

AmIslamic Master

# Annual Report for Islamic Funds

30 September 2024



**AmInvest**

Growing Your Investments in a Changing World

## TRUST DIRECTORY

### **Manager**

AmFunds Management Berhad  
9<sup>th</sup> & 10<sup>th</sup> Floor, Bangunan AmBank Group  
55 Jalan Raja Chulan  
50200 Kuala Lumpur

### **Board of Directors**

Jeyaratnam A/L Tamotharam Pillai  
Ng Chih Kaye  
Jas Bir Kaur A/P Lol Singh  
Arnold Lim Boon Lay  
Goh Wee Peng

### **Investment Committee**

Arnold Lim Boon Lay  
Tracy Chen Wee Keng  
Goh Wee Peng

### **Investment Manager**

AmIslamic Funds Management Sdn Bhd

### **Shariah Adviser**

Amanie Advisors Sdn Bhd

### **Trustee**

AmanahRaya Trustees Berhad

### **Auditors and Reporting Accountants**

Ernst & Young PLT

### **Taxation Adviser**

Deloitte Tax Services Sdn Bhd

## CONTENTS

### **AmIltikal**

- 1** Manager's Report
- 7** Independent Auditors' Report to the Unitholders
- 11** Statement of Financial Position
- 12** Statement of Comprehensive Income
- 13** Statement of Changes in Equity
- 14** Statement of Cash Flows
- 15** Notes to the Financial Statements
- 41** Statement by the Manager
- 42** Trustee's Report
- 43** Shariah Adviser's Report

### **AmBon Islam**

- 44** Manager's Report
- 54** Independent Auditors' Report to the Unitholders
- 58** Statement of Financial Position
- 59** Statement of Comprehensive Income
- 60** Statement of Changes in Equity
- 61** Statement of Cash Flows
- 62** Notes to the Financial Statements
- 88** Statement by the Manager
- 89** Trustee's Report
- 90** Shariah Adviser's Report

### **AmAI-Amin**

- 91** Manager's Report
- 97** Independent Auditors' Report to the Unitholders
- 101** Statement of Financial Position
- 102** Statement of Comprehensive Income
- 103** Statement of Changes in Equity
- 104** Statement of Cash Flows
- 105** Notes to the Financial Statements
- 135** Statement by the Manager
- 136** Trustee's Report
- 137** Shariah Adviser's Report

### **AmIslamic Balanced**

- 138** Manager's Report
- 145** Independent Auditors' Report to the Unitholders
- 149** Statement of Financial Position
- 150** Statement of Comprehensive Income
- 151** Statement of Changes in Equity
- 152** Statement of Cash Flows
- 153** Notes to the Financial Statements
- 185** Statement by the Manager
- 186** Trustee's Report
- 187** Shariah Adviser's Report

### **AmIslamic Growth**

- 188** Manager's Report
- 194** Independent Auditors' Report to the Unitholders
- 198** Statement of Financial Position
- 199** Statement of Comprehensive Income
- 200** Statement of Changes in Equity
- 201** Statement of Cash Flows
- 202** Notes to the Financial Statements
- 226** Statement by the Manager
- 227** Trustee's Report
- 228** Shariah Adviser's Report

### **Global Islamic Equity**

- 229** Manager's Report
- 235** Independent Auditors' Report to the Unitholders
- 239** Statement of Financial Position
- 240** Statement of Comprehensive Income
- 241** Statement of Changes in Equity
- 242** Statement of Cash Flows
- 243** Notes to the Financial Statements
- 262** Statement by the Manager
- 263** Trustee's Report
- 264** Shariah Adviser's Report
- 265** Directory

## MANAGER'S REPORT

Dear Unitholders,

We are pleased to present you the Manager's report and the audited accounts of Amlttikal ("Fund") for the financial year ended 30 September 2024.

### Salient Information of the Fund

<b>Name</b>	Amlttikal ("Fund")
<b>Category/ Type</b>	Equity (Islamic) / Income and to a lesser extent growth.
<b>Objective</b>	<p>Amlttikal is designed as a medium to long-term investment with an objective of producing "halal" income* and to a lesser extent capital growth.</p> <p><i>Note:</i>  <i>* The income could be in the form of units or cash.</i>  <i>Any material change to the investment objective of the Fund would require Unit Holders' approval</i></p>
<b>Duration</b>	The Fund was established on 12 January 1993 and shall exist for as long as it appears to the Manager and the Trustee that it is in the interests of the unitholders for it to continue. In some circumstances, the unitholders can resolve at a meeting to terminate the Fund.
<b>Performance Benchmark</b>	<p>Malayan Banking Berhad 12-Months Islamic General Investment Account plus 3% spread ("MBB") (Available at <a href="http://www.aminvest.com">www.aminvest.com</a> / <a href="http://www.maybank2u.com.my">www.maybank2u.com.my</a>)</p> <p><i>Note: The benchmark does not imply that the risk profile of the Fund is the same as the risk profile of the benchmark. Investors of the Fund will assume a higher risk compared to the benchmark. Hence, the returns of the Fund may be potentially higher due to the higher risk faced by the investors.</i></p>
<b>Income Distribution Policy</b>	Income distribution (if any) is paid at least once every year.

### Fund Performance Data

<b>Portfolio Composition</b>	Details of portfolio composition of the Fund as at 30 September are as follows:			
		As at 30 September		
	2024 %	2023 %	2022 %	
Consumer discretionary	3.01	-	1.53	
Consumer staples	7.50	11.14	1.11	
Energy	6.38	4.45	7.68	
Financials	3.06	6.80	6.21	
Health care	1.53	7.99	1.85	
Industrials	19.20	17.45	22.23	
Information technology	10.05	15.53	14.31	
Materials	7.72	4.71	3.69	

	As at 30 September		
	2024 %	2023 %	2022 %
Real estate/REITs	8.45	5.38	6.60
Telecommunication services	11.10	3.79	6.14
Utilities	5.79	10.48	11.67
Local Collective Investment Schemes	2.66	2.34	2.15
Money market deposits and cash equivalents	13.55	9.94	14.83
<b>Total</b>	<b>100.00</b>	<b>100.00</b>	<b>100.00</b>

*Note: The abovementioned percentages are calculated based on total net asset value.*

#### Performance Details

Performance details of the Fund for the financial years ended 30 September are as follows:

	FYE 2024	FYE 2023	FYE 2022
Net asset value (RM)	48,878,545	53,779,498	52,116,115
Units in circulation	90,517,496	104,957,319	109,734,331
Net asset value per unit (RM)	0.5400	0.5124	0.4749
Highest net asset value per unit (RM)	0.5921	0.5345	0.6011
Lowest net asset value per unit (RM)	0.5009	0.4569	0.4747
Benchmark performance (%)	5.85	5.97	5.13
Total return (%) <sup>(1)</sup>	5.39	11.68	-15.02
- Capital growth (%)	5.39	7.89	-17.96
- Income distribution (%)	-	3.79	2.94
Gross distribution (sen per unit)	-	1.80	1.70
Net distribution (sen per unit)	-	1.80	1.70
Total expense ratio (%) <sup>(2)</sup>	1.91	1.60	1.57
Portfolio turnover ratio (times) <sup>(3)</sup>	1.23	0.96	0.45

Note:

(1) Total return is the actual return of the Fund for the respective financial years computed based on the net asset value per unit and net of all fees.

(2) Total expense ratio (TER<sup>®</sup>) is calculated based on the total fees and expenses incurred by the Fund divided by the average fund size calculated on a daily basis. The TER increased by 0.31% as compared to 1.60% per annum for the financial year ended 30 September 2023 mainly due to increase in expenses.

(3) Portfolio turnover ratio ("PTR") is calculated based on the average of the total acquisitions and total disposals of investment securities of the Fund divided by the average fund size calculated on a daily basis. The increase in the PTR for 2024 and 2023 were due mainly to investing activities.

#### Average Total Return (as at 30 September 2024)

	Amlttikal <sup>(a)</sup> %	MBB <sup>(b)</sup> %
One year	5.39	5.85
Three years	0.01	5.65
Five years	1.61	5.52
Ten years	0.43	6.04

## Annual Total Return

Financial Years Ended (30 September)	Amlttikal <sup>(a)</sup> %	MBB <sup>(b)</sup> %
2024	5.39	5.85
2023	11.68	5.97
2022	-15.02	5.13
2021	-2.84	4.95
2020	11.48	5.74

(a) Source: Novagni Analytics and Advisory Sdn. Bhd.

(b) Malayan Banking Berhad 12-Months Islamic General Investment Accounts plus 3% Spread ("MBB") (Available at [www.aminvest.com/](http://www.aminvest.com/) [www.maybank2u.com.my](http://www.maybank2u.com.my))

The Fund performance is calculated based on the net asset value per unit of the Fund. Average total return of the Fund and its benchmark for a period is computed based on the absolute return for that period annualised over one year.

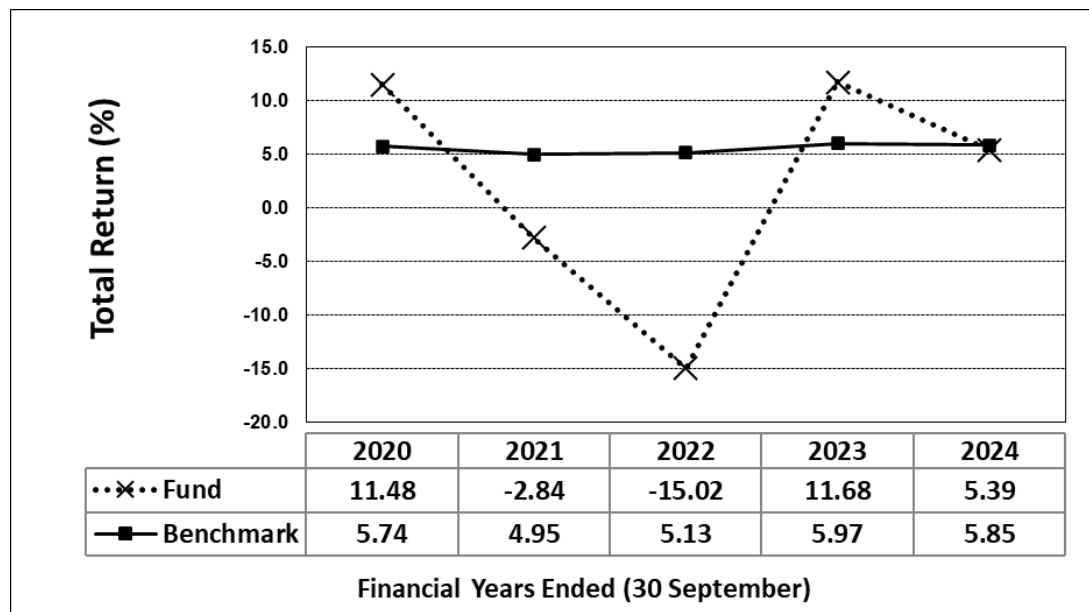
**Note: Past performance is not necessarily indicative of future performance and that unit prices and investment returns may go down, as well as up.**

## Fund Performance

For the financial year ended 30 September 2024, the NAV per unit of the Fund increased by 5.39% from RM0.5124 to RM0.5400, while units in circulation decreased by 13.76% from 104,957,319 units as at 30 September 2023 to 90,517,496 units as at 30 September 2024.

The Fund registered a return of 5.39% for the financial year ended 30 September 2024, which is entirely capital growth in nature. Comparatively, for the same year, the benchmark, Malayan Banking Berhad twelve (12) Months Islamic General Investment Accounts plus 3% spread registered a return of 5.85%. As such the Fund underperformed the benchmark by 0.46%.

The following line chart shows comparison between the annual performances of Amlttikal and its benchmark, MBB, for the financial years ended 30 September.



**Note: Past performance is not necessarily indicative of future performance and that unit prices and investment returns may go down, as well as up.**

<b>Strategies and Policies Employed</b>	For the financial year under review, the Fund invested accordingly in Shariah-compliant equities up to 95% of its NAV. Value-add from equities investment was derived from active stock selection with focus on undervalued Shariah-compliant stock relative to its earnings growth potential and/or its intrinsic value.																																																												
<b>Portfolio Structure</b>	<p>The table below is the asset allocation of the Fund as at 30 September 2024 and 30 September 2023.</p> <table border="1"> <thead> <tr> <th></th> <th><b>As at 30.09.2024 %</b></th> <th><b>As at 30.09.2023 %</b></th> <th><b>Changes %</b></th> </tr> </thead> <tbody> <tr> <td>Consumer discretionary</td> <td>3.01</td> <td>-</td> <td>3.01</td> </tr> <tr> <td>Consumer staples</td> <td>7.50</td> <td>11.14</td> <td>-3.64</td> </tr> <tr> <td>Energy</td> <td>6.38</td> <td>4.45</td> <td>1.93</td> </tr> <tr> <td>Financials</td> <td>3.06</td> <td>6.80</td> <td>-3.74</td> </tr> <tr> <td>Health care</td> <td>1.53</td> <td>7.99</td> <td>-6.46</td> </tr> <tr> <td>Industrials</td> <td>19.20</td> <td>17.45</td> <td>1.75</td> </tr> <tr> <td>Information technology</td> <td>10.05</td> <td>15.53</td> <td>-5.48</td> </tr> <tr> <td>Materials</td> <td>7.72</td> <td>4.71</td> <td>3.01</td> </tr> <tr> <td>Real estate/REITs</td> <td>8.45</td> <td>5.38</td> <td>3.07</td> </tr> <tr> <td>Telecommunication services</td> <td>11.10</td> <td>3.79</td> <td>7.31</td> </tr> <tr> <td>Utilities</td> <td>5.79</td> <td>10.48</td> <td>-4.69</td> </tr> <tr> <td>Local Collective Investment Schemes</td> <td>2.66</td> <td>2.34</td> <td>0.32</td> </tr> <tr> <td>Money market deposits and cash equivalents</td> <td>13.55</td> <td>9.94</td> <td>3.61</td> </tr> <tr> <td><b>Total</b></td> <td><b>100.00</b></td> <td><b>100.00</b></td> <td></td> </tr> </tbody> </table> <p>As at end of financial year under review, the Fund's equity exposure was at 86.45% as compared to 90.06% as at 30 September 2023 as the Fund reduced positions after a strong market performance.</p> <p>During the year, the Fund has increased exposure in the telecommunication services sector by 7.31%, followed by REITs at 3.07%. Meanwhile, the Fund exposure in healthcare and information technology sector were reduced by 6.46% and 5.48% respectively.</p> <p>As at end of financial year under review, the Fund's exposure in local collective investment scheme was at 2.66% while money market deposits and cash equivalents were at 13.55% of its NAV.</p>		<b>As at 30.09.2024 %</b>	<b>As at 30.09.2023 %</b>	<b>Changes %</b>	Consumer discretionary	3.01	-	3.01	Consumer staples	7.50	11.14	-3.64	Energy	6.38	4.45	1.93	Financials	3.06	6.80	-3.74	Health care	1.53	7.99	-6.46	Industrials	19.20	17.45	1.75	Information technology	10.05	15.53	-5.48	Materials	7.72	4.71	3.01	Real estate/REITs	8.45	5.38	3.07	Telecommunication services	11.10	3.79	7.31	Utilities	5.79	10.48	-4.69	Local Collective Investment Schemes	2.66	2.34	0.32	Money market deposits and cash equivalents	13.55	9.94	3.61	<b>Total</b>	<b>100.00</b>	<b>100.00</b>	
	<b>As at 30.09.2024 %</b>	<b>As at 30.09.2023 %</b>	<b>Changes %</b>																																																										
Consumer discretionary	3.01	-	3.01																																																										
Consumer staples	7.50	11.14	-3.64																																																										
Energy	6.38	4.45	1.93																																																										
Financials	3.06	6.80	-3.74																																																										
Health care	1.53	7.99	-6.46																																																										
Industrials	19.20	17.45	1.75																																																										
Information technology	10.05	15.53	-5.48																																																										
Materials	7.72	4.71	3.01																																																										
Real estate/REITs	8.45	5.38	3.07																																																										
Telecommunication services	11.10	3.79	7.31																																																										
Utilities	5.79	10.48	-4.69																																																										
Local Collective Investment Schemes	2.66	2.34	0.32																																																										
Money market deposits and cash equivalents	13.55	9.94	3.61																																																										
<b>Total</b>	<b>100.00</b>	<b>100.00</b>																																																											
<b>Securities Lending / Repurchase Transactions</b>	The Fund has not undertaken any securities lending or repurchase transactions (collectively referred to as "securities financing transactions").																																																												
<b>Cross Trade</b>	There were no cross trades undertaken during the financial year under review.																																																												
<b>Distribution/ Unit splits</b>	There is no income distribution and unit split declared for the financial year under review.																																																												
<b>State of Affairs</b>	There has been neither significant change to the state of affairs of the Fund nor any circumstances that materially affect any interests of the unitholders during the financial year under review.																																																												

<b>Rebates and Soft Commission</b>	<p>During the year, the management company received soft commissions by virtue of transactions conducted for the Fund, in the form of research services, systems and services relating to performance measurement of portfolios and subscription fees for fund’s benchmark indices. All of these assist in the investment decision making process which are of demonstrable benefit to unitholders of the Fund.</p> <p>The company has soft commission arrangement with a total of 11 brokers, who execute trades for the Fund and other funds or investments managed by the company. The soft commission received would be in the form of research services, systems and services relating to performance measurement of portfolios and/or subscription fees for fund’s benchmark indices. All of these assist in the investment decision making process which are of demonstrable benefit to unitholders of the Fund and other funds or investments managed by the company.</p> <p>Soft commissions received were for the benefit of the Fund and there was no churning of trades.</p>
<b>Market Review</b>	<p>Malaysia equity market started the period under review on a weak note due to heightened macro volatilities with global central banks’ policy bias towards “higher for longer” and escalating geopolitical tensions. Sentiment subsequently recovered in November 2023 encouraged by the pick-up in the recently concluded 3QCY23 earnings momentum from the previous quarter. Risk appetite was also supported on expectation that central banks rate hiking cycle is likely over, with markets progressively pricing the possibility of rate cuts happening in 2024. The positive sentiment has ushered in a return of foreign inflows into the local equities in the month of November and December, which pushed the index higher at the end of 2023.</p> <p>The upward momentum continued into new year, supported by favorable domestic themes, which includes National Energy Transformation Roadmap (NETR) and New Industrial Master Plan, potential revival of the previous infrastructure projects (High Speed Railway, MRT3, LRT3, Penang LRT) as well as Johor thematic play following acceleration in the state future economic of developments. Malaysia equity also gained attraction from being under-owned, undemanding valuation and reasonable profit growth. External factors such as policy easing by central banks, higher expectation of a soft landing in US coupled with stimulus measures in China were also providing positive impetus to the local equity.</p> <p>Malaysia equity continued to showcase stellar performance in 2QCY24, thanks to the optimism across the sectors including utilities, construction, property, and technology which are poised to benefit from AI and data center’s boom. Bytedance, Google and Microsoft have each committed near RM10 bil respectively into data center investments in Malaysia. On top of this, Amazon has also marked Malaysia as its new AWS region. Meanwhile the NETR and introduction of Regulatory Period 4 (RP4) boosted appetite for utility players in Malaysia, as data centers drive the need for power and related infrastructure. Elsewhere, the Singapore-Malaysia inter-government relationship was in the limelight following the MY-SG Leaders Retreat in September, giving out expectations of a more detailed plan on Johor-Singapore Special Economic Zones.</p> <p>Malaysia market saw some profit taking activity in 3QCY24 and had since trading sideways. The third quarter were defined by Ringgit strength, hitting a 3-year high, a stark contrast from just two quarters back where the Ringgit languished at 26-year lows. Strength in the local currency exacerbated the sell down in tech</p>



	<p>sector post earnings release, which in the meantime also impacted glovemakers to a certain extent at the end of September's trading. Nevertheless, the healthcare sector was still one of Malaysia's best performing sectors in September after the United States Trade Representative (USTR) announced more aggressive tariff action on China, sending regional glovemakers higher.</p> <p>For the year under review, FBM Emas Shariah Index registered a positive return of 12.60%.</p>
<p><b>Market Outlook</b></p>	<p>With the start of the Fed rate-cutting cycle, emerging markets will be beneficiaries of US Dollar softness and the return of foreign fund flows into emerging markets. Encouraging economic data in the US which raised prospects of a soft landing for its economy, coupled with China's stimulus combo and call for stronger stimulus for markets should provide positive support to equities.</p> <p>However, the path could be volatile. In the near term, US Presidential Election in November 2024 will be the limelight, given the uncertainties with regards to policies proposals and differences amid the tight race. Additionally, geopolitical uncertainties and energy price volatilities amid the escalating conflict in Middle East could impact appetite for risky assets.</p> <p>Domestically, we expect the local stock market to be well supported on the back of positive macro outlook, stable politics which support further progress of the reform agenda, ample domestic liquidity and positive corporate earnings growth.</p>

Kuala Lumpur, Malaysia  
AmFunds Management Berhad

19 November 2024

## **Independent auditors' report to the unit holders of Amlttikal**

### **Report on the audit of the financial statements**

#### *Opinion*

We have audited the financial statements of Amlttikal (the "Fund"), which comprise the statement of financial position as at 30 September 2024, and statement of comprehensive income, statement of changes in equity and statement of cash flows of the Fund for the financial year then ended, and notes to the financial statements, including material accounting policy information, as set out on pages 11 to 40.

In our opinion, the accompanying financial statements give a true and fair view of the financial position of the Fund as at 30 September 2024, and of its financial performance and cash flows for the financial year then ended in accordance with Malaysian Financial Reporting Standards and International Financial Reporting Standards.

#### *Basis for opinion*

We conducted our audit in accordance with approved standards on auditing in Malaysia and International Standards on Auditing. Our responsibilities under those standards are further described in the *Auditors' responsibilities for the audit of the financial statements* section of our report. We believe that the audit evidence we have obtained is sufficient and appropriate to provide a basis for our audit opinion.

#### *Independence and other ethical responsibilities*

We are independent of the Fund in accordance with the By-Laws (on Professional Ethics, Conduct and Practice) of the Malaysian Institute of Accountants ("By-Laws") and the International Code of Ethics for Professional Accountants (including International Independence Standards) ("IESBA Code"), and we have fulfilled our other ethical responsibilities in accordance with the By-Laws and the IESBA Code.

#### *Information other than the financial statements and auditors' report thereon*

The Manager of the Fund (the "Manager") is responsible for the other information. The other information comprises the information included in the annual report of the Fund, but does not include the financial statements of the Fund and our auditors' report thereon.

Our opinion on the financial statements of the Fund does not cover the other information and we do not express any form of assurance conclusion thereon.

## **Independent auditors' report to the unit holders of Amlttikal (cont'd.)**

### *Information other than the financial statements and auditors' report thereon (cont'd.)*

In connection with our audit of the financial statements of the Fund, our responsibility is to read the other information and, in doing so, consider whether the other information is materially inconsistent with the financial statements of the Fund or our knowledge obtained in the audit or otherwise appears to be materially misstated.

If, based on the work we have performed, we conclude that there is a material misstatement of this other information, we are required to report the fact. We have nothing to report in this regard.

### *Responsibilities of the Manager and the Trustee for the financial statements*

The Manager is responsible for the preparation of the financial statements of the Fund that give a true and fair view in accordance with Malaysian Financial Reporting Standards and International Financial Reporting Standards. The Manager is also responsible for such internal control as the Manager determines is necessary to enable the preparation of financial statements of the Fund that are free from material misstatement, whether due to fraud or error.

In preparing the financial statements of the Fund, the Manager is responsible for assessing the Fund's ability to continue as a going concern, disclosing, as applicable, matters related to going concern and using the going concern basis of accounting unless the Manager either intends to liquidate the Fund or to cease operations, or has no realistic alternative but to do so.

The Trustee is responsible for overseeing the Fund's financial reporting process. The Trustee is also responsible for ensuring that the Manager maintains proper accounting and other records as are necessary to enable true and fair presentation of these financial statements.

### *Auditors' responsibilities for the audit of the financial statements*

Our objectives are to obtain reasonable assurance about whether the financial statements of the Fund as a whole are free from material misstatement, whether due to fraud or error, and to issue an auditors' report that includes our opinion. Reasonable assurance is a high level of assurance, but is not a guarantee that an audit conducted in accordance with approved standards on auditing in Malaysia and International Standards on Auditing will always detect a material misstatement when it exists. Misstatements can arise from fraud or error and are considered material if, individually or in the aggregate, they could reasonably be expected to influence the economic decisions of users taken on the basis of these financial statements.

**Independent auditors' report to the unit holders of  
Amlttikal (cont'd.)**

*Auditors' responsibilities for the audit of the financial statements (cont'd.)*

As part of an audit in accordance with the approved standards on auditing in Malaysia and International Standards on Auditing, we exercise professional judgment and maintain professional skepticism throughout the audit. We also:

- Identify and assess the risks of material misstatement of the financial statements of the Fund whether due to fraud or error, design and perform audit procedures responsive to those risks, and obtain audit evidence that is sufficient and appropriate to provide a basis for our opinion. The risk of not detecting a material misstatement resulting from fraud is higher than for one resulting from error, as fraud may involve collusion, forgery, intentional omissions, misrepresentations, or the override of internal control.
- Obtain an understanding of internal control relevant to the audit in order to design audit procedures that are appropriate in the circumstances, but not for the purpose of expressing an opinion on the effectiveness of the Fund's internal control.
- Evaluate the appropriateness of accounting policies used and the reasonableness of accounting estimates and related disclosures made by the Manager.
- Conclude on the appropriateness of the Manager's use of the going concern basis of accounting and, based on the audit evidence obtained, whether a material uncertainty exists related to events or conditions that may cast significant doubt on the Fund's ability to continue as a going concern. If we conclude that a material uncertainty exists, we are required to draw attention in our auditors' report to the related disclosures in the financial statements of the Fund or, if such disclosures are inadequate, to modify our opinion. Our conclusions are based on the audit evidence obtained up to the date of our auditors' report. However, future events or conditions may cause the Fund to cease to continue as a going concern.
- Evaluate the overall presentation, structure and content of the financial statements of the Fund, including the disclosures, and whether the financial statements of the Fund represent the underlying transactions and events in a manner that achieves fair presentation.

We communicate with the Manager regarding, among other matters, the planned scope and timing of the audit and significant audit findings, including any significant deficiencies in internal control that we identify during our audit.

**Independent auditors' report to the unit holders of  
Amlttikal (cont'd.)**

**Other matters**

This report is made solely to the unit holders of the Fund, as a body, in accordance with the Guidelines on Unit Trust Funds issued by the Securities Commission Malaysia and for no other purpose. We do not assume responsibility to any other person for the content of this report.

Ernst & Young PLT  
202006000003 (LLP0022760-LCA) & AF 0039  
Chartered Accountants

Ng Sue Ean  
No. 03276/07/2026 J  
Chartered Accountant

Kuala Lumpur, Malaysia  
19 November 2024

**Amlttikal****STATEMENT OF FINANCIAL POSITION  
AS AT 30 SEPTEMBER 2024**

	Note	2024 RM	2023 RM
<b>ASSETS</b>			
Shariah-compliant investments	4	42,254,331	48,431,682
Amount due from brokers	5	-	1,120,910
Amount due from Manager	6(a)	164,301	18,057
Dividend/Distribution receivables		100,973	173,136
Cash at banks		7,323,802	6,329,208
<b>TOTAL ASSETS</b>		<u>49,843,407</u>	<u>56,072,993</u>
<b>LIABILITIES</b>			
Amount due to brokers	5	-	1,443,859
Amount due to Manager	6(b)	942,699	821,198
Amount due to Trustee	7	2,813	3,093
Distribution payable		-	4,785
Sundry payables and accruals		19,350	20,560
<b>TOTAL LIABILITIES</b>		<u>964,862</u>	<u>2,293,495</u>
<b>NET ASSET VALUE (“NAV”) OF THE FUND</b>		<u>48,878,545</u>	<u>53,779,498</u>
<b>EQUITY</b>			
Unit holders’ capital	9(a)	220,746,199	228,655,175
Accumulated losses	9(b)(c)	<u>(171,867,654)</u>	<u>(174,875,677)</u>
<b>NET ASSETS ATTRIBUTABLE TO UNIT HOLDERS</b>		<u>48,878,545</u>	<u>53,779,498</u>
<b>UNITS IN CIRCULATION</b>	9(a)	<u>90,517,496</u>	<u>104,957,319</u>
<b>NAV PER UNIT (RM)</b>		<u>0.5400</u>	<u>0.5124</u>

*The accompanying notes form an integral part of the financial statements.*

**Amlttikal****STATEMENT OF COMPREHENSIVE INCOME  
FOR THE FINANCIAL YEAR ENDED 30 SEPTEMBER 2024**

	Note	2024 RM	2023 RM
<b>SHARIAH-COMPLIANT INVESTMENT INCOME</b>			
Dividend/Distribution income		1,414,590	1,786,322
Profit income		167,077	172,911
Net gains from Shariah-compliant investments:			
– Financial assets at fair value through profit or loss (“FVTPL”)	8	<u>2,935,904</u>	<u>5,226,811</u>
		<u>4,517,571</u>	<u>7,186,044</u>
<b>EXPENDITURE</b>			
Manager’s fee	6	(940,839)	(791,889)
Trustee’s fee	7	(36,935)	(37,511)
Audit fee		(7,500)	(7,500)
Tax agent’s fee		(5,000)	(5,000)
Brokerage and other transaction fees		(494,710)	(420,442)
Custodian’s fee		(2,050)	(1,330)
Other expenses		<u>(14,317)</u>	<u>(14,854)</u>
		<u>(1,501,351)</u>	<u>(1,278,526)</u>
<b>Net income before taxation</b>		3,016,220	5,907,518
<b>Taxation</b>	11	<u>(8,197)</u>	<u>(7,382)</u>
<b>Net income after taxation, representing total comprehensive income for the financial year</b>		<u>3,008,023</u>	<u>5,900,136</u>
Total comprehensive income comprises the following:			
Realised income		2,783,494	2,892,724
Unrealised gains		<u>224,529</u>	<u>3,007,412</u>
		<u>3,008,023</u>	<u>5,900,136</u>
<b>Distribution for the financial year</b>			
Net distribution	12	<u>-</u>	<u>1,825,828</u>
Gross distribution per unit (sen)	12	<u>-</u>	<u>1.80</u>
Net distribution per unit (sen)	12	<u>-</u>	<u>1.80</u>

*The accompanying notes form an integral part of the financial statements.*

**Amlttikal****STATEMENT OF CHANGES IN EQUITY  
FOR THE FINANCIAL YEAR ENDED 30 SEPTEMBER 2024**

	<b>Note</b>	<b>Unit holders' capital RM</b>	<b>Accumulated losses RM</b>	<b>Total equity RM</b>
At 1 October 2023		228,655,175	(174,875,677)	53,779,498
Total comprehensive income for the financial year		-	3,008,023	3,008,023
Creation of units	9(a)	3,127,190	-	3,127,190
Cancellation of units	9(a)	(11,036,166)	-	(11,036,166)
Balance at 30 September 2024		<u>220,746,199</u>	<u>(171,867,654)</u>	<u>48,878,545</u>
At 1 October 2022		231,066,100	(178,949,985)	52,116,115
Total comprehensive income for the financial year		-	5,900,136	5,900,136
Creation of units	9(a)	278,831	-	278,831
Reinvestment of distribution	9(a)	1,821,043	-	1,821,043
Cancellation of units	9(a)	(4,510,799)	-	(4,510,799)
Distribution	12	-	(1,825,828)	(1,825,828)
Balance at 30 September 2023		<u>228,655,175</u>	<u>(174,875,677)</u>	<u>53,779,498</u>

*The accompanying notes form an integral part of the financial statements.*



**Amlttikal****STATEMENT OF CASH FLOWS  
FOR THE FINANCIAL YEAR ENDED 30 SEPTEMBER 2024**

	<b>2024</b>	<b>2023</b>
	<b>RM</b>	<b>RM</b>
<b>CASH FLOWS FROM OPERATING AND INVESTING ACTIVITIES</b>		
Proceeds from sale of Shariah-compliant investments	70,475,852	51,269,660
Purchases of Shariah-compliant investments	(61,683,164)	(49,541,781)
Dividend/Distribution received	1,476,175	1,799,711
Profit received	167,077	172,911
Manager's fee paid	(791,889)	(857,076)
Trustee's fee paid	(37,215)	(37,615)
Tax agent's fee paid	(5,000)	(5,000)
Custodian's fee paid	(2,050)	(1,330)
Payments for other expenses	(517,738)	(446,587)
Net cash generated from operating and investing activities	<u>9,082,048</u>	<u>2,352,893</u>
<b>CASH FLOWS FROM FINANCING ACTIVITIES</b>		
Proceeds from creation of units	2,980,946	260,774
Payments for cancellation of units	(11,063,615)	(4,768,746)
Distribution paid	(4,785)	(4,519)
Net cash used in financing activities	<u>(8,087,454)</u>	<u>(4,512,491)</u>
<b>NET INCREASE/(DECREASE) IN CASH AND CASH EQUIVALENTS</b>	994,594	(2,159,598)
<b>CASH AND CASH EQUIVALENTS AT THE BEGINNING OF THE FINANCIAL YEAR</b>	<u>6,329,208</u>	<u>8,488,806</u>
<b>CASH AND CASH EQUIVALENTS AT THE END OF THE FINANCIAL YEAR</b>	<u>7,323,802</u>	<u>6,329,208</u>
Cash and cash equivalents comprise:		
Cash at banks	<u>7,323,802</u>	<u>6,329,208</u>

**NOTES TO THE FINANCIAL STATEMENTS  
FOR THE FINANCIAL YEAR ENDED 30 SEPTEMBER 2024**

**1. GENERAL INFORMATION**

Amlttikal (the “Fund”) was established pursuant to a Deed dated 19 October 1992 as amended by Deeds supplemental thereto (the “Deeds”), between AmFunds Management Berhad as the Manager, AmanahRaya Trustees Berhad as the Trustee and all unit holders.

The Fund was set up with the objective of providing investors with a means to pool and invest their funds in a professionally managed portfolio of Shariah-compliant equities and other non-interest bearing securities. The Fund aims to provide an investment alternative where profits earned are in accordance with Principles of Shariah. The Fund is managed based on the concept of Al-Mudharabah. As provided in the Deeds, the financial year shall end on 30 September and the units in the Fund were first offered for sale on 18 December 1992.

The financial statements were authorised for issue by the Manager on 19 November 2024.

**2. BASIS OF PREPARATION OF THE FINANCIAL STATEMENTS**

The financial statements of the Fund have been prepared on a historical cost basis, except as otherwise stated in the accounting policies and comply with Malaysian Financial Reporting Standards (“MFRS”) as issued by the Malaysian Accounting Standards Board (“MASB”) and International Financial Reporting Standards (“IFRS”).

Standards effective during the financial year

The adoption of the following MFRS and amendments to MFRS which became effective during the financial year did not have any material financial impact to the financial statements.

<b>Description</b>	<b>Effective for financial periods beginning on or after</b>
MFRS 17 <i>Insurance Contracts</i> and Amendments to MFRS 17*	1 January 2023
Initial Application of MFRS 17 and MFRS 9 - <i>Comparative Information</i> (Amendments to MFRS 17 <i>Insurance Contracts</i> )*	1 January 2023
Amendments to MFRS 101 <i>Presentation of Financial Statements: Classification of Liabilities as Current or Non-Current</i>	1 January 2023
Amendments to MFRS 101 <i>Presentation of Financial Statements: Disclosure of Accounting Policies</i>	1 January 2023
Amendments to MFRS 108 <i>Accounting policies, Changes in Accounting Estimates and Errors: Definition of Accounting Estimates</i>	1 January 2023
Amendments to MFRS 112 <i>Income Taxes: Deferred Tax related to Assets and Liabilities arising from a Single Transaction</i>	1 January 2023
Amendments to MFRS 112 <i>Income Taxes: International Tax Reform - Pillar Two Model Rules</i>	1 January 2023

**NOTES TO THE FINANCIAL STATEMENTS  
FOR THE FINANCIAL YEAR ENDED 30 SEPTEMBER 2024**

**2. BASIS OF PREPARATION OF THE FINANCIAL STATEMENTS (CONT'D.)**

Standards issued but not yet effective

The new and amended standards that have been issued but not yet effective up to the date of issuance of the Fund's financial statements are disclosed below. The Fund intends to adopt these new pronouncements, if applicable, when they become effective.

<b>Description</b>	<b>Effective for financial periods beginning on or after</b>
Amendments to MFRS 16 <i>Leases: Lease Liability in a Sale and Leaseback*</i>	1 January 2024
Amendments to MFRS 101 <i>Presentation of Financial Statements: Non-Current Liabilities with Covenants</i>	1 January 2024
Amendments to MFRS 107 <i>Statement of Cash Flows</i> and MFRS 7 <i>Financial Instruments: Disclosures: Supplier Finance Arrangements</i>	1 January 2024
Amendments to MFRS 121 <i>The Effects of Changes in Foreign Exchange Rates: Lack of Exchangeability</i>	1 January 2025
Amendments to MFRS 9 <i>Financial Instruments</i> and MFRS 7 <i>Financial Instruments: Disclosures: Amendments to the Classifications and Measurement of Financial Instruments</i>	1 January 2026
Amendments that are part of Annual Improvements - Volume 11: Amendments to MFRS 1 <i>First-time Adoption of Malaysian Financial Reporting Standards</i>	1 January 2026
Amendments to MFRS 7 <i>Financial Instruments: Disclosures</i>	
Amendments to MFRS 9 <i>Financial Instruments</i>	
Amendments to MFRS 10 <i>Consolidated Financial Statements*</i>	
Amendments to MFRS 107 <i>Statement of Cash Flows</i>	
MFRS 18 <i>Presentation and Disclosure in Financial Statements</i>	1 January 2027
MFRS 19 <i>Subsidiaries without Public Accountability: Disclosures*</i>	1 January 2027
Amendments to MFRS 10 and MFRS 128: <i>Sale or Contribution of Assets between an Investor and its Associate or Joint Venture*</i>	Deferred

\* These MFRS and Amendments to MFRSs are not relevant to the Fund.

**3. SUMMARY OF ACCOUNTING POLICIES**

**3.1 Income recognition**

Income is recognised to the extent that it is probable that the economic benefits will flow to the Fund and the income can be reliably measured. Income is measured at the fair value of consideration received or receivable.

**NOTES TO THE FINANCIAL STATEMENTS  
FOR THE FINANCIAL YEAR ENDED 30 SEPTEMBER 2024**

**3. SUMMARY OF ACCOUNTING POLICIES (CONT'D.)**

**3.1 Income recognition (cont'd.)**

(i) Dividend/Distribution income

Dividend/Distribution income is recognised when the Fund's right to receive payment is established.

(ii) Profit income

Profit income is recognised on an accrual basis using the effective profit method.

(iii) Gain or loss on disposal of Shariah-compliant investments

On disposal of Shariah-compliant investments, the net realised gain or loss on disposal is measured as the difference between the net disposal proceeds and the carrying amount of the Shariah-compliant investments. The net realised gain or loss is recognised in profit or loss.

**3.2 Income tax**

Current tax assets and liabilities are measured at the amount expected to be recovered from or paid to the tax authorities. The tax rates and tax laws used to compute the amount are those that are enacted or substantively enacted at the reporting date.

Current taxes are recognised in profit or loss except to the extent that the tax relates to items recognised outside profit or loss, either in other comprehensive income or directly in equity.

**3.3 Functional and presentation currency**

Functional currency is the currency of the primary economic environment in which the Fund operates that most faithfully represents the economic effects of the underlying transactions. The functional currency of the Fund is Ringgit Malaysia ("RM") which reflects the currency in which the Fund competes for funds, issues and redeems units. The Fund has also adopted RM as its presentation currency.

**3.4 Statement of cash flows**

The Fund adopts the direct method in the preparation of the statement of cash flows.

Cash and cash equivalents are short-term, highly liquid Shariah-compliant investments that are readily convertible to cash with insignificant risk of changes in value.

**NOTES TO THE FINANCIAL STATEMENTS  
FOR THE FINANCIAL YEAR ENDED 30 SEPTEMBER 2024**

**3. SUMMARY OF ACCOUNTING POLICIES (CONT'D.)**

**3.5 Distribution**

Distribution is at the discretion of the Manager. A distribution to the Fund's unit holders is accounted for as a deduction from retained earnings and realised income. Realised income is the income earned from dividend/distribution income, profit income and net gain on disposal of Shariah-compliant investments after deducting expenses and taxation. A proposed distribution is recognised as a liability in the period in which it is approved. Distribution is either reinvested or paid in cash to the unit holders on the distribution payment date. Reinvestment of units is based on the NAV per unit on the distribution payment date, which is also the time of creation.

**3.6 Unit holders' capital**

The unit holders' capital of the Fund meets the definition of puttable instruments and is classified as equity instruments as it meets all criteria for such classification under MFRS 132 *Financial Instruments: Presentation* ("MFRS 132").

**3.7 Financial instruments – initial recognition and measurement**

(i) Initial recognition

Financial assets and financial liabilities are recognised when the Fund becomes a party to the contractual provisions of the instrument. Regular way purchases and sales of financial assets are recognised using trade date accounting or settlement date accounting. The method used is applied consistently for all purchases and sales of financial assets that belong to the same category of financial assets.

(ii) Initial measurement

All financial assets are recognised initially at fair value, in the case of financial assets not recorded at FVTPL, transaction costs that are attributable to the acquisition of the financial assets. All financial liabilities are recognised initially at fair value and, in the case of financial liabilities not recorded at FVTPL, net of directly attributable transaction costs.

(iii) "Day 1" profit or loss

At initial measurement, if the transaction price differs from the fair value, the Fund immediately recognises the difference between the transaction price and fair value (a "Day 1" profit or loss) in profit or loss provided that fair value is evidenced by a quoted price in an active market for an identical asset or liability (i.e. Level 1 input) or based on a valuation technique that uses only data from observable markets. In all other cases, the difference between the transaction price and model value is recognised in profit or loss on a systematic and rational basis that reflects the nature of the instrument over its tenure.

**NOTES TO THE FINANCIAL STATEMENTS  
FOR THE FINANCIAL YEAR ENDED 30 SEPTEMBER 2024**

**3. SUMMARY OF SIGNIFICANT ACCOUNTING POLICIES (CONT'D.)**

**3.8 Financial assets**

Classification and measurement

The classification of financial assets depends on the Fund's business model of managing the financial assets in order to generate cash flows ("business model test") and the contractual cash flow characteristics of the financial instruments ("SPPP test"). The business model test determines whether cash flows will result from collecting contractual cash flows, selling the financial assets, or both and the assessment is performed on a portfolio basis. The SPPP test determines whether the contractual cash flows are solely for payments of principal and profit and the assessment is performed on a financial instrument basis.

The Fund may classify its financial assets under the following categories:

*Financial assets at amortised cost*

A financial asset is measured at amortised cost if it is held within a business model whose objective is to hold financial assets in order to collect contractual cash flows and its contractual terms give rise on specified dates to cash flows that are solely payments of principal and profit on the principal amount outstanding. Financial assets include in this category are Shariah-compliant deposits with licensed financial institutions, cash at banks, amount due from Target Fund Manager, amount due from Manager, amount due from brokers/financial institutions, dividend/distribution receivables and other receivables.

*Financial assets at FVOCI*

A financial asset is measured at fair value through other comprehensive income ("FVOCI") if its business model is both to hold the asset to collect contractual cash flows and to sell the financial asset. In addition, the contractual terms of the financial assets give rise on specified dates to cash flows that are solely payments of principal and profit on the outstanding principal.

These Shariah-compliant investments are initially recorded at fair value and transaction costs are expensed in the profit or loss. Subsequent to initial recognition, these Shariah-compliant investments are remeasured at fair value. All fair value adjustments are initially recognised through OCI. Debt instruments at FVOCI are subject to impairment assessment.

**NOTES TO THE FINANCIAL STATEMENTS  
FOR THE FINANCIAL YEAR ENDED 30 SEPTEMBER 2024**

**3. SUMMARY OF SIGNIFICANT ACCOUNTING POLICIES (CONT'D.)**

**3.8 Financial assets (cont'd.)**

Classification and measurement (cont'd.)

The Fund may classify its financial assets under the following categories: (cont'd.)

*Financial assets at FVTPL*

Any financial assets that are not measured at amortised cost or FVOCI are measured at FVTPL. Subsequent to initial recognition, financial assets at FVTPL are measured at fair value. Changes in the fair value of those financial instruments are recorded in "Net gain or loss on financial assets at FVTPL". Dividend/Distribution revenue and profit earned elements of such instruments are recorded separately in "Dividend/Distribution income" and "Profit income" respectively.

Instruments that qualify for amortised cost or FVOCI may be irrevocably designated as FVTPL, if doing so eliminates or significantly reduces a measurement or recognition inconsistency. Equity instruments are normally measured at FVTPL, nevertheless, the Fund is allowed to irrevocably designate equity instruments that are not held for trading as FVOCI, with no subsequent reclassification of gains or losses to profit or loss.

The Fund subsequently measures its Shariah-compliant investments in equity investments and Collective Investment Schemes ("CIS") at FVTPL. Dividends/Distributions earned whilst holding the Shariah-compliant investments are recognised in profit or loss when the right to receive the payment has been established. Gains and losses on the Shariah-compliant investments, realised and unrealised, are included in profit or loss.

**3.9 Financial liabilities – classification and subsequent measurement**

Financial liabilities issued by the Fund are classified as financial liabilities at amortised cost, where the substance of the contractual arrangement results in the Fund having an obligation either to deliver cash or another financial asset to the holders. After initial measurement, financial liabilities are subsequently measured at amortised cost using the effective profit method. Amortised cost is calculated by taking into account any discount or premium on acquisition and fees or costs that are an integral part of the effective profit rate.

**NOTES TO THE FINANCIAL STATEMENTS  
FOR THE FINANCIAL YEAR ENDED 30 SEPTEMBER 2024**

**3. SUMMARY OF SIGNIFICANT ACCOUNTING POLICIES (CONT'D.)**

**3.10 Derecognition of financial instruments**

(i) Derecognition of financial asset

A financial asset (or, where applicable a part of a financial asset or part of a group of similar financial assets) is derecognised when:

- the rights to receive cash flows from the asset have expired, or
- the Fund has transferred its rights to receive cash flows from the asset or has assumed an obligation to pay the received cash flows in full without material delay to a third party under a “pass-through” arrangement; and either:
  - the Fund has transferred substantially all the risks and rewards of the asset, or
  - the Fund has neither transferred nor retained substantially all the risks and rewards of the asset, but has transferred control of the asset.

For Shariah-compliant investments classified as FVOCI - debt instruments, the cumulative fair value change recognised in OCI is recycled to profit or loss.

(ii) Derecognition of financial liability

A financial liability is derecognised when the obligation under the liability is discharged, cancelled or expired. Gains and losses are recognised in profit or loss when the liabilities are recognised, and through the amortisation process.

**3.11 Financial instruments – expected credit losses (“ECL”)**

The Fund assesses the ECL associated with its financial assets at amortised cost using simplified approach. Therefore, the Fund does not track changes in credit risk, but instead recognises a loss allowance based on lifetime ECLs at each reporting date. The ECL in respect of financial assets at amortised cost, if any, is recognised in profit or loss.

Financial assets together with the associated allowance are written off when it has exhausted all practical recovery efforts and there is no realistic prospect of future recovery. The Fund may also write-off financial assets that are still subject to enforcement activity when there is no reasonable expectation of full recovery. If a write-off is later recovered, the recovery is credited to profit or loss.



**NOTES TO THE FINANCIAL STATEMENTS  
FOR THE FINANCIAL YEAR ENDED 30 SEPTEMBER 2024**

**3. SUMMARY OF SIGNIFICANT ACCOUNTING POLICIES (CONT'D.)**

**3.12 Determination of fair value**

For Shariah-compliant investments in local quoted equity securities, fair value is determined based on the closing price quoted on Bursa Malaysia Berhad. For Shariah-compliant investments in CIS, fair value is determined based on the closing NAV per unit of the CIS. Purchased cost is the quoted price that the Fund paid when buying its Shariah-compliant investments. The difference between purchased cost and fair value is treated as unrealised gain or loss and is recognised in profit or loss. Unrealised gains or losses recognised in profit or loss are not distributable in nature.

**3.13 Classification of realised and unrealised gains and losses**

Unrealised gains and losses comprise changes in the fair value of financial instruments for the period and from reversal of prior period's unrealised gains and losses for financial instruments which were realised (i.e. sold, redeemed or matured) during the reporting period.

Realised gains and losses on disposals of financial instruments classified at FVTPL are calculated using the weighted average method. They represent the difference between an instrument's initial carrying amount and disposal amount.

**3.14 Significant accounting estimates and judgments**

The preparation of the Fund's financial statements requires the Manager to make judgments, estimates and assumptions that affect the reported amounts of revenues, expenses, assets and liabilities, and the disclosure of contingent liabilities at the reporting date. However, uncertainty about these assumptions and estimates could result in outcomes that could require a material adjustment to the carrying amount of the asset or liability in the future.

The Fund classifies its Shariah-compliant investments as financial assets at FVTPL as the Fund may sell its Shariah-compliant investments in the short-term for profit-taking or to meet unit holders' cancellation of units.

No major judgments have been made by the Manager in applying the Fund's accounting policies. There are no key assumptions concerning the future and other key sources of estimation uncertainty at the reporting date, that have a significant risk of causing a material adjustment to the carrying amounts of assets and liabilities within the next financial year.

**NOTES TO THE FINANCIAL STATEMENTS  
FOR THE FINANCIAL YEAR ENDED 30 SEPTEMBER 2024**

**4. SHARIAH-COMPLIANT INVESTMENTS**

	<b>2024</b>	<b>2023</b>
	<b>RM</b>	<b>RM</b>
<b>Financial assets at FVTPL</b>		
Quoted Shariah-compliant equity securities	38,962,791	45,174,071
Quoted Shariah-compliant CIS	1,989,457	2,000,328
Unquoted Shariah-compliant CIS	1,302,083	1,257,283
	<u>42,254,331</u>	<u>48,431,682</u>

Details of Shariah-compliant investments as at 30 September 2024 are as follows:

<b>Name of company</b>	<b>Number of shares</b>	<b>Fair value RM</b>	<b>Purchased cost RM</b>	<b>Fair value as a percentage of NAV %</b>
<b>Quoted Shariah-compliant equity securities</b>				
<b>Consumer discretionary</b>				
Berjaya Food Berhad	823,655	321,225	559,315	0.66
Bermaz Auto Berhad	221,000	495,040	525,731	1.01
Mr D.I.Y. Group (M) Berhad	308,500	654,020	586,150	1.34
	<u>1,353,155</u>	<u>1,470,285</u>	<u>1,671,196</u>	<u>3.01</u>
<b>Consumer staples</b>				
Genting Plantations Berhad	138,200	724,168	736,588	1.48
IOI Corporation Berhad	290,400	1,091,904	1,157,847	2.23
Johor Plantations Group Berhad	226,000	219,220	189,840	0.45
MSM Malaysia Holdings Berhad	120,600	139,896	277,380	0.29
Power Root Berhad	516,600	728,406	1,035,530	1.49
PPB Group Berhad	34,700	501,762	545,501	1.03
SD Guthrie Berhad	54,500	261,055	242,400	0.53
	<u>1,381,000</u>	<u>3,666,411</u>	<u>4,185,086</u>	<u>7.50</u>
<b>Energy</b>				
Dialog Group Berhad	659,600	1,418,140	2,239,217	2.90
Hibiscus Petroleum Berhad	209,400	418,800	533,620	0.86
PETRONAS Dagangan Berhad	55,500	991,230	1,152,069	2.03
Velesto Energy Berhad	1,445,800	289,160	303,618	0.59
	<u>2,370,300</u>	<u>3,117,330</u>	<u>4,228,524</u>	<u>6.38</u>

**NOTES TO THE FINANCIAL STATEMENTS  
FOR THE FINANCIAL YEAR ENDED 30 SEPTEMBER 2024**

**4. SHARIAH-COMPLIANT INVESTMENTS (CONT'D.)**

Details of Shariah-compliant investments as at 30 September 2024 are as follows: (cont'd.)

<b>Name of company</b>	<b>Number of shares</b>	<b>Fair value RM</b>	<b>Purchased cost RM</b>	<b>Fair value as a percentage of NAV %</b>
<b>Quoted Shariah-compliant equity securities (cont'd.)</b>				
<b>Financials</b>				
Bank Islam Malaysia Berhad	357,700	965,790	1,102,398	1.98
Syarikat Takaful Malaysia Keluarga Berhad	135,658	529,066	593,203	1.08
	<u>493,358</u>	<u>1,494,856</u>	<u>1,695,601</u>	<u>3.06</u>
<b>Health care</b>				
Duopharma Biotech Berhad	256,600	348,976	313,726	0.71
Hartalega Holdings Berhad	143,800	401,202	376,440	0.82
	<u>400,400</u>	<u>750,178</u>	<u>690,166</u>	<u>1.53</u>
<b>Industrials</b>				
CTOS Digital Berhad	790,100	963,922	1,308,508	1.97
Cypark Resources Berhad	509,900	339,083	472,874	0.69
Dufu Technology Corp. Berhad	222,300	400,140	635,977	0.82
Frontken Corporation Berhad	129,000	473,430	592,820	0.97
Gabungan AQRS Berhad	1,327,800	458,091	464,279	0.94
Kobay Technology Bhd.	399,100	578,695	1,073,509	1.18
Malaysian Resources Corporation Berhad	1,820,600	1,074,154	1,131,127	2.20
My E.G. Services Berhad	864,100	769,049	862,716	1.57
Perak Transit Berhad	857,500	578,813	631,050	1.19
Prolintas Infra Business Trust	239,000	224,660	227,050	0.46
Samaiden Group Berhad	484,900	494,598	596,427	1.01
Sime Darby Berhad	629,400	1,548,324	1,729,696	3.17
Solarvest Holdings Berhad	187,700	294,689	290,935	0.60
UWC Berhad	305,400	619,962	1,193,590	1.27
Westports Holdings Berhad	132,500	565,775	602,197	1.16
	<u>8,899,300</u>	<u>9,383,385</u>	<u>11,812,755</u>	<u>19.20</u>
<b>Information technology</b>				
Dagang NeXchange Berhad	1,018,700	341,264	977,186	0.70
Genetec Technology Berhad	739,800	614,034	1,764,951	1.26
Greotech Technology Berhad	261,000	553,320	560,628	1.13
JHM Consolidation Berhad	663,400	321,749	505,436	0.66

**NOTES TO THE FINANCIAL STATEMENTS  
FOR THE FINANCIAL YEAR ENDED 30 SEPTEMBER 2024**

**4. SHARIAH-COMPLIANT INVESTMENTS (CONT'D.)**

Details of Shariah-compliant investments as at 30 September 2024 are as follows: (cont'd.)

<b>Name of company</b>	<b>Number of shares</b>	<b>Fair value RM</b>	<b>Purchased cost RM</b>	<b>Fair value as a percentage of NAV %</b>
<b>Quoted Shariah-compliant equity securities (cont'd.)</b>				
<b>Information technology (cont'd.)</b>				
KESM Industries Berhad	99,100	491,536	1,652,740	1.01
MI Technovation Berhad	142,100	258,622	301,216	0.53
SKP Resources Bhd.	922,500	1,023,975	1,294,714	2.09
Unisem (M) Berhad	92,700	289,224	291,849	0.59
V.S. Industry Berhad	1,032,300	1,016,816	1,455,062	2.08
	<u>4,971,600</u>	<u>4,910,540</u>	<u>8,803,782</u>	<u>10.05</u>
<b>Materials</b>				
Jaya Tiasa Holdings Berhad	746,100	813,249	1,028,071	1.66
PETRONAS Chemicals Group Berhad	244,600	1,379,544	1,849,191	2.82
Press Metal Aluminium Holdings Berhad	239,200	1,210,352	1,212,458	2.48
Thong Guan Industries Berhad	236,600	371,462	682,648	0.76
	<u>1,466,500</u>	<u>3,774,607</u>	<u>4,772,368</u>	<u>7.72</u>
<b>Real estate</b>				
Matrix Concepts Holdings Berhad	647,800	1,295,600	1,165,810	2.65
Skyworld Development Berhad	1,526,100	846,986	1,090,596	1.73
	<u>2,173,900</u>	<u>2,142,586</u>	<u>2,256,406</u>	<u>4.38</u>
<b>Telecommunication services</b>				
Axiata Group Berhad	605,300	1,525,356	2,369,266	3.12
CelcomDigi Berhad	439,100	1,633,452	1,763,646	3.34
Maxis Berhad	224,100	885,195	837,514	1.81
TIME dotCom Berhad	291,100	1,379,814	1,558,822	2.83
	<u>1,559,600</u>	<u>5,423,817</u>	<u>6,529,248</u>	<u>11.10</u>
<b>Utilities</b>				
Tenaga Nasional Berhad	195,900	2,828,796	2,789,419	5.79
	<u>25,265,013</u>	<u>38,962,791</u>	<u>49,434,551</u>	<u>79.72</u>
<b>Total quoted Shariah-compliant equity securities</b>				

**NOTES TO THE FINANCIAL STATEMENTS  
FOR THE FINANCIAL YEAR ENDED 30 SEPTEMBER 2024**

**4. SHARIAH-COMPLIANT INVESTMENTS (CONT'D.)**

Details of Shariah-compliant investments as at 30 September 2024 are as follows: (cont'd.)

Name of trust	Number of of units	Fair value RM	Purchased cost RM	Fair value as a percentage of NAV %
<b>Quoted Shariah-compliant CIS</b>				
<b>REITs</b>				
Axis Real Estate Investment Trust	1,087,135	1,989,457	2,112,475	4.07
<b>Total quoted Shariah-compliant CIS</b>	<b>1,087,135</b>	<b>1,989,457</b>	<b>2,112,475</b>	<b>4.07</b>
<b>Unquoted Shariah-compliant CIS</b>				
Amlslamic Global SRI*	1,192,493	1,302,083	1,191,787	2.66
<b>Total unquoted Shariah-compliant CIS</b>	<b>1,192,493</b>	<b>1,302,083</b>	<b>1,191,787</b>	<b>2.66</b>
<b>Total financial assets at FVTPL</b>	<b>27,544,641</b>	<b>42,254,331</b>	<b>52,738,813</b>	<b>86.45</b>
<b>Shortfall of fair value over purchased cost</b>		<b>(10,484,482)</b>		

\* This CIS is managed by the Manager.

**5. AMOUNT DUE FROM/TO BROKERS**

Amount due from/to brokers arose from the sale/purchase of investments. The settlement period is within three business days from the transaction date.

**6. AMOUNT DUE FROM/TO MANAGER**

	Note	2024 RM	2023 RM
<b>(a) Due from Manager</b>			
Creation of units	(i)	164,301	18,057
<b>(b) Due to Manager</b>			
Cancellation of units	(ii)	1,860	29,309
Manager's fee payable	(iii)	940,839	791,889
		<b>942,699</b>	<b>821,198</b>

**NOTES TO THE FINANCIAL STATEMENTS  
FOR THE FINANCIAL YEAR ENDED 30 SEPTEMBER 2024**

**6. AMOUNT DUE FROM/TO MANAGER (CONT'D.)**

- (i) This represents amount receivable from the Manager for units created.
- (ii) This represents amount payable to the Manager for units cancelled.

The normal credit period in the previous and current financial years for creation and cancellation of units is three business days.

- (iii) Manager's fee is up to 20% of the net realised profits. Net realised profits means all income and profits including realised capital profits and gains from the sale of Shariah-compliant investments less allowable expenses and the remuneration paid to the members of the Investment and Shariah Advisory panel and all fees payable to the Trustees.

According to Securities Commission Malaysia's Guidelines on Unit Trust Funds, the Manager's fee can only be charged once and hence, no Manager's fee can be charged on the NAV of the unquoted CIS of this Fund to avoid double charging of Manager's fee.

The normal credit period in the previous and current financial years for Manager's fee payable is one month.

**7. AMOUNT DUE TO TRUSTEE**

Trustee's fee is at a rate of 0.07% (2023: 0.07%) per annum on the NAV of the Fund, calculated on a daily basis.

The normal credit period in the previous and current financial years for Trustee's fee payable is one month.

**8. NET GAINS FROM SHARIAH-COMPLIANT INVESTMENTS**

	<b>2024</b>	<b>2023</b>
	<b>RM</b>	<b>RM</b>
Net gains on financial assets at FVTPL comprised:		
– Net realised gains on sale of Shariah-compliant investments	2,711,375	2,219,399
– Net unrealised gains on changes in fair value of Shariah-compliant investments	224,529	3,007,412
	<u>2,935,904</u>	<u>5,226,811</u>

**NOTES TO THE FINANCIAL STATEMENTS  
FOR THE FINANCIAL YEAR ENDED 30 SEPTEMBER 2024**

**9. TOTAL EQUITY**

Total equity is represented by:

	Note	2024 RM	2023 RM
Unit holders' capital	(a)	220,746,199	228,655,175
Accumulated losses			
– Realised losses	(b)	(161,383,172)	(164,166,666)
– Unrealised losses	(c)	(10,484,482)	(10,709,011)
		<u>48,878,545</u>	<u>53,779,498</u>

**(a) Unit holders' capital/Units in circulation**

	2024		2023	
	Number of units	RM	Number of units	RM
At beginning of the financial year	104,957,319	228,655,175	109,734,331	231,066,100
Creation during the financial year	5,437,959	3,127,190	546,650	278,831
Reinvestment of distribution	-	-	3,544,264	1,821,043
Cancellation during the financial year	(19,877,782)	(11,036,166)	(8,867,926)	(4,510,799)
At end of the financial year	<u>90,517,496</u>	<u>220,746,199</u>	<u>104,957,319</u>	<u>228,655,175</u>

**(b) Realised**

	2024 RM	2023 RM
At beginning of the financial year	(164,166,666)	(165,233,562)
Net realised income for the financial year	2,783,494	2,892,724
Distribution out of realised income (Note 12)	-	(1,825,828)
At end of the financial year	<u>(161,383,172)</u>	<u>(164,166,666)</u>

**(c) Unrealised – non-distributable**

	2024 RM	2023 RM
At beginning of the financial year	(10,709,011)	(13,716,423)
Net unrealised gains for the financial year	224,529	3,007,412
At end of the financial year	<u>(10,484,482)</u>	<u>(10,709,011)</u>

**NOTES TO THE FINANCIAL STATEMENTS  
FOR THE FINANCIAL YEAR ENDED 30 SEPTEMBER 2024**

**10. SIGNIFICANT RELATED PARTIES TRANSACTIONS AND BALANCES**

The related parties and their relationships with the Fund are as follows:

<u>Related parties</u>	<u>Relationships</u>
AmFunds Management Berhad	The Manager
AmInvestment Bank Berhad	Holding company of the Manager
AMMB Holdings Berhad (“AMMB”)	Ultimate holding company of the Manager
Subsidiaries and associates of AMMB as disclosed in its financial statements	Subsidiaries and associate companies of the ultimate holding company of the Manager

There are no units held by any other related party as at 30 September 2024 and 30 September 2023.

Other than those disclosed elsewhere in the financial statements, the significant related parties transactions and balances as at the reporting date are as follows:

	<b>2024</b>	<b>2023</b>
	<b>RM</b>	<b>RM</b>
<b>(i) Significant related parties transactions</b>		
<u>AmFunds Management Berhad</u>		
Distribution income	-	2,381
<u>AmBank Islamic Berhad</u>		
Profit income	148,120	172,911
<b>(ii) Significant related party balances</b>		
<u>AmBank Islamic Berhad</u>		
Cash at banks	7,323,802	6,329,208

**11. TAXATION**

	<b>2024</b>	<b>2023</b>
	<b>RM</b>	<b>RM</b>
Local tax	8,197	7,382

Income tax payable is calculated on Shariah-compliant investment income less deduction for permitted expenses as provided under Section 63B of the Income Tax Act, 1967.

The taxation charged for the financial year is related to withholding tax derived from local REITs calculated at the prevailing tax rate in Malaysia.



**NOTES TO THE FINANCIAL STATEMENTS  
FOR THE FINANCIAL YEAR ENDED 30 SEPTEMBER 2024**

**11. TAXATION (CONT'D.)**

A reconciliation of income tax expense applicable to net income before taxation at the statutory income tax rate to income tax expense at the effective income tax rate of the Fund is as follows:

	<b>2024 RM</b>	<b>2023 RM</b>
Net income before taxation	<u>3,016,220</u>	<u>5,907,518</u>
Taxation at Malaysian statutory rate of 24% (2023: 24%)	723,893	1,417,804
Tax effects of:		
Income not subject to tax	(1,076,020)	(1,717,269)
Restriction on tax deductible expenses for unit trust fund	204,849	172,668
Non-permitted expenses for tax purposes	132,714	114,993
Permitted expenses not used and not available for future financial years	<u>22,761</u>	<u>19,186</u>
Tax expense for the financial year	<u>8,197</u>	<u>7,382</u>

**12. DISTRIBUTION**

No distribution has been declared to unit holders during the current financial year.

Details of distribution to unit holders for the previous financial year are as follows:

	<b>2023 RM</b>
Gross distribution per unit (sen)	<u>1.80</u>
Net distribution per unit (sen)	<u>1.80</u>

**Financial year ended 30 September 2023**

<b>Distribution Ex-date</b>	<b>Gross distribution per unit RM (sen)</b>	<b>Net distribution per unit RM (sen)</b>	<b>Total distribution RM</b>
22 September 2023	<u>1.80</u>	<u>1.80</u>	<u>1,825,828</u>

**NOTES TO THE FINANCIAL STATEMENTS  
FOR THE FINANCIAL YEAR ENDED 30 SEPTEMBER 2024**

**12. DISTRIBUTION (CONT'D.)**

Gross distribution per unit is derived from gross realised income less expenses divided by the number of units in circulation, while net distribution per unit is derived from gross realised income less expenses and taxation divided by the number of units in circulation.

**13. TOTAL EXPENSE RATIO (“TER”)**

The Fund’s TER is as follows:

	<b>2024</b>	<b>2023</b>
	<b>% p.a.</b>	<b>% p.a.</b>
Manager’s fee	1.79	1.48
Trustee’s fee	0.07	0.07
Fund’s other expenses	0.05	0.05
Total TER	<u>1.91</u>	<u>1.60</u>

The TER of the Fund is the ratio of the sum of fees and expenses incurred by the Fund to the average NAV of the Fund calculated on a daily basis.

**14. PORTFOLIO TURNOVER RATIO (“PTR”)**

The PTR of the Fund, which is the ratio of average total acquisitions and disposals of Shariah-compliant investments to the average NAV of the Fund calculated on a daily basis, is 1.23 times (2023: 0.96 times).

**15. SEGMENTAL REPORTING**

The Manager and Investment Committee of the Fund are responsible for allocating resources available to the Fund in accordance with the overall investment strategies as set out in the Investment Guidelines of the Fund. The Fund is managed by three segments:

- A portfolio of Shariah-compliant equity instruments;
- A portfolio of Shariah-compliant CIS; and
- A portfolio of Shariah-compliant fixed income instruments, including Shariah-compliant deposits with licensed financial institutions.

The investment objective of each segment is to achieve consistent returns from the Shariah-compliant investments in each segment while safeguarding capital by investing in diversified portfolios. There have been no changes in reportable segments in the current financial year.

**Amlttikal**

**NOTES TO THE FINANCIAL STATEMENTS  
FOR THE FINANCIAL YEAR ENDED 30 SEPTEMBER 2024**

**15. SEGMENTAL REPORTING (CONT'D.)**

	Equity portfolio RM	CIS portfolio RM	Fixed income portfolio RM	Total RM
<b>2024</b>				
Dividend/Distribution income	1,315,661	98,929	-	1,414,590
Profit income	-	-	167,077	167,077
Net gains from Shariah- compliant investments:				
– Financial assets at FVTPL	2,904,356	31,548	-	2,935,904
Total segment investment income for the financial year	<u>4,220,017</u>	<u>130,477</u>	<u>167,077</u>	<u>4,517,571</u>
Financial assets at FVTPL	38,962,791	3,291,540	-	42,254,331
Dividend/Distribution receivables	100,973	-	-	100,973
Total segment assets	<u>39,063,764</u>	<u>3,291,540</u>	<u>-</u>	<u>42,355,304</u>
<b>2023</b>				
Dividend/Distribution income	1,687,404	98,918	-	1,786,322
Profit income	-	-	172,911	172,911
Net gains from Shariah- compliant investments:				
– Financial assets at FVTPL	5,145,789	81,022	-	5,226,811
Total segment investment income for the financial year	<u>6,833,193</u>	<u>179,940</u>	<u>172,911</u>	<u>7,186,044</u>
Financial assets at FVTPL	45,174,071	3,257,611	-	48,431,682
Amount due from brokers	1,120,910	-	-	1,120,910
Dividend/Distribution receivables	170,755	2,381	-	173,136
Total segment assets	<u>46,465,736</u>	<u>3,259,992</u>	<u>-</u>	<u>49,725,728</u>
Amount due to brokers	1,443,859	-	-	1,443,859
Total segment liability	<u>1,443,859</u>	<u>-</u>	<u>-</u>	<u>1,443,859</u>

**NOTES TO THE FINANCIAL STATEMENTS  
FOR THE FINANCIAL YEAR ENDED 30 SEPTEMBER 2024**

**15. SEGMENTAL REPORTING (CONT'D.)**

Expenses of the Fund are not considered part of the performance of any investment segment. The following table provides reconciliation between the net reportable segment income and net income after taxation:

	<b>2024</b>	<b>2023</b>
	<b>RM</b>	<b>RM</b>
Net reportable segment investment income	4,517,571	7,186,044
Less: Expenses	<u>(1,501,351)</u>	<u>(1,278,526)</u>
Net income before taxation	3,016,220	5,907,518
Taxation	<u>(8,197)</u>	<u>(7,382)</u>
Net income after taxation	<u>3,008,023</u>	<u>5,900,136</u>

In addition, certain assets and liabilities are not considered to be part of the net assets or liabilities of an individual segment. The following table provides reconciliation between the net reportable segment assets and liabilities and total assets and liabilities of the Fund.

	<b>2024</b>	<b>2023</b>
	<b>RM</b>	<b>RM</b>
Total segment assets	42,355,304	49,725,728
Amount due from Manager	164,301	18,057
Cash at banks	<u>7,323,802</u>	<u>6,329,208</u>
Total assets of the Fund	<u>49,843,407</u>	<u>56,072,993</u>
Total segment liabilities	-	1,443,859
Amount due to Manager	942,699	821,198
Amount due to Trustee	2,813	3,093
Distribution payable	-	4,785
Sundry payables and accruals	<u>19,350</u>	<u>20,560</u>
Total liabilities of the Fund	<u>964,862</u>	<u>2,293,495</u>

**NOTES TO THE FINANCIAL STATEMENTS  
FOR THE FINANCIAL YEAR ENDED 30 SEPTEMBER 2024**

**16. TRANSACTIONS WITH THE MANAGER AND BROKERS**

Details of transactions with the Manager and brokers for the financial year ended 30 September 2024 are as follows:

	Transactions value		Brokerage fee, stamp duty and clearing fee	
	RM	%	RM	%
AmlInvestment Bank Berhad*	55,341,006	42.70	211,594	42.76
Public Investment Bank Berhad	51,001,704	39.36	191,297	38.66
Hong Leong Investment Bank Berhad	12,433,520	9.59	47,322	9.56
Maybank Investment Bank Berhad	5,676,214	4.38	24,229	4.90
J.P. Morgan Securities (Malaysia) Sdn. Bhd.	2,123,166	1.64	8,070	1.63
RHB Investment Bank Berhad	1,567,777	1.21	6,743	1.36
Nomura Securities Malaysia Sdn. Bhd.	1,088,520	0.84	4,048	0.82
Affin Hwang Investment Bank Berhad	362,340	0.28	1,559	0.31
AmFunds Management Berhad	2,381	-	-	-
Total	<u>129,596,628</u>	<u>100.00</u>	<u>494,862</u>	<u>100.00</u>

\* Financial institution related to the Manager.

The Manager is of the opinion that the above transactions have been entered in the normal course of business and have been established under terms that are no less favourable than those arranged with independent third parties.

The above transactions are in respect of Shariah-compliant quoted equity securities and CIS. Transactions in unquoted CIS do not involve any commission or brokerage fee.

**17. FINANCIAL INSTRUMENTS**

**(a) Classification of financial instruments**

The accounting policies in Note 3 describe how the classes of financial instruments are measured, and how income and expenses, including fair value gains and losses, are recognised. The following table analyses the financial assets and liabilities of the Fund in the statement of financial position by the class of financial instrument to which they are assigned, and therefore by the measurement basis.

**NOTES TO THE FINANCIAL STATEMENTS  
FOR THE FINANCIAL YEAR ENDED 30 SEPTEMBER 2024**

**17. FINANCIAL INSTRUMENTS**

**(a) Classification of financial instruments (cont'd.)**

	Financial assets at FVTPL RM	Financial assets at amortised cost RM	Financial liabilities at amortised cost RM	Total RM
<b>2024</b>				
<b>Financial assets</b>				
Shariah-compliant investments	42,254,331	-	-	42,254,331
Amount due from Manager	-	164,301	-	164,301
Dividend/Distribution receivables	-	100,973	-	100,973
Cash at banks	-	7,323,802	-	7,323,802
<b>Total financial assets</b>	<b>42,254,331</b>	<b>7,589,076</b>	<b>-</b>	<b>49,843,407</b>
<b>Financial liabilities</b>				
Amount due to Manager	-	-	942,699	942,699
Amount due to Trustee	-	-	2,813	2,813
<b>Total financial liabilities</b>	<b>-</b>	<b>-</b>	<b>945,512</b>	<b>945,512</b>
<b>2023</b>				
<b>Financial assets</b>				
Shariah-compliant investments	48,431,682	-	-	48,431,682
Amount due from brokers	-	1,120,910	-	1,120,910
Amount due from Manager	-	18,057	-	18,057
Dividend/Distribution receivables	-	173,136	-	173,136
Cash at banks	-	6,329,208	-	6,329,208
<b>Total financial assets</b>	<b>48,431,682</b>	<b>7,641,311</b>	<b>-</b>	<b>56,072,993</b>
<b>Financial liabilities</b>				
Amount due to brokers	-	-	1,443,859	1,443,859
Amount due to Manager	-	-	821,198	821,198
Amount due to Trustee	-	-	3,093	3,093
Distribution payable	-	-	4,785	4,785
<b>Total financial liabilities</b>	<b>-</b>	<b>-</b>	<b>2,272,935</b>	<b>2,272,935</b>

**NOTES TO THE FINANCIAL STATEMENTS  
FOR THE FINANCIAL YEAR ENDED 30 SEPTEMBER 2024**

**17. FINANCIAL INSTRUMENTS (CONT'D.)**

**(a) Classification of financial instruments (cont'd.)**

	<b>Income, expenses, gains and losses</b>	
	<b>2024 RM</b>	<b>2023 RM</b>
Net gains from financial assets at FVTPL	2,935,904	5,226,811
Income, of which derived from:		
– Dividend/Distribution income from financial assets at FVTPL	1,414,590	1,786,322
– Profit income from financial assets at amortised cost	<u>167,077</u>	<u>172,911</u>

**(b) Financial instruments that are carried at fair value**

The Fund's financial assets and liabilities are carried at fair value.

The Fund uses the following hierarchy for determining and disclosing the fair value of financial instruments by valuation technique:

Level 1: quoted (unadjusted) prices in active markets for identical assets or liabilities;

Level 2: other techniques for which all inputs which have a significant effect on the recorded fair value are observable; either directly or indirectly; or

Level 3: techniques which use inputs which have a significant effect on the recorded fair value that are not based on observable market data.

The following table shows an analysis of financial instruments recorded at fair value by the level of the fair value hierarchy:

	<b>Level 1 RM</b>	<b>Level 2 RM</b>	<b>Level 3 RM</b>	<b>Total RM</b>
<b>2024</b>				
Financial assets at FVTPL	<u>40,952,248</u>	<u>1,302,083</u>	<u>-</u>	<u>42,254,331</u>
<b>2023</b>				
Financial assets at FVTPL	<u>47,174,399</u>	<u>1,257,283</u>	<u>-</u>	<u>48,431,682</u>

**NOTES TO THE FINANCIAL STATEMENTS  
FOR THE FINANCIAL YEAR ENDED 30 SEPTEMBER 2024**

**17. FINANCIAL INSTRUMENTS (CONT'D.)**

**(c) Financial instruments that are not carried at fair value and whose carrying amounts are reasonable approximation of fair value**

The following are classes of financial instruments that are not carried at fair value and whose carrying amounts are reasonable approximation of fair value due to their short period to maturity or short credit period:

- Amount due from/to brokers
- Amount due from/to Manager
- Dividend/Distribution receivables
- Cash at banks
- Amount due to Trustee
- Distribution payable

There are no financial instruments which are not carried at fair value and whose carrying amounts are not reasonable approximation of their respective fair value.

**18. FINANCIAL RISK MANAGEMENT OBJECTIVES AND POLICIES**

The Fund is exposed to a variety of risks that include market risk, credit risk, liquidity risk, single issuer risk, regulatory risk, management risk and non-compliance risk, Shariah non-compliance risk and reclassification of Shariah status risk.

Risk management is carried out by closely monitoring, measuring and mitigating the above said risks, careful selection of Shariah-compliant investments coupled with stringent compliance to Shariah-compliant investment restrictions as stipulated by the Capital Markets and Services Act 2007, Securities Commission Malaysia's Guidelines on Unit Trust Funds, Securities Commission Malaysia's Guidelines on Islamic Capital Market Products and Services, and the Deeds as the backbone of risk management of the Fund.

**(a) Market risk**

The Fund's principal exposure to market risk arises primarily due to changes in the market environment, global economic and geo-political developments.

The Fund's market risk is affected primarily by the following risks:

**(i) Price risk**

Price risk refers to the uncertainty of an investment's future prices. In the event of adverse price movements, the Fund might endure potential loss on its Shariah-compliant investments. In managing price risk, the Manager actively monitors the performance and risk profile of the investment portfolio.



**NOTES TO THE FINANCIAL STATEMENTS  
FOR THE FINANCIAL YEAR ENDED 30 SEPTEMBER 2024**

**18. FINANCIAL RISK MANAGEMENT OBJECTIVES AND POLICIES (CONT'D.)**

**(a) Market risk (cont'd.)**

**(i) Price risk (cont'd.)**

The result below summarised the price risk sensitivity of the Fund's NAV due to movements of price by -5.00% and +5.00% respectively:

Percentage movements in price by:	Sensitivity of the Fund's NAV	
	2024 RM	2023 RM
-5.00%	(2,112,717)	(2,421,584)
+5.00%	<u>2,112,717</u>	<u>2,421,584</u>

**(ii) Profit rate risk**

Profit rate risk will affect the value of the Fund's Shariah-compliant investments, given the profit rate movements, which are influenced by regional and local economic developments as well as political developments.

Domestic profit rates on Shariah-compliant deposits and placements with licensed financial institutions are determined based on prevailing market rates.

**(b) Credit risk**

Credit risk is the risk that the counterparty to a financial instrument will cause a financial loss to the Fund by failing to discharge an obligation. Credit risk applies to Shariah-compliant deposits and dividend/distribution receivables. The issuer of such instruments may not be able to fulfill the required profit payments or repay the principal invested or amount owing. These risks may cause the Fund's Shariah-compliant investments to fluctuate in value.

Cash at banks are held for liquidity purposes and are not exposed to significant credit risk.

**NOTES TO THE FINANCIAL STATEMENTS  
FOR THE FINANCIAL YEAR ENDED 30 SEPTEMBER 2024**

**18. FINANCIAL RISK MANAGEMENT OBJECTIVES AND POLICIES (CONT'D.)**

**(c) Liquidity risk**

Liquidity risk is defined as the risk that the Fund will encounter difficulty in meeting obligations associated with financial liabilities that are settled by delivering cash or another financial assets. Exposure to liquidity risk arises because of the possibility that the Fund could be required to pay its financial liabilities or redeem its units earlier than expected. The Fund maintains sufficient level of liquid assets, after consultation with the Trustee, to meet anticipated payments and cancellations of units by unit holders. Liquid assets comprise of cash at banks, Shariah-compliant deposits with licensed financial institutions and other instruments, which are capable of being converted into cash within 5 to 7 days. The Fund's policy is to always maintain a prudent level of liquid assets so as to reduce liquidity risk.

The Fund's financial liabilities have contractual maturities of not more than six months.

**(d) Single issuer risk**

Internal policy restricts the Fund from investing in securities issued by any issuer of not more than a certain percentage of its NAV. Under such restriction, the risk exposure to the securities of any single issuer is diversified and managed based on internal/external ratings.

**(e) Regulatory risk**

Any changes in national policies and regulations may have effects on the capital market and the NAV of the Fund.

**(f) Management risk**

Poor management of the Fund may cause considerable losses to the Fund that in turn may affect the NAV of the Fund.

**(g) Non-compliance risk**

This is the risk of the Manager or the Trustee not complying with the respective internal policies, the Deeds, securities law or guidelines issued by the regulators relevant to each party, which may adversely affect the performance of the Fund.

**(h) Shariah non-compliance risk**

This is the risk of the Fund not conforming to Shariah Investment Guidelines. The Shariah Adviser for the Fund would be responsible for ensuring that the Fund is managed and administered in accordance with Shariah Investment Guidelines. Note that as the Fund can only invest in Shariah-compliant instruments, non-compliance may adversely affect the NAV of the Fund when the rectification of non-compliance results in losses.

**NOTES TO THE FINANCIAL STATEMENTS  
FOR THE FINANCIAL YEAR ENDED 30 SEPTEMBER 2024**

**18. FINANCIAL RISK MANAGEMENT OBJECTIVES AND POLICIES (CONT'D.)**

**(i) Reclassification of Shariah status risk**

This risk refers to the risk that the currently held Shariah-compliant equities in the Fund may be reclassified as Shariah non-compliance in the periodic review of the equities by the Shariah Advisory Council of the Securities Commission Malaysia (“SACSC”), the Shariah adviser or the Shariah boards of the relevant Islamic Indices. If this occurs, the Manager will take the necessary steps to dispose such equities.

**19. CAPITAL MANAGEMENT**

The capital of the Fund can vary depending on the demand for creation and cancellation of units to the Fund.

The Fund’s objectives for managing capital are:

- (a) To invest in Shariah-compliant investments meeting the description, risk exposure and expected return indicated in its Prospectus;
- (b) To maintain sufficient liquidity to meet the expenses of the Fund, and to meet cancellation requests as they arise; and
- (c) To maintain sufficient fund size to make the operations of the Fund cost-efficient.

No changes were made to the capital management objectives, policies or processes during the current and previous financial years.

## **Amlttikal**

### **STATEMENT BY THE MANAGER**

I, Goh Wee Peng, being the Director of and on behalf of the Board of Directors of AmFunds Management Berhad (the “Manager”), do hereby state that, in the opinion of the Manager, the accompanying financial statements are drawn up in accordance with Malaysian Financial Reporting Standards and International Financial Reporting Standards so as to give a true and fair view of the financial position of Amlttikal (the “Fund”) as at 30 September 2024 and of the comprehensive income, the changes in equity and cash flows for the financial year then ended.

For and on behalf of the Manager

**GOH WEE PENG**

Executive Director

Kuala Lumpur, Malaysia

19 November 2024

## **TRUSTEE'S REPORT**

To the unit holders of **AMITIKAL** ("Fund"),

We have acted as Trustee of the Fund for the financial year ended 30 September 2024 and we hereby confirm to the best of our knowledge, after having made all reasonable enquiries, AMFUNDS MANAGEMENT BERHAD has operated and managed the Fund during the year covered by these financial statements in accordance with the following:

1. Limitations imposed on the investment powers of the management company under the deed, securities laws and the Guidelines on Unit Trust Funds;
2. Valuation and pricing is carried out in accordance with the deed; and
3. Any creation and cancellation of units are carried out in accordance with the deed and any regulatory requirement.

For **AMANAHRAYA TRUSTEES BERHAD**

**ZAINUDIN BIN SUHAIMI**  
Chief Executive Officer  
Date: 12 November 2024

## SHARIAH ADVISER'S REPORT FOR ISLAMIC UNIT TRUST FUND

To the unit holders of Amlttikal ("Fund"),

We hereby confirm the following:

1. To the best of our knowledge, after having made all reasonable enquiries, AmFunds Management Berhad has operated and managed the Fund during the period covered by these financial statements in accordance with the Shariah principles and requirements and complied with the applicable guidelines, rulings or decisions issued by the Securities Commission Malaysia pertaining to Shariah matters: and
2. The assets of the Fund comprise instruments that have been classified as Shariah-compliant.

For Amanie Advisors Sdn Bhd

---

Tan Sri Dr Mohd Daud Bakar

Executive Chairman

Date: 19 November 2024

## MANAGER'S REPORT

Dear Unitholders,

We are pleased to present you the Manager's report and the audited accounts of AmBon Islam ("Fund") for the financial year ended 30 September 2024.

### Salient Information of the Fund

<b>Name</b>	AmBon Islam ("Fund")
<b>Category/Type</b>	Sukuk / Income
<b>Objective</b>	AmBon Islam is a medium to long-term Sukuk fund that aims to provide a stream of halal income*.  <i>Note:</i> <i>Any material change to the investment objective of the Fund would require Unit Holders' approval.</i> <i>* The income could be in the form of units or cash.</i>
<b>Duration</b>	The Fund was established on 26 November 2001 and shall exist for as long as it appears to the Manager and the Trustee that it is in the interests of the unitholders for it to continue. In some circumstances, the unitholders can resolve at a meeting to terminate the Fund.
<b>Performance Benchmark</b>	BPAM Corporates (3 years to 7 years) Sukuk Index (Available at <a href="http://www.bpam.com.my">www.bpam.com.my</a> / <a href="http://www.aminvest.com">www.aminvest.com</a> )  <i>Note:</i> <ul style="list-style-type: none"> <li><i>The benchmark of the Fund is used to measure the performance of the Fund only.</i></li> <li><i>The risk profile of the Fund may not be the same as the risk profile of the performance benchmark.</i></li> </ul>
<b>Income Distribution Policy</b>	Income distribution (if any) is paid at least twice every year.

### Fund Performance Data

<b>Portfolio Composition</b>	Details of portfolio composition of the Fund as at 30 September are as follows:			
		As at 30 September		
		2024	2023	2022
		%	%	%
	Corporate sukuk	86.33	77.49	95.51
	Government Investment Issues	6.86	16.14	0.27
Money market deposits and cash equivalents	6.81	6.37	4.22	
<b>Total</b>	<b>100.00</b>	<b>100.00</b>	<b>100.00</b>	
	<i>Note: The abovementioned percentages are calculated based on total net asset value.</i>			

**Performance Details**

Performance details of the Fund for the financial years ended 30 September are as follows:

	<b>FYE 2024</b>	<b>FYE 2023</b>	<b>FYE 2022</b>
Net asset value (RM)	130,096,394	63,092,362	70,561,580
Units in circulation	95,332,294	48,660,873	57,342,545
Net asset value per unit (RM)	1.3647	1.2966	1.2305
Highest net asset value per unit (RM)	1.3647	1.3019	1.2709
Lowest net asset value per unit (RM)	1.2889	1.2265	1.2243
Benchmark performance (%)	5.85	7.10	0.16
Total return (%) <sup>(1)</sup>	5.76	6.82	-0.68
- Capital growth (%)	5.27	5.40	-2.66
- Income distributions (%)	0.49	1.42	1.98
Gross distributions (sen per unit)	0.6315	1.7500	2.5000
Net distributions (sen per unit)	0.6315	1.7500	2.5000
Total expense ratio (%) <sup>(2)</sup>	1.10	1.11	1.10
Portfolio turnover ratio (times) <sup>(3)</sup>	0.65	0.76	0.40

Note:

- (1) Total return is the actual return of the Fund for the respective financial years computed based on the net asset value per unit and net of all fees.
- (2) Total expense ratio ("TER") is calculated based on the total fees and expenses incurred by the Fund divided by the average fund size calculated on a daily basis. The TER decreased by 0.01% as compared to 1.11% per annum for the financial year ended 30 September 2023 mainly due to increase in average fund size.
- (3) Portfolio turnover ratio ("PTR") is calculated based on the average of the total acquisitions and total disposals of investment securities of the Fund divided by the average fund size calculated on a daily basis. The decrease in the PTR for 2024 and increase in 2023 were due mainly to investing activities.

**Average Total Return (as at 30 September 2024)**

	<b>AmBon Islam<sup>(a)</sup></b> %	<b>BPAM 3Y-7Y Sukuk Index/MGII<sup>** (b)</sup></b> %
One year	5.76	5.85
Three years	3.91	4.32
Five years	3.22	4.31
Ten years	4.36	4.88

**Annual Total Return**

<b>Financial Years Ended (30 September)</b>	<b>AmBon Islam<sup>(a)</sup></b> %	<b>BPAM 3Y-7Y Sukuk Index/MGII<sup>** (b)</sup></b> %
2024	5.76	5.85
2023	6.82	7.10
2022	-0.68	0.16
2021	-1.05	1.10
2020	5.56	7.57



(a) Source: Novagni Analytics and Advisory Sdn. Bhd.  
 (b) BPAM Corporates (3 years to 7 years) Sukuk Index (Available at [www.aminvest.com](http://www.aminvest.com))  
 \*\* Benchmark – from 26 November 2001 until 30 September 2016 – Quantshop Medium Government Investment Issues Index (“MGII”) – from 1 October 2016 onwards – BPAM Corporates (3 years to 7 years) Sukuk Index (“BPAM 3Y-7Y Sukuk Index”) (Available at [www.aminvest.com](http://www.aminvest.com))

The Fund performance is calculated based on the net asset value per unit of the Fund. Average total return of the Fund and its benchmark for a period is computed based on the absolute return for that period annualised over one year.

**Note: Past performance is not necessarily indicative of future performance and that unit prices and investment returns may go down, as well as up.**

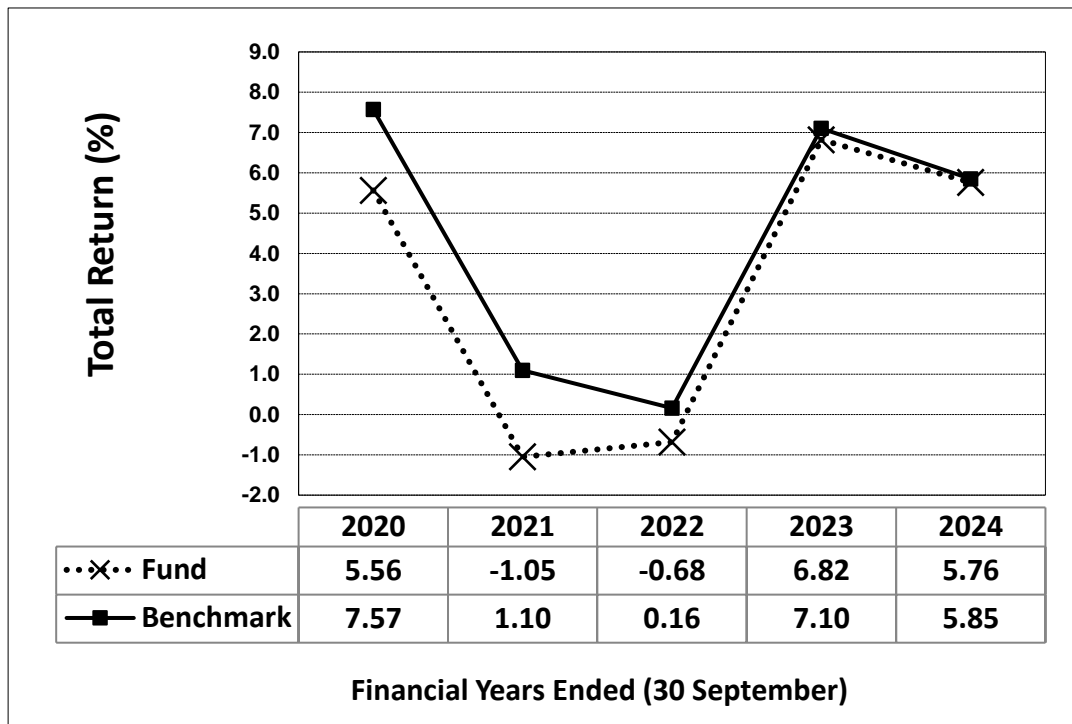
**Fund Performance**

For the financial year under review, the Fund registered a return of 5.76% comprising of 5.27% capital growth and 0.49% income distribution.

Thus, the Fund’s return of 5.76% has underperformed the benchmark’s return of 5.85% by 0.09%.

As compared with the financial year ended 30 September 2023, the net asset value (“NAV”) per unit of the Fund increased by 5.25% from RM1.2966 to RM1.3647, while units in circulation increased by 95.91% from 48,660,873 units to 95,332,294 units.

The following line chart shows comparison between the annual performances of AmBon Islam and its benchmark, BPAM 3Y-7Y Sukuk Index /MGII, for the financial years ended 30 September.



**Note: Past performance is not necessarily indicative of future performance and that unit prices and investment returns may go down, as well as up.**

<p><b>Strategies and Policies Employed</b></p>	<p>The Fund seeks to achieve its investment objective by investing primarily in Sukuk with the following minimum credit rating:</p> <ol style="list-style-type: none"> <li>i. Short-term credit rating of P2 by RAM Rating Services Berhad (“RAM”) or its equivalent as rated by a local or global rating agency; or</li> <li>ii. Long-term credit rating of BBB3 by RAM or its equivalent as rated by a local or global rating agency.</li> </ol> <p>The Fund may invest up to 30% of the Fund’s NAV in Malaysian Government Investment Issue (“MGII”).</p> <p>For Shariah-compliant instruments issued by sovereign issuers, Amlslamic Funds Management Sdn Bhd (the “Investment Manager”) will evaluate the sovereign issuers on the sustainability considerations as disclosed under the fourth and sixth paragraph in the section “ESG Assessment Methodology”.</p> <p>The Investment Manager may invest in Shariah-compliant investments either directly or via Islamic collective investment scheme (“CIS”). The Fund’s investment maturity profile is subject to duration management in view of the profit rate scenario.</p> <p>The Investment Manager will also:</p> <ul style="list-style-type: none"> <li>• employ active tactical duration management, where duration of the portfolio of the Fund will be monitored and modified according to profit rate outlook without any portfolio maturity limitation;</li> <li>• analyze the general economic and market conditions;</li> <li>• use models that analyze and compare expected returns and assumed risk;</li> <li>• focus on Shariah-compliant securities and Shariah-compliant instruments that would deliver better returns for a given level of risk; and</li> <li>• consider obligations with a more favorable or improving credit or industry outlook that provide the potential for capital appreciation.</li> </ul> <p>The Fund invests in Malaysia and to a lesser extent, in eligible markets of other countries globally.</p> <p>Notwithstanding the above, the aggregate value of the Fund’s investment in MGII and Islamic liquid assets must not exceed 30% of the Fund’s net asset value (“NAV”).</p> <p>The Fund may increase its exposure in Islamic deposits and Islamic money market instruments which may differ from the Fund’s investment strategies and asset allocation for temporary defensive purposes during periods of market volatility to protect the Fund’s portfolio from a drop in market value as well as for liquidity to meet any large redemptions in a bear market. The Manager will ensure at least two-thirds (2/3) of the Fund’s NAV are maintained in Shariah-compliant securities or Shariah-compliant instruments (excluding MGII) that are subjected to sustainability considerations during the temporary defensive position.</p> <p>The Fund is actively managed, in line with investment strategy.</p> <p>As a SRI qualified fund, the investments of the Fund are subject to the integration of the sustainability considerations as set out below.</p> <p>The general considerations of Environmental, Social and Governance (“ESG”) factors considered under each of the ESG pillars may include:</p>
--	--

Environmental (E) – climate change, energy sustainability, natural resources, pollution and waste, and environmental opportunities;  
Social (S) – human capital, human rights, product liability, consumer protection, stakeholder opposition, social opportunities; and  
Governance (G) – corporate governance, management structure and behaviour, employee relations and executive compensation.

The Fund also incorporates sustainability considerations in Shariah-compliant securities or Shariah-compliant instruments selection (including Shariah-compliant securities issued under their respective green, social and sustainability bond framework), by investing in companies which are well governed and with positive environmental and social impact. The Manager will ensure that at least two-thirds (2/3) of the NAV of the Fund are maintained in Shariah compliant securities or Shariah-compliant instruments (excluding MGII and Islamic liquid assets) that are in line with the sustainability considerations adopted by the Fund and the overall impact of such investments of the Fund is not inconsistent with any other sustainability principles by continuously monitoring and rebalancing the investments throughout the lifecycle of the Fund.

If the Fund's investments become inconsistent with its investment strategies or if the Fund has breached the minimum asset allocation of at least two-thirds (2/3) of its NAV in Shariah-compliant investments (excluding MGII and Islamic liquid assets) that are subject to the above sustainability considerations, the Investment Manager will dispose of and/or replace the investment(s) within seven (7) Business Days from the date of the breach. The seven (7) Business Days period may be extended to three (3) months if it is in the best interest of unit holders and the Fund's trustee's consent is obtained.

However, any breach as a result of any: - (i) appreciation or depreciation in value of the Fund's investments; or (ii) repurchase of Units or payment made out of the Fund, need not be reported to the SC and must be rectified as soon as practicable within three (3) months from the date of the breach. The three (3)-month period may be extended if it is in the best interest of unit holders and the Fund's trustee's consent is obtained. Such extension must be subject to at least a monthly review by the Fund's trustee.

The Manager will notify the Securities Commission Malaysia of any changes to the Fund immediately and use its best efforts to provide, without prior request, as soon as reasonably practicable, the relevant information which may include but is not limited to any event that could impact the Fund's ability to comply with the Guidelines on Sustainable and Responsible Investment Funds to the Securities Commission Malaysia.

When the Fund is found to be no longer in compliance with the Guidelines on Sustainable and Responsible Investment Funds, the Securities Commission Malaysia may revoke the Fund's SRI qualification.

<b>Portfolio Structure</b>	<p>The table below is the asset allocation of the Fund as at 30 September 2024 and 30 September 2023.</p> <table border="1" data-bbox="392 219 1469 499"> <thead> <tr> <th></th> <th>As at 30.09.2024 %</th> <th>As at 30.09.2023 %</th> <th>Changes %</th> </tr> </thead> <tbody> <tr> <td>Corporate sukuk</td> <td>86.33</td> <td>77.49</td> <td>8.84</td> </tr> <tr> <td>Government Investment Issues</td> <td>6.86</td> <td>16.14</td> <td>-9.28</td> </tr> <tr> <td>Money market deposits and cash equivalents</td> <td>6.81</td> <td>6.37</td> <td>0.44</td> </tr> <tr> <td><b>Total</b></td> <td><b>100.00</b></td> <td><b>100.00</b></td> <td></td> </tr> </tbody> </table> <p>For the financial year under review, the Fund's exposure to corporate sukuk has increased from 77.49% to 86.33% while exposure to Government Investment Issues has decreased to 6.86% of its NAV. During the same year, the Fund's exposure to money market deposits and cash equivalent increased from 6.37% to 6.81%.</p>		As at 30.09.2024 %	As at 30.09.2023 %	Changes %	Corporate sukuk	86.33	77.49	8.84	Government Investment Issues	6.86	16.14	-9.28	Money market deposits and cash equivalents	6.81	6.37	0.44	<b>Total</b>	<b>100.00</b>	<b>100.00</b>	
	As at 30.09.2024 %	As at 30.09.2023 %	Changes %																		
Corporate sukuk	86.33	77.49	8.84																		
Government Investment Issues	6.86	16.14	-9.28																		
Money market deposits and cash equivalents	6.81	6.37	0.44																		
<b>Total</b>	<b>100.00</b>	<b>100.00</b>																			
<b>Securities Lending / Repurchase Transactions</b>	<p>The Fund has not undertaken any securities lending or repurchase transactions (collectively referred to as "securities financing transactions").</p>																				
<b>Cross Trade</b>	<p>There were no cross trades undertaken during the financial year under review.</p>																				
<b>Distribution/ Unit splits</b>	<p>During the financial year under review, the Fund declared income distribution, detailed as follows:</p> <table border="1" data-bbox="392 1108 1469 1245"> <thead> <tr> <th>Date of distribution</th> <th>Distribution per unit RM (sen)</th> <th>NAV per unit Cum-Distribution (RM)</th> <th>NAV per unit Ex-Distribution (RM)</th> </tr> </thead> <tbody> <tr> <td>15-May-24</td> <td>0.6315</td> <td>1.3447</td> <td>1.3384</td> </tr> </tbody> </table> <p>There is no unit split declared for the financial year under review.</p>	Date of distribution	Distribution per unit RM (sen)	NAV per unit Cum-Distribution (RM)	NAV per unit Ex-Distribution (RM)	15-May-24	0.6315	1.3447	1.3384												
Date of distribution	Distribution per unit RM (sen)	NAV per unit Cum-Distribution (RM)	NAV per unit Ex-Distribution (RM)																		
15-May-24	0.6315	1.3447	1.3384																		
<b>State of Affairs</b>	<p>There has been neither significant change to the state of affairs of the Fund nor any circumstances that materially affect any interests of the unitholders during the financial year under review.</p>																				
<b>Rebates and Soft Commission</b>	<p>During the year, the management company did not receive soft commissions by virtue of transactions conducted for the Fund.</p>																				
<b>Market Review</b>	<p>Malaysia's bond market sentiments took a hit in October 2023, amid the backdrop of (1) a global bond market rout as both 10-year and 30-year United States (US) Treasuries (UST) touched the 5.00% psychological level and (2) concerns over Malaysian government bond supply following the announcement of large refinancing for long-term funding. As a result, the local bond market saw yields rising, effectively bringing Malaysia Government Securities (MGS) yields back to levels observed at the beginning of the year. Local bond market improved in November tracking UST curve's bull-flattening move driven by below-consensus economic data and the unwinding of stretched bond bearish positions. The 10-year MGS yield fell 28 bps to 3.82% in November 2023, fully recovering the losses in October 2023. Malaysia bond market rally extended in December 2023 albeit at a lower magnitude as global rates continue to decline. Over the month, the MGS curve bull-flattened with yields declined by 3-10 bps across the curve led by the 7-year MGS. The improved local</p>																				

	<p>bond sentiment was also seen in the sovereign bond auctions, as the re-openings of the 5-year and 10-year MGS auction both drew impressive bid-to-cover (BTC) ratios of 2.74x and 2.21x, respectively.</p> <p>In 2024, Malaysia bond market started the year with a sell-off amid profit taking activities. Local bond market traded weaker in early February as risk-off sentiment emerged in global rate after strong US jobs data and higher-than-expected US inflation prints forced US Feds to push back on dovish market expectations. Malaysian bond market was trading in a tight range of 4-9bps in March 2024. In April 2024, Malaysian bond market underperformed, in tandem with the sell-off in UST as sticky inflation and a resilient labor market have given more reasons for the US Fed to stand pat on key rates. Apart from that, thin market liquidity and rising geopolitical risk in the Middle East also dented local bond market sentiment. In May 2024, Malaysian bond market strengthened driven primarily by lower-than-expected US Job data released at the beginning of the month and dovish tone from the US Fed in its post-FOMC meeting speech. BNM also maintained the Overnight Policy Rate at 3.00% during policy meeting with a neutral monetary stance. Overall, the MGS curve bull-flattened in May 2024 with yields declined by 2-12bps on a month-on-month (“MoM”) basis. In June 2024, Malaysian bond market further strengthened driven by similar movement in the UST as the US economic data showed some signs of moderating inflation. The MGS curve experienced a bull steepening in June 2024, with yields declining by 1-6 basis points on a MoM basis, led by the 3-year and 7-year. In July 2024, the Malaysian bond market strengthened as it was influenced by similar bullish sentiment in UST on continued disinflation and signs of a tighter labour market. The MGS curve continued bull steepening more strongly than the previous month, with yields declining by 15bps on MoM basis for the 3-year, 5-year, 7-year and 10-year tenures. The ultra-long 20-year and 30-year MGS also rallied with yields falling in the mid- to high- single digit. In August 2024, MGS saw yields rise marginally across the curve, despite the lowering of yields in the UST curve. Much of the movement in the US reflects the expectation of a rate cut heightens in the US while the marginal shift in local MGS curve reflects the absence of local catalyst following a rally in July. In September, MGS yields fell across the curve, in tandem with lowering yields in the UST. In terms of curve movement, MGS curve bull-flattened with rates fallen from 2-6 bps MoM on the long to ultra long-end of the curve, whilst the UST curve bull-steepened with yields lowered by 23-49bps MoM on the short-end of the curve.</p>
<p><b>Market Outlook</b></p>	<p>With the US Federal Reserve initiating a rate-cutting cycle, we anticipate increased foreign inflows into the domestic bond market, driven by expectations of currency appreciation. Bond yields are likely to remain well-supported, with any corrections expected to be short-lived due to strong demand and liquidity.</p> <p>Despite the domestic bond market rallying since the start of the year, we maintain a positive outlook as we enter into the 4th quarter of 2024. Strong market liquidity and sustained demand for bonds, coupled with an extended pause in the Overnight Policy Rate (OPR) by Bank Negara Malaysia (BNM), support this bullish sentiment.</p>
<p><b>A statement that the fund has complied with Guidelines on Sustainable And Responsible Investment Funds during</b></p>	<p>For the financial year under review, the Fund has complied with the requirements of the Guidelines on Sustainable and Responsible Investment Funds (“SRI”).</p>

<b>the reporting period</b>	
<b>Descriptions on sustainability considerations that have been adopted in the policies and strategies employed</b>	<p>As a SRI qualified fund, the investments of the Fund are subject to the integration of sustainability considerations. The Fund aim to invest in companies which are well governed and with positive environmental and social impact. The issuer of securities or instruments are evaluated based on the sustainability considerations as disclosed in the Section “ESG Assessment Methodology” and their disclosure of information pertaining to environmental and social impact.</p> <p>The Manager will ensure that at least two-thirds (2/3) of the NAV of the Fund are maintained in Shariah compliant securities or Shariah-compliant instruments (excluding MGII and Islamic liquid assets) that are in line with the sustainability considerations adopted by the Fund.</p> <p>Please refer to “Strategies and Policies Employed” section of this report for further information on the Fund’s sustainability consideration.</p>
<b>Descriptions of the SRI Fund’s policies and strategies achieved during the reporting period which must include, but are not limited to the following (a-g) :-</b>	
<b>(a) A review on sustainability considerations of the SRI Fund’s portfolio</b>	For the financial year under review, the Fund has incorporated sustainability considerations in securities or instruments selection (including instruments issued under the respective green, social and sustainability (“GSS”) bond framework), by investing in companies which are well governed with positive environmental and social impact. The issuer of such securities or instruments are evaluated based on the sustainability considerations as disclosed in the Section “ESG Assessment Methodology” and their disclosure of information pertaining to environmental and social impact.
<b>(b) The proportion of underlying investments that are consistent with the SRI Fund’s policies and strategies</b>	For the financial year under review, the Fund has invested at least two-thirds (2/3) of the Fund’s NAV in Shariah-compliant securities or Shariah-compliant instruments that are subjected to sustainability considerations.
<b>Where the SRI Fund’s underlying investments are inconsistent with its policies and strategies, descriptions on steps undertaken to rectify the inconsistency</b>	<p>Not applicable since the fund’s underlying investments are consistent with its policies and strategies. That said, if the Fund’s investments become inconsistent with its investment strategies or the Fund breaches the two-thirds (2/3) asset allocation threshold in investments that are subjected to sustainability considerations, the Manager will dispose and/or replace the investment(s) within seven (7) business days from the date of the breach. The seven-business day period may be extended to three (3) months if it is in the best interest of Unit Holders and Trustee’s consent is obtained.</p> <p>However, any breach as a result of:-</p> <ul style="list-style-type: none"> <li>▪ any appreciation or depreciation in value of the Fund’s investments; or</li> <li>▪ repurchase of Units or payment made out of the Fund,</li> </ul>

	<p>need not to be reported to the SC and must be rectified as soon as practical within three (3) months from the date of the breach. The three-month period may be extended if it is in the best interest of Unit Holders and Trustee's consent is obtained. Such extension must be subject to at least a monthly review by the Trustee.</p>
<p><b>(d) Actions taken in achieving the SRI Fund's policies and strategies</b></p>	<p>The Manager continuously monitor and if required, rebalance the investments ensure that at least two-thirds (2/3) of the NAV of the Fund are maintained in Shariah compliant securities or Shariah-compliant instruments (excluding MGII and Islamic liquid assets) that are in line with the sustainability considerations adopted by the Fund.</p>
<p><b>(e) A comparison of the SRI Fund's performance against the designated reference benchmark (if available)</b></p>	<p>Not applicable since the fund does not have a designated SRI benchmark.</p>
<p><b>(f) Descriptions on sustainability risk considerations and the inclusion of such risks in the SRI Fund's investment decision making process</b></p>	<p><u>Sustainability and Responsible Investment and Impact Risk</u></p> <p>As the Fund has an intention to generate positive sustainable and responsible impact alongside a financial return (impact), the investor must be able to accept temporary capital losses due to the potentially restricted number of companies that the Fund can invest in due to those companies which may not meet the sustainability considerations requirement and, consequently, should view investment in the Fund as a long-term investment.</p> <p>The Fund may seek to exclude holdings deemed inconsistent with the sustainability considerations. As a result, the investments of the Fund will be more limited than other funds that do not apply sustainability considerations. The Fund may be precluded from purchasing, or required to sell, certain investments that are inconsistent with its investment policy and sustainability considerations which might otherwise be advantageous to hold. The incorporation of sustainability considerations could result in performance that is better or worse than the performance of the other funds depending on the performance of the excluded investments and the investments included in place of such excluded investments.</p> <p>This risk is mitigated via the investment strategy of the Fund such as by imposing minimum credit rating, active tactical duration management and by analyzing general market conditions. In addition, the Manager will use models that analyze and compare expected returns and assumed risk.</p> <p>The Manager will also focus on securities or instruments that would deliver better returns and will consider obligations with more favourable or improving credit or industry outlook that provides the potential for capital appreciation.</p> <p><u>Greenwashing Risk</u></p> <p>Greenwashing is defined as making false, misleading or unsubstantiated claims in relation to environmental, social and governance credential of an investment</p>

	<p>product. The Fund may inadvertently invest into such products, without prior knowledge of the fraudulent claims. As greenwashing could result in reputational risk, regulatory fines, and/or withdrawal of the products, there could be a negative impact on the value of the Fund.</p> <p>In mitigating the greenwashing risk, there are governance and guidelines in place for assessing the sustainability of the sovereign or corporate issuer and depository financial institution. The ESG score prescribed to the sovereign or corporate issuer and depository financial institution are reviewed and approved by appropriate approving authorities internally, and updated periodically, i.e. at least once a year.</p>
<b>(g) Any other information, considered necessary and relevant by the issuer</b>	No additional information deemed necessary to be disclosed.
<b>Where the SRI Fund has provided previous periodic reviews, a comparison between the current and at least the previous reporting period</b>	For the current reporting period and the previous reporting period, the Fund has complied with the requirements of the Guidelines on Sustainable and Responsible Investment Funds (SRI) by investing at least two-thirds (2/3) of the NAV of the Fund in securities or instruments that are in line with the sustainability considerations adopted by the Fund.

Kuala Lumpur, Malaysia  
AmFunds Management Berhad

19 November 2024



## **Independent auditors' report to the unit holders of AmBon Islam**

### **Report on the audit of the financial statements**

#### *Opinion*

We have audited the financial statements of AmBon Islam (the "Fund"), which comprise the statement of financial position as at 30 September 2024, and statement of comprehensive income, statement of changes in equity and statement of cash flows of the Fund for the financial year then ended, and notes to the financial statements, including material accounting policy information, as set out on pages 58 to 87.

In our opinion, the accompanying financial statements give a true and fair view of the financial position of the Fund as at 30 September 2024, and of its financial performance and cash flows for the financial year then ended in accordance with Malaysian Financial Reporting Standards and International Financial Reporting Standards.

#### *Basis for opinion*

We conducted our audit in accordance with approved standards on auditing in Malaysia and International Standards on Auditing. Our responsibilities under those standards are further described in the *Auditors' responsibilities for the audit of the financial statements* section of our report. We believe that the audit evidence we have obtained is sufficient and appropriate to provide a basis for our audit opinion.

#### *Independence and other ethical responsibilities*

We are independent of the Fund in accordance with the By-Laws (on Professional Ethics, Conduct and Practice) of the Malaysian Institute of Accountants ("By-Laws") and the International Code of Ethics for Professional Accountants (including International Independence Standards) ("IESBA Code"), and we have fulfilled our other ethical responsibilities in accordance with the By-Laws and the IESBA Code.

#### *Information other than the financial statements and auditors' report thereon*

The Manager of the Fund (the "Manager") is responsible for the other information. The other information comprises the information included in the annual report of the Fund, but does not include the financial statements of the Fund and our auditors' report thereon.

Our opinion on the financial statements of the Fund does not cover the other information and we do not express any form of assurance conclusion thereon.

## **Independent auditors' report to the unit holders of AmBon Islam (cont'd.)**

### *Information other than the financial statements and auditors' report thereon (cont'd.)*

In connection with our audit of the financial statements of the Fund, our responsibility is to read the other information and, in doing so, consider whether the other information is materially inconsistent with the financial statements of the Fund or our knowledge obtained in the audit or otherwise appears to be materially misstated.

If, based on the work we have performed, we conclude that there is a material misstatement of this other information, we are required to report the fact. We have nothing to report in this regard.

### *Responsibilities of the Manager and the Trustee for the financial statements*

The Manager is responsible for the preparation of the financial statements of the Fund that give a true and fair view in accordance with Malaysian Financial Reporting Standards and International Financial Reporting Standards. The Manager is also responsible for such internal control as the Manager determines is necessary to enable the preparation of financial statements of the Fund that are free from material misstatement, whether due to fraud or error.

In preparing the financial statements of the Fund, the Manager is responsible for assessing the Fund's ability to continue as a going concern, disclosing, as applicable, matters related to going concern and using the going concern basis of accounting unless the Manager either intends to liquidate the Fund or to cease operations, or has no realistic alternative but to do so.

The Trustee is responsible for overseeing the Fund's financial reporting process. The Trustee is also responsible for ensuring that the Manager maintains proper accounting and other records as are necessary to enable true and fair presentation of these financial statements.

### *Auditors' responsibilities for the audit of the financial statements*

Our objectives are to obtain reasonable assurance about whether the financial statements of the Fund as a whole are free from material misstatement, whether due to fraud or error, and to issue an auditors' report that includes our opinion. Reasonable assurance is a high level of assurance, but is not a guarantee that an audit conducted in accordance with approved standards on auditing in Malaysia and International Standards on Auditing will always detect a material misstatement when it exists. Misstatements can arise from fraud or error and are considered material if, individually or in the aggregate, they could reasonably be expected to influence the economic decisions of users taken on the basis of these financial statements.

**Independent auditors' report to the unit holders of  
AmBon Islam (cont'd.)**

*Auditors' responsibilities for the audit of the financial statements (cont'd.)*

As part of an audit in accordance with the approved standards on auditing in Malaysia and International Standards on Auditing, we exercise professional judgment and maintain professional skepticism throughout the audit. We also:

- Identify and assess the risks of material misstatement of the financial statements of the Fund whether due to fraud or error, design and perform audit procedures responsive to those risks, and obtain audit evidence that is sufficient and appropriate to provide a basis for our opinion. The risk of not detecting a material misstatement resulting from fraud is higher than for one resulting from error, as fraud may involve collusion, forgery, intentional omissions, misrepresentations, or the override of internal control.
- Obtain an understanding of internal control relevant to the audit in order to design audit procedures that are appropriate in the circumstances, but not for the purpose of expressing an opinion on the effectiveness of the Fund's internal control.
- Evaluate the appropriateness of accounting policies used and the reasonableness of accounting estimates and related disclosures made by the Manager.
- Conclude on the appropriateness of the Manager's use of the going concern basis of accounting and, based on the audit evidence obtained, whether a material uncertainty exists related to events or conditions that may cast significant doubt on the Fund's ability to continue as a going concern. If we conclude that a material uncertainty exists, we are required to draw attention in our auditors' report to the related disclosures in the financial statements of the Fund or, if such disclosures are inadequate, to modify our opinion. Our conclusions are based on the audit evidence obtained up to the date of our auditors' report. However, future events or conditions may cause the Fund to cease to continue as a going concern.
- Evaluate the overall presentation, structure and content of the financial statements of the Fund, including the disclosures, and whether the financial statements of the Fund represent the underlying transactions and events in a manner that achieves fair presentation.

We communicate with the Manager regarding, among other matters, the planned scope and timing of the audit and significant audit findings, including any significant deficiencies in internal control that we identify during our audit.

**Independent auditors' report to the unit holders of  
AmBon Islam (cont'd.)**

**Other matters**

This report is made solely to the unit holders of the Fund, as a body, in accordance with the Guidelines on Unit Trust Funds issued by the Securities Commission Malaysia and for no other purpose. We do not assume responsibility to any other person for the content of this report.

Ernst & Young PLT  
202006000003 (LLP0022760-LCA) & AF 0039  
Chartered Accountants

Ng Sue Ean  
No. 03276/07/2026 J  
Chartered Accountant

Kuala Lumpur, Malaysia  
19 November 2024

**AmBon Islam**

**STATEMENT OF FINANCIAL POSITION  
AS AT 30 SEPTEMBER 2024**

	<b>Note</b>	<b>2024 RM</b>	<b>2023 RM</b>
<b>ASSETS</b>			
Shariah-compliant investments	4	121,232,989	59,074,177
Amount due from Manager	5(a)	-	371,347
Other receivables		-	207,875
Cash at banks		9,059,487	5,942,208
<b>TOTAL ASSETS</b>		<u>130,292,476</u>	<u>65,595,607</u>
<b>LIABILITIES</b>			
Amount due to Manager	5(b)	174,270	2,484,696
Amount due to Trustee	6	7,372	3,720
Sundry payables and accruals		14,440	14,829
<b>TOTAL LIABILITIES</b>		<u>196,082</u>	<u>2,503,245</u>
<b>NET ASSET VALUE (“NAV”) OF THE FUND</b>		<u>130,096,394</u>	<u>63,092,362</u>
<b>EQUITY</b>			
Unit holders’ capital	8(a)	121,794,050	59,228,633
Retained earnings	8(b)(c)	8,302,344	3,863,729
<b>NET ASSETS ATTRIBUTABLE TO UNIT HOLDERS</b>	8	<u>130,096,394</u>	<u>63,092,362</u>
<b>UNITS IN CIRCULATION</b>	8(a)	<u>95,332,294</u>	<u>48,660,873</u>
<b>NAV PER UNIT (RM)</b>		<u>1.3647</u>	<u>1.2966</u>

*The accompanying notes form an integral part of the financial statements.*

**AmBon Islam**

**STATEMENT OF COMPREHENSIVE INCOME  
FOR THE FINANCIAL YEAR ENDED 30 SEPTEMBER 2024**

	Note	2024 RM	2023 RM
<b>SHARIAH-COMPLIANT INVESTMENT INCOME</b>			
Profit income		3,777,376	3,140,099
Net gains from Shariah-compliant investments:			
– Financial assets at fair value through profit or loss (“FVTPL”)	7	<u>2,038,054</u>	<u>2,329,409</u>
		<u>5,815,430</u>	<u>5,469,508</u>
<b>EXPENDITURE</b>			
Manager’s fee	5	(885,482)	(706,541)
Trustee’s fee	6	(61,984)	(49,458)
Audit fee		(9,500)	(9,500)
Tax agent’s fee		(4,100)	(4,100)
Other expenses		<u>(13,428)</u>	<u>(13,809)</u>
		<u>(974,494)</u>	<u>(783,408)</u>
<b>Net income before taxation</b>		4,840,936	4,686,100
<b>Taxation</b>	10	<u>-</u>	<u>-</u>
<b>Net income after taxation, representing total comprehensive income for the financial year</b>		<u>4,840,936</u>	<u>4,686,100</u>
Total comprehensive income comprises the following:			
Realised income		2,772,760	2,402,672
Unrealised gains		<u>2,068,176</u>	<u>2,283,428</u>
		<u>4,840,936</u>	<u>4,686,100</u>
<b>Distributions for the financial year</b>			
Net distributions	11	<u>402,321</u>	<u>937,121</u>
Gross distributions per unit (sen)	11	<u>0.6315</u>	<u>1.7500</u>
Net distributions per unit (sen)	11	<u>0.6315</u>	<u>1.7500</u>

*The accompanying notes form an integral part of the financial statements.*

**AmBon Islam**

**STATEMENT OF CHANGES IN EQUITY  
FOR THE FINANCIAL YEAR ENDED 30 SEPTEMBER 2024**

	<b>Note</b>	<b>Unit holders' capital RM</b>	<b>Retained earnings RM</b>	<b>Total equity RM</b>
At 1 October 2023		59,228,633	3,863,729	63,092,362
Total comprehensive income for the financial year		-	4,840,936	4,840,936
Creation of units	8(a)	89,179,790	-	89,179,790
Reinvestment of distribution	8(a)	401,378	-	401,378
Cancellation of units	8(a)	(27,015,751)	-	(27,015,751)
Distribution	11	-	(402,321)	(402,321)
Balance at 30 September 2024		<u>121,794,050</u>	<u>8,302,344</u>	<u>130,096,394</u>
At 1 October 2022		70,446,830	114,750	70,561,580
Total comprehensive income for the financial year		-	4,686,100	4,686,100
Creation of units	8(a)	34,376,755	-	34,376,755
Reinvestment of distributions	8(a)	937,121	-	937,121
Cancellation of units	8(a)	(46,532,073)	-	(46,532,073)
Distributions	11	-	(937,121)	(937,121)
Balance at 30 September 2023		<u>59,228,633</u>	<u>3,863,729</u>	<u>63,092,362</u>

*The accompanying notes form an integral part of the financial statements.*

**AmBon Islam****STATEMENT OF CASH FLOWS  
FOR THE FINANCIAL YEAR ENDED 30 SEPTEMBER 2024**

	<b>2024</b>	<b>2023</b>
	<b>RM</b>	<b>RM</b>
<b>CASH FLOWS FROM OPERATING AND INVESTING ACTIVITIES</b>		
Proceeds from sale of Shariah-compliant investments	26,978,500	58,561,505
Purchases of Shariah-compliant investments	(86,743,825)	(48,020,110)
Profit received	3,629,817	3,233,799
Manager's fee paid	(828,210)	(717,905)
Trustee's fee paid	(58,332)	(50,066)
Tax agent's fee paid	(4,100)	(4,100)
Payments for other expenses	(23,316)	(26,386)
Net cash (used in)/generated from operating and investing activities	<u>(57,049,466)</u>	<u>12,976,737</u>
<b>CASH FLOWS FROM FINANCING ACTIVITIES</b>		
Proceeds from creation of units	89,551,137	34,005,408
Payments for cancellation of units	(29,383,449)	(44,234,599)
Distributions paid	(943)	-
Net cash generated from/(used in) financing activities	<u>60,166,745</u>	<u>(10,229,191)</u>
<b>NET INCREASE IN CASH AND CASH EQUIVALENTS</b>	<b>3,117,279</b>	<b>2,747,546</b>
<b>CASH AND CASH EQUIVALENTS AT THE BEGINNING OF THE FINANCIAL YEAR</b>	<b>5,942,208</b>	<b>3,194,662</b>
<b>CASH AND CASH EQUIVALENTS AT THE END OF THE FINANCIAL YEAR</b>	<b><u>9,059,487</u></b>	<b><u>5,942,208</u></b>
Cash and cash equivalents comprise:		
Cash at banks	<u>9,059,487</u>	<u>5,942,208</u>



## AmBon Islam

### NOTES TO THE FINANCIAL STATEMENTS FOR THE FINANCIAL YEAR ENDED 30 SEPTEMBER 2024

#### 1. GENERAL INFORMATION

AmBon Islam (the “Fund”) was established pursuant to a Deed dated 30 October 2001 as amended by Deeds supplemental thereto (the “Deeds”), between AmFunds Management Berhad as the Manager, AmanahRaya Trustees Berhad as the Trustee and all unit holders.

The Fund aims to provide investors with a consistent stream of “halal income”, derived from investments based on Principles of Shariah. As provided in the Deeds, the financial year shall end on 30 September and the units in the Fund were first offered for sale on 26 November 2001.

The financial statements were authorised for issue by the Manager on 19 November 2024.

#### 2. BASIS OF PREPARATION OF THE FINANCIAL STATEMENTS

The financial statements of the Fund have been prepared on a historical cost basis, except as otherwise stated in the accounting policies and comply with Malaysian Financial Reporting Standards (“MFRS”) as issued by the Malaysian Accounting Standards Board (“MASB”) and International Financial Reporting Standards (“IFRS”).

##### Standards effective during the financial year

The adoption of the following MFRS and amendments to MFRS which became effective during the financial year did not have any material financial impact to the financial statements.

Description	Effective for financial periods beginning on or after
MFRS 17 <i>Insurance Contracts</i> and Amendments to MFRS 17* Initial Application of MFRS 17 and MFRS 9 - <i>Comparative Information</i> (Amendments to MFRS 17 <i>Insurance Contracts</i> )*	1 January 2023 1 January 2023
Amendments to MFRS 101 <i>Presentation of Financial Statements: Classification of Liabilities as Current or Non-Current</i>	1 January 2023
Amendments to MFRS 101 <i>Presentation of Financial Statements: Disclosure of Accounting Policies</i>	1 January 2023
Amendments to MFRS 108 <i>Accounting policies, Changes in Accounting Estimates and Errors: Definition of Accounting Estimates</i>	1 January 2023
Amendments to MFRS 112 <i>Income Taxes: Deferred Tax related to Assets and Liabilities arising from a Single Transaction</i>	1 January 2023
Amendments to MFRS 112 <i>Income Taxes: International Tax Reform - Pillar Two Model Rules</i>	1 January 2023

##### Standards issued but not yet effective

The new and amended standards that have been issued but not yet effective up to the date of issuance of the Fund’s financial statements are disclosed below. The Fund intends to adopt these new pronouncements, if applicable, when they become effective.

**NOTES TO THE FINANCIAL STATEMENTS  
FOR THE FINANCIAL YEAR ENDED 30 SEPTEMBER 2024**

**2. BASIS OF PREPARATION OF THE FINANCIAL STATEMENTS (CONT'D.)**

Standards issued but not yet effective (cont'd.)

Description	Effective for financial periods beginning on or after
Amendments to MFRS 16 <i>Leases: Lease Liability in a Sale and Leaseback*</i>	1 January 2024
Amendments to MFRS 101 <i>Presentation of Financial Statements: Non-Current Liabilities with Covenants</i>	1 January 2024
Amendments to MFRS 107 <i>Statement of Cash Flows</i> and MFRS 7 <i>Financial Instruments: Disclosures: Supplier Finance Arrangements</i>	1 January 2024
Amendments to MFRS 121 <i>The Effects of Changes in Foreign Exchange Rates: Lack of Exchangeability</i>	1 January 2025
Amendments to MFRS 9 <i>Financial Instruments</i> and MFRS 7 <i>Financial Instruments: Disclosures: Amendments to the Classifications and Measurement of Financial Instruments</i>	1 January 2026
Amendments that are part of Annual Improvements - Volume 11: Amendments to MFRS 1 <i>First-time Adoption of Malaysian Financial Reporting Standards</i>	1 January 2026
Amendments to MFRS 7 <i>Financial Instruments: Disclosures</i>	
Amendments to MFRS 9 <i>Financial Instruments</i>	
Amendments to MFRS 10 <i>Consolidated Financial Statements*</i>	
Amendments to MFRS 107 <i>Statement of Cash Flows</i>	
MFRS 18 <i>Presentation and Disclosure in Financial Statements</i>	1 January 2027
MFRS 19 <i>Subsidiaries without Public Accountability: Disclosures*</i>	1 January 2027
Amendments to MFRS 10 and MFRS 128: <i>Sale or Contribution of Assets between an Investor and its Associate or Joint Venture*</i>	Deferred

\* These MFRS and Amendments to MFRSs are not relevant to the Fund.

**3. SUMMARY OF ACCOUNTING POLICIES**

**3.1 Income recognition**

Income is recognised to the extent that it is probable that the economic benefits will flow to the Fund and the income can be reliably measured. Income is measured at the fair value of consideration received or receivable.

(i) Profit income

For all profit-bearing financial assets, profit income is calculated using the effective profit method. Effective profit rate is the rate that exactly discounts estimated future cash payments or receipts through the expected life of the financial instrument or a shorter period, where appropriate, to the net carrying amount of the financial assets. The calculation takes into account all contractual terms of the financial instrument and includes any fees or incremental costs that are directly attributable to the instrument and are an integral part of the effective profit rate, but not future credit losses.

**NOTES TO THE FINANCIAL STATEMENTS  
FOR THE FINANCIAL YEAR ENDED 30 SEPTEMBER 2024**

**3. SUMMARY OF ACCOUNTING POLICIES (CONT'D.)**

**3.1 Income recognition (cont'd.)**

(i) Profit income (cont'd.)

Once the recorded value of a financial asset or a group of similar financial assets has been reduced due to an impairment loss, profit income continues to be recognised using the rate of return used to discount the future cash flows for the purpose of measuring the impairment loss.

(ii) Gain or loss on disposal of Shariah-compliant investments

On disposal of Shariah-compliant investments, the net realised gain or loss on disposal is measured as the difference between the net disposal proceeds and the carrying amount of the Shariah-compliant investments. The net realised gain or loss is recognised in profit or loss.

**3.2 Income tax**

Current tax assets and liabilities are measured at the amount expected to be recovered from or paid to the tax authorities. The tax rates and tax laws used to compute the amount are those that are enacted or substantively enacted at the reporting date.

Current taxes are recognised in profit or loss except to the extent that the tax relates to items recognised outside profit or loss, either in other comprehensive income or directly in equity.

**3.3 Functional and presentation currency**

Functional currency is the currency of the primary economic environment in which the Fund operates that most faithfully represents the economic effects of the underlying transactions. The functional currency of the Fund is Ringgit Malaysia ("RM") which reflects the currency in which the Fund competes for funds, issues and redeems units. The Fund has also adopted RM as its presentation currency.

**3.4 Statement of cash flows**

The Fund adopts the direct method in the preparation of the statement of cash flows.

Cash and cash equivalents are short-term, highly liquid Shariah-compliant investments that are readily convertible to cash with insignificant risk of changes in value.

**3.5 Distribution**

Distribution is at the discretion of the Manager. A distribution to the Fund's unit holders is accounted for as a deduction from retained earnings and realised income. Realised income is the income earned from profit income and net gain on disposal of Shariah-compliant investments after deducting expenses and taxation. A proposed distribution is recognised as a liability in the period in which it is approved. Distribution is either reinvested or paid in cash to the unit holders on the distribution payment date. Reinvestment of units is based on the NAV per unit on the distribution payment date, which is also the time of creation.

**NOTES TO THE FINANCIAL STATEMENTS  
FOR THE FINANCIAL YEAR ENDED 30 SEPTEMBER 2024**

**3. SUMMARY OF ACCOUNTING POLICIES (CONT'D.)**

**3.6 Unit holders' capital**

The unit holders' capital of the Fund meets the definition of puttable instruments and is classified as equity instruments as it meets all criteria for such classification under MFRS 132 *Financial Instruments: Presentation* ("MFRS 132").

**3.7 Financial instruments – initial recognition and measurement**

(i) Initial recognition

Financial assets and financial liabilities are recognised when the Fund becomes a party to the contractual provisions of the instrument. Regular way purchases and sales of financial assets are recognised using trade date accounting or settlement date accounting. The method used is applied consistently for all purchases and sales of financial assets that belong to the same category of financial assets.

(ii) Initial measurement

All financial assets are recognised initially at fair value, in the case of financial assets not recorded at FVTPL, transaction costs that are attributable to the acquisition of the financial assets. All financial liabilities are recognised initially at fair value and, in the case of financial liabilities not recorded at FVTPL, net of directly attributable transaction costs.

(iii) "Day 1" profit or loss

At initial measurement, if the transaction price differs from the fair value, the Fund immediately recognises the difference between the transaction price and fair value (a "Day 1" profit or loss) in profit or loss provided that fair value is evidenced by a quoted price in an active market for an identical asset or liability (i.e. Level 1 input) or based on a valuation technique that uses only data from observable markets. In all other cases, the difference between the transaction price and model value is recognised in profit or loss on a systematic and rational basis that reflects the nature of the instrument over its tenure.

**3.8 Financial assets**

Classification and measurement

The classification of financial assets depends on the Fund's business model of managing the financial assets in order to generate cash flows ("business model test") and the contractual cash flow characteristics of the financial instruments ("SPPP test"). The business model test determines whether cash flows will result from collecting contractual cash flows, selling the financial assets, or both and the assessment is performed on a portfolio basis. The SPPP test determines whether the contractual cash flows are solely for payments of principal and profit and the assessment is performed on a financial instrument basis.

**NOTES TO THE FINANCIAL STATEMENTS  
FOR THE FINANCIAL YEAR ENDED 30 SEPTEMBER 2024**

**3. SUMMARY OF ACCOUNTING POLICIES (CONT'D.)**

**3.8 Financial assets (cont'd.)**

Classification and measurement (cont'd.)

*Business model*

The business model reflects how the Fund manages the financial assets in order to generate cash flows. That is, whether the Fund's objective is solely to collect the contractual cash flows from the assets, or is to collect both the contractual cash flows and cash flows arising from the sale of assets. If neither of these is applicable (e.g. the financial assets are held for trading purposes), then the financial assets are classified as part of "other" business model. Factors considered by the Fund in determining the business model for a portfolio of assets include past experience on how the cash flows for these assets were collected, how the asset's performance is evaluated and reported to key management personnel, and how risks are assessed and managed.

*Cash flow characteristics*

Where the business model is to hold the financial assets to collect contractual cash flows, or to collect contractual cash flows and sell, the Fund assesses whether the financial assets' contractual cash flows represent solely payment of principal and profit ("SPPP"). In making this assessment, the Fund considers whether the contractual cash flows are consistent with a basic financing arrangement, i.e. profit includes only consideration for time value of money, credit risk, other basic financing risks and a profit margin that is consistent with a basic financing arrangement. Financial assets with embedded derivatives are considered in their entirety when determining whether their cash flows are SPPP.

The Fund may classify its financial assets under the following categories:

*Financial assets at amortised cost*

A financial asset is measured at amortised cost if it is held within a business model whose objective is to hold financial assets in order to collect contractual cash flows and its contractual terms give rise on specified dates to cash flows that are solely payments of principal and profit on the principal amount outstanding. Financial assets include in this category are Shariah-compliant deposits with licensed financial institutions, cash at banks, amount due from Target Fund Manager, amount due from Manager, amount due from brokers/financial institutions, dividend/distribution receivables and other receivables.

*Financial assets at FVOCI*

A financial asset is measured at fair value through other comprehensive income ("FVOCI") if its business model is both to hold the asset to collect contractual cash flows and to sell the financial assets. In addition, the contractual terms of the financial assets give rise on specified dates to cash flows that are solely payments of principal and profit on the outstanding principal.

**NOTES TO THE FINANCIAL STATEMENTS  
FOR THE FINANCIAL YEAR ENDED 30 SEPTEMBER 2024**

**3. SUMMARY OF ACCOUNTING POLICIES (CONT'D.)**

**3.8 Financial assets (cont'd.)**

Classification and measurement (cont'd.)

The Fund may classify its financial assets under the following categories: (cont'd.)

*Financial assets at FVOCI (cont'd.)*

These Shariah-compliant investments are initially recorded at fair value and transaction costs are expensed in the profit or loss. Subsequent to initial recognition, these Shariah-compliant investments are remeasured at fair value. All fair value adjustments are initially recognised through OCI. Debt instruments at FVOCI are subject to impairment assessment.

*Financial assets at FVTPL*

Any financial assets that are not measured at amortised cost or FVOCI are measured at FVTPL. Subsequent to initial recognition, financial assets at FVTPL are measured at fair value. Changes in the fair value of those financial instruments are recorded in "Net gain or loss on financial assets at FVTPL". Profit earned element of such instrument is recorded in "Profit income".

Instruments that qualify for amortised cost or FVOCI may be irrevocably designated as FVTPL, if doing so eliminates or significantly reduces a measurement or recognition inconsistency. Equity instruments are normally measured at FVTPL, nevertheless, the Fund is allowed to irrevocably designate equity instruments that are not held for trading as FVOCI, with no subsequent reclassification of gains or losses to profit or loss.

**3.9 Financial liabilities – classification and subsequent measurement**

Financial liabilities issued by the Fund are classified as financial liabilities at amortised cost, where the substance of the contractual arrangement results in the Fund having an obligation either to deliver cash or another financial asset to the holders. After initial measurement, financial liabilities are subsequently measured at amortised cost using the effective profit method. Amortised cost is calculated by taking into account any discount or premium on acquisition and fees or costs that are an integral part of the effective profit rate.

**3.10 Derecognition of financial instruments**

(i) Derecognition of financial asset

A financial asset (or, where applicable a part of a financial asset or part of a group of similar financial assets) is derecognised when:

- the rights to receive cash flows from the asset have expired, or
- the Fund has transferred its rights to receive cash flows from the asset or has assumed an obligation to pay the received cash flows in full without material delay to a third party under a "pass-through" arrangement; and either:

**NOTES TO THE FINANCIAL STATEMENTS  
FOR THE FINANCIAL YEAR ENDED 30 SEPTEMBER 2024**

**3. SUMMARY OF ACCOUNTING POLICIES (CONT'D.)**

**3.10 Derecognition of financial instruments (cont'd.)**

(i) Derecognition of financial asset (cont'd.)

A financial asset (or, where applicable a part of a financial asset or part of a group of similar financial assets) is derecognised when: (cont'd.)

- the Fund has transferred substantially all the risks and rewards of the asset, or
- the Fund has neither transferred nor retained substantially all the risks and rewards of the asset, but has transferred control of the asset.

For Shariah-compliant investments classified as FVOCI - debt instruments, the cumulative fair value change recognised in OCI is recycled to profit or loss.

(ii) Derecognition of financial liability

A financial liability is derecognised when the obligation under the liability is discharged, cancelled or expired. Gains and losses are recognised in profit or loss when the liabilities are recognised, and through the amortisation process.

**3.11 Financial instruments – expected credit losses (“ECL”)**

The Fund assesses the ECL associated with its financial assets at amortised cost using simplified approach. Therefore, the Fund does not track changes in credit risk, but instead recognises a loss allowance based on lifetime ECLs at each reporting date. The ECL in respect of financial assets at amortised cost, if any, is recognised in profit or loss.

Financial assets together with the associated allowance are written off when it has exhausted all practical recovery efforts and there is no realistic prospect of future recovery. The Fund may also write-off financial assets that are still subject to enforcement activity when there is no reasonable expectation of full recovery. If a write-off is later recovered, the recovery is credited to profit or loss.

**3.12 Determination of fair value**

For the Shariah-compliant investments in local fixed income securities, nominal value is the face value of the securities and fair value is determined based on the indicative prices from Bond Pricing Agency Malaysia Sdn. Bhd. plus accrued profit, which includes the accretion of discount and amortisation of premium. Adjusted cost of Shariah-compliant investments relates to the purchased cost plus accrued profit, adjusted for amortisation of premium and accretion of discount, if any, calculated over the period from the date of acquisition to the date of maturity of the respective securities as approved by the Manager and the Trustee. The difference between adjusted cost and fair value is treated as unrealised gain or loss and is recognised in profit or loss. Unrealised gains or losses recognised in profit or loss are not distributable in nature.

**NOTES TO THE FINANCIAL STATEMENTS  
FOR THE FINANCIAL YEAR ENDED 30 SEPTEMBER 2024**

**3. SUMMARY OF ACCOUNTING POLICIES (CONT'D.)**

**3.13 Classification of realised and unrealised gains and losses**

Unrealised gains and losses comprise changes in the fair value of financial instruments for the period and from reversal of prior period's unrealised gains and losses for financial instruments which were realised (i.e. sold, redeemed or matured) during the reporting period.

Realised gains and losses on disposals of financial instruments classified at FVTPL are calculated using the weighted average method. They represent the difference between an instrument's initial carrying amount and disposal amount.

**3.14 Significant accounting estimates and judgments**

The preparation of the Fund's financial statements requires the Manager to make judgments, estimates and assumptions that affect the reported amounts of revenues, expenses, assets and liabilities, and the disclosure of contingent liabilities at the reporting date. However, uncertainty about these assumptions and estimates could result in outcomes that could require a material adjustment to the carrying amount of the asset or liability in the future.

The Fund classifies its Shariah-compliant investments as financial assets at FVTPL as the Fund may sell its Shariah-compliant investments in the short-term for profit-taking or to meet unit holders' cancellation of units.

No major judgments have been made by the Manager in applying the Fund's accounting policies. There are no key assumptions concerning the future and other key sources of estimation uncertainty at the reporting date, that have a significant risk of causing a material adjustment to the carrying amounts of assets and liabilities within the next financial year.

**4. SHARIAH-COMPLIANT INVESTMENTS**

	<b>2024</b>	<b>2023</b>
	<b>RM</b>	<b>RM</b>
<b>Financial assets at FVTPL</b>		
At nominal value:		
Corporate sukuk	109,200,000	47,600,000
Government Investment Issues	8,600,000	10,000,000
	<u>117,800,000</u>	<u>57,600,000</u>
At fair value:		
Corporate sukuk	112,313,955	48,890,541
Government Investment Issues	8,919,034	10,183,636
	<u>121,232,989</u>	<u>59,074,177</u>



**NOTES TO THE FINANCIAL STATEMENTS  
FOR THE FINANCIAL YEAR ENDED 30 SEPTEMBER 2024**

**4. SHARIAH-COMPLIANT INVESTMENTS (CONT'D.)**

Details of Shariah-compliant investments as at 30 September 2024 are as follows:

<b>Maturity date</b>	<b>Issuer</b>	<b>Credit rating</b>	<b>Nominal value RM</b>	<b>Fair value RM</b>	<b>Adjusted cost RM</b>	<b>Fair value as a percentage of NAV %</b>
<b>Corporate sukuk</b>						
27.02.2025	TG Excellence Berhad	A	5,000,000	5,001,588	5,018,938	3.84
12.03.2025	AEON Credit Service (M) Berhad	A	5,000,000	5,009,931	5,006,974	3.85
26.03.2025	Bank Islam Malaysia Berhad	A	5,000,000	5,002,919	4,983,225	3.85
25.09.2026	Malayan Banking Berhad	AA	2,000,000	2,004,698	2,001,358	1.54
19.03.2027	IJM Land Berhad	A	500,000	513,427	500,942	0.40
28.05.2027	Exsim Capital Resources Berhad	AA	4,400,000	4,538,796	4,494,508	3.49
18.06.2027	UEM Sunrise Berhad	AA	2,500,000	2,642,549	2,538,449	2.03
27.09.2027	IJM Land Berhad	A	2,300,000	2,302,961	2,303,813	1.77
16.11.2027	Dialog Group Berhad	A	4,300,000	4,346,012	4,367,469	3.34
09.12.2027	First Abu Dhabi Bank P.J.S.C.	AA	500,000	520,388	507,353	0.40
10.02.2028	AEON Credit Service (M) Berhad	AA	2,000,000	2,013,108	2,010,548	1.55
01.12.2028	AEON Credit Service (M) Berhad	AA	5,000,000	5,184,241	5,175,116	3.99
22.03.2029	MNRB Holdings Berhad	A	10,000,000	10,211,275	10,092,580	7.85
27.04.2029	Sunway Healthcare Treasury Sdn. Bhd.	AA	3,000,000	3,075,349	3,050,959	2.36

**NOTES TO THE FINANCIAL STATEMENTS  
FOR THE FINANCIAL YEAR ENDED 30 SEPTEMBER 2024**

**4. SHARIAH-COMPLIANT INVESTMENTS (CONT'D.)**

Details of Shariah-compliant investments as at 30 September 2024 are as follows: (cont'd.)

<b>Maturity date</b>	<b>Issuer</b>	<b>Credit rating</b>	<b>Nominal value RM</b>	<b>Fair value RM</b>	<b>Adjusted cost RM</b>	<b>Fair value as a percentage of NAV %</b>
<b>Corporate sukuk (cont'd.)</b>						
16.08.2029	AEON Co. (M) Bhd.	AA	5,000,000	5,054,105	5,047,022	3.88
12.12.2029	DRB-HICOM Berhad	AA	4,700,000	5,007,143	4,772,895	3.85
26.02.2030	Toyota Capital Malaysia Sdn. Bhd.	AAA	5,000,000	5,120,805	5,045,434	3.94
27.03.2031	CIMB Islamic Bank Sdn. Bhd.	AAA	5,000,000	5,030,858	5,040,054	3.87
30.04.2031	OSK Rated Bond Sdn. Bhd.	AA	1,000,000	1,052,771	1,037,864	0.81
15.07.2031	Bank Islam Malaysia Berhad	AA	10,000,000	10,212,458	10,088,257	7.85
16.03.2032	Tanjung Bin Energy Sdn. Bhd.	AA	500,000	540,769	527,643	0.42
06.07.2033	Johor Corporation	AAA	5,000,000	5,261,891	5,246,720	4.04
15.09.2033	OSK Rated Bond Sdn. Bhd.	AA	4,500,000	4,702,952	4,507,922	3.61
23.08.2034	Lebuhraya DUKE Fasa 3 Sdn. Bhd.	AA	1,000,000	1,085,158	1,061,491	0.83
06.10.2034	Solarpack Suria Sungai Petani Sdn. Bhd.	AA	4,250,000	4,685,335	4,393,376	3.60
10.08.2035	Tenaga Nasional Berhad	AAA	5,000,000	4,725,210	4,724,840	3.63
23.08.2035	Lebuhraya DUKE Fasa 3 Sdn. Bhd.	AA	2,500,000	2,736,709	2,555,892	2.10

**NOTES TO THE FINANCIAL STATEMENTS  
FOR THE FINANCIAL YEAR ENDED 30 SEPTEMBER 2024**

**4. SHARIAH-COMPLIANT INVESTMENTS (CONT'D.)**

Details of Shariah-compliant investments as at 30 September 2024 are as follows: (cont'd.)

<b>Maturity date</b>	<b>Issuer</b>	<b>Credit rating</b>	<b>Nominal value RM</b>	<b>Fair value RM</b>	<b>Adjusted cost RM</b>	<b>Fair value as a percentage of NAV %</b>
<b>Corporate sukuk (cont'd.)</b>						
06.10.2036	Solarpack Suria Sungai Petani Sdn. Bhd.	AA	4,250,000	4,730,549	4,396,603	3.64
<b>Total corporate sukuk</b>			<b>109,200,000</b>	<b>112,313,955</b>	<b>110,498,245</b>	<b>86.33</b>
<b>Government Investment Issues</b>						
14.08.2024	Government of Malaysia	NR*	8,600,000	8,919,034	8,832,854	6.86
<b>Total Government Investment Issues</b>			<b>8,600,000</b>	<b>8,919,034</b>	<b>8,832,854</b>	<b>6.86</b>
<b>Total financial assets at FVTPL</b>			<b>117,800,000</b>	<b>121,232,989</b>	<b>119,331,099</b>	<b>93.19</b>
<b>Excess of fair value over adjusted cost</b>				<b>1,901,890</b>		

\* Non-Rated

The weighted average effective yield on Shariah-compliant investments are as follows:

	<b>Effective yield</b>	
	<b>2024</b>	<b>2023</b>
	<b>%</b>	<b>%</b>
Corporate sukuk	4.14	4.86
Government Investment Issues	4.05	3.72

Analysis of the remaining maturity of Shariah-compliant investments as at 30 September 2024 and 30 September 2023 are as follows:

	<b>Less than 1 year RM</b>	<b>1 year to 5 years RM</b>	<b>More than 5 years RM</b>
<b>2024</b>			
At nominal value:			
Corporate sukuk	15,000,000	41,500,000	52,700,000
Government Investment Issues	-	-	8,600,000

**NOTES TO THE FINANCIAL STATEMENTS  
FOR THE FINANCIAL YEAR ENDED 30 SEPTEMBER 2024**

**4. SHARIAH-COMPLIANT INVESTMENTS (CONT'D.)**

Analysis of the remaining maturity of Shariah-compliant investments as at 30 September 2024 and 30 September 2023 are as follows: (cont'd.)

	<b>1 year to 5 years RM</b>	<b>More than 5 years RM</b>
<b>2023</b>		
At nominal value:		
Corporate sukuk	22,100,000	25,500,000
Government Investment Issues	<u>5,000,000</u>	<u>5,000,000</u>

**5. AMOUNT DUE FROM/TO MANAGER**

	<b>Note</b>	<b>2024 RM</b>	<b>2023 RM</b>
<b>(a) Due from Manager</b>			
Creation of units	(i)	<u>-</u>	<u>371,347</u>
<b>(b) Due to Manager</b>			
Cancellation of units	(ii)	58,506	2,426,204
Manager's fee payable	(iii)	<u>115,764</u>	<u>58,492</u>
		<u>174,270</u>	<u>2,484,696</u>

(i) This represents amount receivable from the Manager for units created.

(ii) This represents amount payable to the Manager for units cancelled.

The normal credit period in the previous and current financial years for creation and cancellation of units is three business days.

(iii) Manager's fee is at a rate of 1.00% (2023: 1.00%) per annum on the NAV of the Fund, calculated on a daily basis.

The normal credit period in the previous and current financial years for Manager's fee payable is one month.

**6. AMOUNT DUE TO TRUSTEE**

Trustee's fee is at a rate of 0.07% (2023: 0.07%) per annum on the NAV of the Fund, calculated on a daily basis.

The normal credit period in the previous and current financial years for Trustee's fee payable is one month.

**NOTES TO THE FINANCIAL STATEMENTS  
FOR THE FINANCIAL YEAR ENDED 30 SEPTEMBER 2024**

**7. NET GAINS FROM SHARIAH-COMPLIANT INVESTMENTS**

	<b>2024</b>	<b>2023</b>
	<b>RM</b>	<b>RM</b>
Net gains on financial assets at FVTPL comprised:		
– Net realised (loss)/gain on sale of Shariah-compliant investments	(30,122)	45,981
– Net unrealised gains on changes in fair value of Shariah-compliant investments	2,068,176	2,283,428
	<u>2,038,054</u>	<u>2,329,409</u>

**8. TOTAL EQUITY**

Total equity is represented by:

	<b>Note</b>	<b>2024</b>	<b>2023</b>
		<b>RM</b>	<b>RM</b>
Unit holders' capital	(a)	121,794,050	59,228,633
Retained earnings			
– Realised income	(b)	6,400,454	4,030,015
– Unrealised gain/(loss)	(c)	1,901,890	(166,286)
		<u>130,096,394</u>	<u>63,092,362</u>

**(a) Unit holders' capital/Units in circulation**

	<b>2024</b>		<b>2023</b>	
	<b>Number of units</b>	<b>RM</b>	<b>Number of units</b>	<b>RM</b>
At beginning of the financial year	48,660,873	59,228,633	57,342,545	70,446,830
Creation during the financial year	66,695,066	89,179,790	26,981,498	34,376,755
Reinvestment of distributions	299,894	401,378	738,432	937,121
Cancellation during the financial year	(20,323,539)	(27,015,751)	(36,401,602)	(46,532,073)
At end of the financial year	<u>95,332,294</u>	<u>121,794,050</u>	<u>48,660,873</u>	<u>59,228,633</u>

**(b) Realised – distributable**

	<b>2024</b>	<b>2023</b>
	<b>RM</b>	<b>RM</b>
At beginning of the financial year	4,030,015	2,564,464
Net realised income for the financial year	2,772,760	2,402,672
Distributions out of realised income (Note 11)	(402,321)	(937,121)
At end of the financial year	<u>6,400,454</u>	<u>4,030,015</u>

**NOTES TO THE FINANCIAL STATEMENTS  
FOR THE FINANCIAL YEAR ENDED 30 SEPTEMBER 2024**

**8. TOTAL EQUITY (CONT'D.)**

**(c) Unrealised – non-distributable**

	<b>2024</b>	<b>2023</b>
	<b>RM</b>	<b>RM</b>
At beginning of the financial year	(166,286)	(2,449,714)
Net unrealised gains for the financial year	2,068,176	2,283,428
At end of the financial year	<u>1,901,890</u>	<u>(166,286)</u>

**9. SIGNIFICANT RELATED PARTIES TRANSACTIONS AND BALANCES**

The related parties and their relationships with the Fund are as follows:

<u>Related parties</u>	<u>Relationships</u>
AmFunds Management Berhad	The Manager
AmInvestment Bank Berhad	Holding company of the Manager
AMMB Holdings Berhad (“AMMB”)	Ultimate holding company of the Manager
Subsidiaries and associates of AMMB as disclosed in its financial statements	Subsidiaries and associate companies of the ultimate holding company of the Manager

There are no units held by the Manager or any other related party as at 30 September 2024 and 30 September 2023.

Other than those disclosed elsewhere in the financial statements, the significant related party transactions and balances as at reporting date are as follows:

	<b>2024</b>	<b>2023</b>
	<b>RM</b>	<b>RM</b>
<b>(i) Significant related party transactions</b>		
<u>AmBank Islamic Berhad</u>		
Profit income	<u>250,639</u>	<u>206,188</u>
<b>(ii) Significant related party balances</b>		
<u>AmBank Islamic Berhad</u>		
Cash at banks	<u>9,058,415</u>	<u>5,941,108</u>

**10. TAXATION**

Income tax payable is calculated on Shariah-compliant investment income less deduction for permitted expenses as provided under Section 63B of the Income Tax Act, 1967.

**NOTES TO THE FINANCIAL STATEMENTS  
FOR THE FINANCIAL YEAR ENDED 30 SEPTEMBER 2024**

**10. TAXATION (CONT'D.)**

A reconciliation of income tax expense applicable to net income before taxation at the statutory income tax rate to income tax expense at the effective income tax rate of the Fund is as follows:

	<b>2024</b>	<b>2023</b>
	<b>RM</b>	<b>RM</b>
Net income before taxation	<u>4,840,936</u>	<u>4,686,100</u>
Taxation at Malaysian statutory rate of 24% (2023: 24%)	1,161,825	1,124,664
Tax effects of:		
Income not subject to tax	(1,426,910)	(1,313,837)
Losses not allowed for tax deduction	31,206	1,155
Restriction on tax deductible expenses for unit trust fund	193,316	154,665
Non-permitted expenses for tax purposes	19,083	16,168
Permitted expenses not used and not available for future financial years	<u>21,480</u>	<u>17,185</u>
Tax expense for the financial year	<u>-</u>	<u>-</u>

**11. DISTRIBUTIONS**

Details of distributions to unit holders for the current and previous financial years are as follows:

	<b>2024</b>	<b>2023</b>
	<b>RM</b>	<b>RM</b>
Gross distributions per unit (sen)	<u>0.6315</u>	<u>1.7500</u>
Net distributions per unit (sen)	<u>0.6315</u>	<u>1.7500</u>

**Financial year ended 30 September 2024**

<b>Distribution Ex-date</b>	<b>Gross distribution per unit RM (sen)</b>	<b>Net distribution per unit RM (sen)</b>	<b>Total distribution RM</b>
15 May 2024	<u>0.6315</u>	<u>0.6315</u>	<u>402,321</u>

**NOTES TO THE FINANCIAL STATEMENTS  
FOR THE FINANCIAL YEAR ENDED 30 SEPTEMBER 2024**

**11. DISTRIBUTIONS (CONT'D.)**

Details of distributions to unit holders for the current and previous financial years are as follows:  
(cont'd.)

**Financial year ended 30 September 2023**

<b>Distributions Ex-date</b>	<b>Gross distributions per unit RM (sen)</b>	<b>Net distributions per unit RM (sen)</b>	<b>Total distributions RM</b>
27 March 2023	1.2300	1.2300	676,877
22 September 2023	0.5200	0.5200	260,244
	<u>1.7500</u>	<u>1.7500</u>	<u>937,121</u>

Gross distribution per unit is derived from gross realised income less expenses divided by the number of units in circulation, while net distribution per unit is derived from gross realised income less expenses and taxation divided by the number of units in circulation.

Distribution during the current financial year was sourced from realised income. There was no distribution out of capital.

**12. TOTAL EXPENSE RATIO (“TER”)**

The Fund’s TER is as follows:

	<b>2024 % p.a.</b>	<b>2023 % p.a.</b>
Manager’s fee	1.00	1.00
Trustee’s fee	0.07	0.07
Fund’s other expenses	0.03	0.04
Total TER	<u>1.10</u>	<u>1.11</u>

The TER of the Fund is the ratio of the sum of fees and expenses incurred by the Fund to the average NAV of the Fund calculated on a daily basis.

**13. PORTFOLIO TURNOVER RATIO (“PTR”)**

The PTR of the Fund, which is the ratio of average total acquisitions and disposals of Shariah-compliant investments to the average NAV of the Fund calculated on a daily basis, is 0.65 times (2023: 0.76 times).



**NOTES TO THE FINANCIAL STATEMENTS  
FOR THE FINANCIAL YEAR ENDED 30 SEPTEMBER 2024**

**14. SEGMENTAL REPORTING**

In accordance with the objective of the Fund, substantially all of the Fund's Shariah-compliant investments are made in the form of Shariah-compliant fixed income securities in Malaysia. The Manager is of the opinion that the risk and rewards from these Shariah-compliant investments are not individually or segmentally distinct and hence, the Fund does not have a separately identifiable business or geographical segments.

**15. TRANSACTIONS WITH BROKERS**

Details of transactions with brokers for the financial year ended 30 September 2024 are as follows:

<b>Brokers</b>	<b>Transactions value</b>	
	<b>RM</b>	<b>%</b>
Malayan Banking Berhad	23,669,734	20.62
CIMB Bank Berhad	18,396,992	16.03
CIMB Islamic Bank Berhad	15,790,598	13.76
RHB Investment Bank Berhad	13,490,482	11.75
United Overseas Bank (Malaysia) Bhd.	13,172,232	11.48
Affin Hwang Investment Bank Berhad	10,015,553	8.73
Bank Islam Malaysia Berhad	10,000,000	8.71
Hong Leong Bank Berhad	5,237,532	4.56
AmBank Islamic Berhad*	5,000,000	4.36
Total	<u>114,773,123</u>	<u>100.00</u>

\* A financial institution related to the Manager.

The Manager is of the opinion that the above transactions have been entered in the normal course of business and have been established under terms that are no less favourable than those arranged with independent third parties.

The above transactions are in respect of Shariah-compliant fixed income instruments. Transactions in these Shariah-compliant investments do not involve any commission or brokerage fee.

**16. FINANCIAL INSTRUMENTS**

**(a) Classification of financial instruments**

The accounting policies in Note 3 describe how the classes of financial instruments are measured, and how income and expenses, including fair value gains and losses, are recognised. The following table analyses the financial assets and liabilities of the Fund in the statement of financial position by the class of financial instruments to which they are assigned, and therefore by the measurement basis.

**NOTES TO THE FINANCIAL STATEMENTS  
FOR THE FINANCIAL YEAR ENDED 30 SEPTEMBER 2024**

**16. FINANCIAL INSTRUMENTS (CONT'D.)**

**(a) Classification of financial instruments (cont'd.)**

	Financial assets at FVTPL RM	Financial assets at amortised cost RM	Financial liabilities at amortised cost RM	Total RM
<b>2024</b>				
<b>Financial assets</b>				
Shariah-compliant investments	121,232,989	-	-	121,232,989
Cash at banks	-	9,059,487	-	9,059,487
<b>Total financial assets</b>	<b>121,232,989</b>	<b>9,059,487</b>	<b>-</b>	<b>130,292,476</b>
<b>Financial liabilities</b>				
Amount due to Manager	-	-	174,270	174,270
Amount due to Trustee	-	-	7,372	7,372
<b>Total financial liabilities</b>	<b>-</b>	<b>-</b>	<b>181,642</b>	<b>181,642</b>
<b>2023</b>				
<b>Financial assets</b>				
Shariah-compliant investments	59,074,177	-	-	59,074,177
Amount due from Manager	-	371,347	-	371,347
Other receivables	207,875	-	-	207,875
Cash at banks	-	5,942,208	-	5,942,208
<b>Total financial assets</b>	<b>59,282,052</b>	<b>6,313,555</b>	<b>-</b>	<b>65,595,607</b>
<b>Financial liabilities</b>				
Amount due to Manager	-	-	2,484,696	2,484,696
Amount due to Trustee	-	-	3,720	3,720
<b>Total financial liabilities</b>	<b>-</b>	<b>-</b>	<b>2,488,416</b>	<b>2,488,416</b>
<b>Income, expenses, gains and losses</b>				
<b>2024</b>				
<b>2023</b>				
<b>RM</b>				
<b>RM</b>				
Net gains from financial assets at FVTPL			2,038,054	2,329,409
Income, of which derived from:				
– Profit income from financial assets at FVTPL			3,456,108	2,916,870
– Profit income from financial assets at amortised cost			321,268	223,229

**NOTES TO THE FINANCIAL STATEMENTS  
FOR THE FINANCIAL YEAR ENDED 30 SEPTEMBER 2024**

**16. FINANCIAL INSTRUMENTS (CONT'D.)**

**(b) Financial instruments that are carried at fair value**

The Fund's financial assets and liabilities are carried at fair value.

The Fund uses the following hierarchy for determining and disclosing the fair value of financial instruments by valuation technique:

Level 1: quoted (unadjusted) prices in active markets for identical assets or liabilities;

Level 2: other techniques for which all inputs which have a significant effect on the recorded fair value are observable; either directly or indirectly; or

Level 3: techniques which use inputs which have a significant effect on the recorded fair value that are not based on observable market data.

The following table shows an analysis of financial instruments recorded at fair value by the level of the fair value hierarchy:

	Level 1 RM	Level 2 RM	Level 3 RM	Total RM
<b>2024</b>				
Financial assets at FVTPL	-	121,232,989	-	121,232,989
<b>2023</b>				
Financial assets at FVTPL	-	59,074,177	-	59,074,177

**(c) Financial instruments that are not carried at fair value and whose carrying amounts are reasonable approximation of fair value**

The following are classes of financial instruments that are not carried at fair value and whose carrying amounts are reasonable approximation of fair value due to their short period to maturity or short credit period:

- Amount due from/to Manager
- Cash at banks
- Amount due to Trustee

There are no financial instruments which are not carried at fair value and whose carrying amounts are not reasonable approximation of their respective fair value.

**NOTES TO THE FINANCIAL STATEMENTS  
FOR THE FINANCIAL YEAR ENDED 30 SEPTEMBER 2024**

**17. FINANCIAL RISK MANAGEMENT OBJECTIVES AND POLICIES**

The Fund is exposed to a variety of risks that include market risk, credit risk, liquidity risk, single issuer risk, regulatory risk, management risk, non-compliance risk and Shariah non-compliance risk.

Risk management is carried out by closely monitoring, measuring and mitigating the above said risks, careful selection of Shariah-compliant investment coupled with stringent compliance to Shariah-compliant investment restrictions as stipulated by the Capital Markets and Services Act 2007, Securities Commission Malaysia's Guidelines on Unit Trust Funds, Securities Commission Malaysia's Guidelines on Islamic Capital Market Products and Services and the Deeds as the backbone of risk management of the Fund.

**(a) Market risk**

The Fund's principal exposure to market risk arises primarily due to changes in the market environment, global economic and geo-political developments.

The Fund's market risk is affected primarily by the following risks:

**(i) Rate of return risk**

Rate of return risk will affect the value of the Fund's Shariah-compliant investments, given the rate of return movements, which are influenced by regional and local economic developments as well as political developments.

Domestic profit rates on Shariah-compliant deposits and placements with licensed financial institutions are determined based on prevailing market rates.

The result below summarised the rate of return sensitivity of the Fund's NAV, or theoretical value due to the parallel movement assumption of the yield curve by +100bps and -100bps respectively:

Parallel shift in yield curve by:	Sensitivity of the Fund's NAV, or theoretical value	
	2024 RM	2023 RM
+100bps	(5,756,768)	(2,904,982)
-100bps	5,896,625	3,355,424

**NOTES TO THE FINANCIAL STATEMENTS  
FOR THE FINANCIAL YEAR ENDED 30 SEPTEMBER 2024**

**17. FINANCIAL RISK MANAGEMENT OBJECTIVES AND POLICIES (CONT'D.)**

**(b) Credit risk**

Credit risk is the risk that the counterparty to a financial instrument will cause a financial loss to the Fund by failing to discharge an obligation. The Fund can invest up to 100% of the NAV in Shariah-compliant fixed income instruments. As such the Fund would be exposed to the risk of sukuk issuers and licensed financial institutions defaulting on its repayment obligations which in turn would affect the NAV of the Fund.

**(i) Credit quality of financial assets**

The following table analyses the Fund's portfolio of debt securities by rating category as at 30 September 2024 and 30 September 2023:

<b>Credit rating</b>	<b>RM</b>	<b>As a % of debt securities</b>	<b>As a % of NAV</b>
<b>2024</b>			
AAA	20,138,764	16.61	15.48
AA	59,787,078	49.31	45.95
A	32,388,113	26.72	24.90
NR	8,919,034	7.36	6.86
	<u>121,232,989</u>	<u>100.00</u>	<u>93.19</u>
<b>2023</b>			
AA	29,159,059	49.36	46.22
A	19,731,482	33.40	31.27
NR	10,183,636	17.24	16.14
	<u>59,074,177</u>	<u>100.00</u>	<u>93.63</u>

Cash at banks are held for liquidity purposes and are not exposed to significant credit risk.

**NOTES TO THE FINANCIAL STATEMENTS  
FOR THE FINANCIAL YEAR ENDED 30 SEPTEMBER 2024**

**17. FINANCIAL RISK MANAGEMENT OBJECTIVES AND POLICIES (CONT'D.)**

**(b) Credit risk (cont'd.)**

**(ii) Credit risk concentration**

Concentration of risk is monitored and managed based on sectorial distribution. The table below analyses the Fund's portfolio of Islamic debt securities by sectorial distribution as at 30 September 2024 and 30 September 2023:

<b>Sector</b>	<b>RM</b>	<b>As a % of debt securities</b>	<b>As a % of NAV</b>
<b>2024</b>			
Consumer discretionary	10,061,248	8.30	7.73
Energy and utilities	19,027,875	15.69	14.63
Financial services	54,849,477	45.24	42.16
Health care and social work	3,075,349	2.54	2.36
Industrials	5,001,588	4.13	3.85
Public administration	14,180,925	11.70	10.90
Real estate	11,214,660	9.25	8.62
Transportation and storage	3,821,867	3.15	2.94
	<u>121,232,989</u>	<u>100.00</u>	<u>93.19</u>
<b>2023</b>			
Consumer discretionary	4,708,082	7.97	7.46
Energy and utilities	17,081,407	28.91	27.08
Financial services	4,481,061	7.58	7.10
Industrials	4,935,997	8.36	7.82
Public administration	10,183,636	17.24	16.14
Real estate	13,982,317	23.67	22.16
Transportation and storage	3,701,677	6.27	5.87
	<u>59,074,177</u>	<u>100.00</u>	<u>93.63</u>

**(c) Liquidity risk**

Liquidity risk is defined as the risk that the Fund will encounter difficulty in meeting obligations associated with financial liabilities that are settled by delivering cash or another financial assets. Exposure to liquidity risk arises because of the possibility that the Fund could be required to pay its financial liabilities or redeem its units earlier than expected. This is also the risk of the Fund experiencing large redemptions, when the Investment Manager could be forced to sell large volumes of its holdings at unfavourable prices to meet redemption requirements.

The Fund maintains sufficient level of liquid assets, after consultation with the Trustee, to meet anticipated payments and cancellations of units by unit holders. Liquid assets comprise of cash at banks, Shariah-compliant deposits with licensed financial institutions and other instruments, which are capable of being converted into cash within 5 to 7 days. The Fund's policy is to always maintain a prudent level of liquid assets so as to reduce liquidity risk.

The Fund's financial liabilities have contractual maturities of not more than six months.

**NOTES TO THE FINANCIAL STATEMENTS  
FOR THE FINANCIAL YEAR ENDED 30 SEPTEMBER 2024**

**17. FINANCIAL RISK MANAGEMENT OBJECTIVES AND POLICIES (CONT'D.)**

**(c) Liquidity risk (cont'd.)**

The following table presents the undiscounted contractual cash flows from different financial assets and financial liabilities classes in the Fund:

	<b>Contractual cash flows (undiscounted)</b>					
	<b>0 – 1 year RM</b>	<b>1 – 2 years RM</b>	<b>2 – 3 years RM</b>	<b>3 – 4 years RM</b>	<b>4 – 5 years RM</b>	<b>More than 5 years RM</b>
<b>2024</b>						
<b>Financial assets</b>						
Shariah-compliant investments	19,935,706	6,647,550	14,370,922	10,719,801	26,642,116	74,869,885
Cash at banks	9,059,487	-	-	-	-	-
<b>Total financial assets</b>	<b>28,995,193</b>	<b>6,647,550</b>	<b>14,370,922</b>	<b>10,719,801</b>	<b>26,642,116</b>	<b>74,869,885</b>
<b>Financial liabilities</b>						
Amount due to Manager	174,270	-	-	-	-	-
Amount due to Trustee	7,372	-	-	-	-	-
<b>Total financial liabilities</b>	<b>181,642</b>	<b>-</b>	<b>-</b>	<b>-</b>	<b>-</b>	<b>-</b>

**NOTES TO THE FINANCIAL STATEMENTS  
FOR THE FINANCIAL YEAR ENDED 30 SEPTEMBER 2024**

**17. FINANCIAL RISK MANAGEMENT OBJECTIVES AND POLICIES (CONT'D.)**

**(c) Liquidity risk (cont'd.)**

The following table presents the undiscounted contractual cash flows from different financial assets and financial liabilities classes in the Fund: (cont'd.)

	<b>Contractual cash flows (undiscounted)</b>					
	<b>0 – 1 year RM</b>	<b>1 – 2 years RM</b>	<b>2 – 3 years RM</b>	<b>3 – 4 years RM</b>	<b>4 – 5 years RM</b>	<b>More than 5 years RM</b>
<b>2023</b>						
<b>Financial assets</b>						
Shariah-compliant investments	3,000,959	7,688,441	12,506,980	7,418,158	8,416,986	38,587,868
Amount due from Manager	371,347	-	-	-	-	-
Other receivables	207,875	-	-	-	-	-
Cash at banks	5,942,208	-	-	-	-	-
<b>Total financial assets</b>	<b>9,522,389</b>	<b>7,688,441</b>	<b>12,506,980</b>	<b>7,418,158</b>	<b>8,416,986</b>	<b>38,587,868</b>
<b>Financial liabilities</b>						
Amount due to Manager	2,484,696	-	-	-	-	-
Amount due to Trustee	3,720	-	-	-	-	-
<b>Total financial liabilities</b>	<b>2,488,416</b>	<b>-</b>	<b>-</b>	<b>-</b>	<b>-</b>	<b>-</b>



**NOTES TO THE FINANCIAL STATEMENTS  
FOR THE FINANCIAL YEAR ENDED 30 SEPTEMBER 2024**

**17. FINANCIAL RISK MANAGEMENT OBJECTIVES AND POLICIES (CONT'D.)**

**(d) Single issuer risk**

Internal policy restricts the Fund from investing in securities issued by any issuer of not more than a certain percentage of its NAV. Under such restriction, the risk exposure to the securities of any single issuer is diversified and managed based on internal/external ratings.

**(e) Regulatory risk**

Any changes in national policies and regulations may have effects on the capital market and the NAV of the Fund.

**(f) Management risk**

Poor management of the Fund may cause considerable losses to the Fund that in turn may affect the NAV of the Fund.

**(g) Non-compliance risk**

This is the risk of the Manager or the Trustee not complying with the respective internal policies, the Deeds, securities laws or guidelines issued by the regulators relevant to each party, which may adversely affect the performance of the Fund.

**(h) Shariah non-compliance risk**

This is the risk of the Fund not conforming to Shariah Investment Guidelines. The Shariah Adviser for the Fund would be responsible for ensuring that the Fund is managed and administered in accordance with Shariah Investment Guidelines. Note that as the Fund can only invest in Shariah-compliant instruments, non-compliance may adversely affect the NAV of the Fund when the rectification of non-compliance results in losses.

**18. CAPITAL MANAGEMENT**

The capital of the Fund can vary depending on the demand for creation and cancellation of units to the Fund.

The Fund's objectives for managing capital are:

- (a) To invest in Shariah-compliant investments meeting the description, risk exposure and expected return indicated in its Prospectus;
- (b) To maintain sufficient liquidity to meet the expenses of the Fund, and to meet cancellation requests as they arise; and

**NOTES TO THE FINANCIAL STATEMENTS  
FOR THE FINANCIAL YEAR ENDED 30 SEPTEMBER 2024**

**18. CAPITAL MANAGEMENT (CONT'D.)**

The Fund's objectives for managing capital are: (cont'd.)

- (c) To maintain sufficient fund size to make the operations of the Fund cost-efficient.

No changes were made to the capital management objectives, policies or processes during the current and previous financial years.

## **AmBon Islam**

### **STATEMENT BY THE MANAGER**

I, Goh Wee Peng, being the Director of and on behalf of the Board of Directors of AmFunds Management Berhad (the “Manager”), do hereby state that, in the opinion of the Manager, the accompanying financial statements are drawn up in accordance with Malaysian Financial Reporting Standards and International Financial Reporting Standards so as to give a true and fair view of the financial position of AmBon Islam (the “Fund”) as at 30 September 2024 and of the comprehensive income, the changes in equity and cash flows for the financial year then ended.

For and on behalf of the Manager

**GOH WEE PENG**

Executive Director

Kuala Lumpur, Malaysia

19 November 2024

## **TRUSTEE'S REPORT**

To the unit holders of **AMBON ISLAM** ("Fund"),

We have acted as Trustee of the Fund for the financial year ended 30 September 2024 and we hereby confirm to the best of our knowledge, after having made all reasonable enquiries, AMFUNDS MANAGEMENT BERHAD has operated and managed the Fund during the year covered by these financial statements in accordance with the following:

1. Limitations imposed on the investment powers of the management company under the deed, securities laws and the Guidelines on Unit Trust Funds;
2. Valuation and pricing is carried out in accordance with the deed; and
3. Any creation and cancellation of units are carried out in accordance with the deed and any regulatory requirement.

We are of the opinion that the distribution of income by the Fund is appropriate and reflects the investment objective of the Fund.

For **AMANAHRAYA TRUSTEES BERHAD**

**ZAINUDIN BIN SUHAIMI**

Chief Executive Officer

Date: 13 November 2024

## SHARIAH ADVISER'S REPORT FOR ISLAMIC UNIT TRUST FUND

To the unit holders of AmBon Islam ("Fund"),

We hereby confirm the following:

1. To the best of our knowledge, after having made all reasonable enquiries, AmFunds Management Berhad has operated and managed the Fund during the period covered by these financial statements in accordance with the Shariah principles and requirements and complied with the applicable guidelines, rulings or decisions issued by the Securities Commission Malaysia pertaining to Shariah matters: and
2. The assets of the Fund comprise instruments that have been classified as Shariah-compliant.

For Amanie Advisors Sdn Bhd

---

Tan Sri Dr Mohd Daud Bakar

Executive Chairman

Date: 19 November 2024

## MANAGER'S REPORT

Dear Unitholders,

We are pleased to present you the Manager's report and the audited accounts of AmAl-Amin ("Fund") for the financial year ended 30 September 2024.

### Salient Information of the Fund

<b>Name</b>	AmAl-Amin ("Fund")
<b>Category/Type</b>	Islamic Fixed Income / Income
<b>Objective</b>	AmAl-Amin aims to provide you with a regular stream of "halal" monthly income* by investing in Islamic money market instruments and Sukuk.  <i>Note:</i> <i>Any material change to the investment objective of the Fund would require Unit Holders' approval.</i> <i>* The income could be in the form of units or cash.</i>
<b>Duration</b>	The Fund was established on 26 November 2001 and shall exist for as long as it appears to the Manager and to the Trustee that it is in the interests of unitholders for it to continue. In some circumstances, the unitholders can resolve at a meeting to terminate the Fund.
<b>Performance Benchmark</b>	Malayan Banking Berhad Al-Mudharabah (GIA) 1-Month Rate ("MBB"). (Available at <a href="http://www.aminvest.com">www.aminvest.com</a> / <a href="http://www.maybank2u.com.my">www.maybank2u.com.my</a> )  <i>Note: The benchmark does not imply that the risk profile of the Fund is the same as the risk profile of the benchmark. Investors of the Fund will assume higher risk compared to the benchmark. Hence, the returns of the Fund may be potentially higher due to the higher risk faced by the investors.</i>
<b>Income Distribution Policy</b>	Income is calculated daily and paid monthly within 14 days after the last day of each month or on full redemption.

### Fund Performance Data

<b>Portfolio Composition</b>	Details of portfolio composition of the Fund as at 30 September are as follows:			
		As at 30 September		
		2024 %	2023 %	2022 %
	Corporate sukuk	78.31	63.87	79.79
	Commercial Paper	-	-	1.03
	Money market deposits and cash equivalents	21.69	36.13	19.18
<b>Total</b>	<b>100.00</b>	<b>100.00</b>	<b>100.00</b>	
	<i>Note: The abovementioned percentages are calculated based on total net asset value.</i>			

**Performance Details**

Performance details of the Fund for the financial years ended 30 September are as follows:

	<b>FYE 2024</b>	<b>FYE 2023</b>	<b>FYE 2022</b>
Net asset value (RM)	1,060,687,328	1,088,210,171	1,444,155,216
Units in circulation	1,053,971,040	1,088,254,272	1,453,311,774
Net asset value per unit (RM) <sup>(1)</sup>	1.0064	1.0000	0.9937
Highest net asset value per unit (RM)	1.0064	1.0032	1.0070
Lowest net asset value per unit (RM)	1.0012	1.0000	1.0017
Benchmark performance (%)	2.00	2.01	1.17
Total return (%) <sup>(2)</sup>	3.41	3.08	2.21
- Income distributions (%)	3.41	3.08	2.21
Gross distributions (RM)	34,439,303	34,530,153	34,551,089
Net distributions (RM)	34,439,303	34,530,153	34,551,089
Total expense ratio (%) <sup>(3)</sup>	0.82	0.82	0.80
Portfolio turnover ratio (times) <sup>(4)</sup>	0.28	0.39	0.49

Note:

- (1) With the exemption granted by the authority in relation to determine the unit pricing of the Fund, subscription/redemption price for the unit of the Fund may differ from the NAV per unit stated above.
- (2) Total return is computed based on the income return of the Fund net of all fees.
- (3) Total expense ratio ("TER") is calculated based on the total fees and expenses incurred by the Fund divided by the average fund size calculated on a daily basis.
- (4) Portfolio turnover ratio ("PTR") is calculated based on the average of the total acquisitions and total disposals of investment securities of the Fund divided by the average fund size calculated on a daily basis. The decrease in the PTR for 2024 and 2023 were due mainly to investing activities.

**Average Total Return (as at 30 September 2024)**

	<b>AmAl-Amin<sup>(a)</sup></b> %	<b>MBB<sup>(b)</sup></b> %
One year	3.41	2.00
Three years	2.90	1.72
Five years	2.76	1.57
Ten years	3.01	2.37

**Annual Total Return**

<b>Financial Years Ended (30 September)</b>	<b>AmAl-Amin<sup>(a)</sup></b> %	<b>MBB<sup>(b)</sup></b> %
2024	3.41	2.00
2023	3.08	2.01
2022	2.21	1.17
2021	2.19	1.00
2020	2.88	1.67

(a) Source: Novagni Analytics and Advisory Sdn. Bhd.  
 (b) Malayan Banking Berhad Al-Mudharabah (GIA) 1-Month Rate (“MBB”).  
 (Available at [www.aminvest.com](http://www.aminvest.com) / [www.maybank2u.com.my](http://www.maybank2u.com.my))

The Fund performance is calculated based on the net asset value per unit of the Fund. Average total return of the Fund and its benchmark for a period is computed based on the accumulated return for that period annualised over one year.

**Note: Past performance is not necessarily indicative of future performance and that unit prices and investment returns may go down, as well as up.**

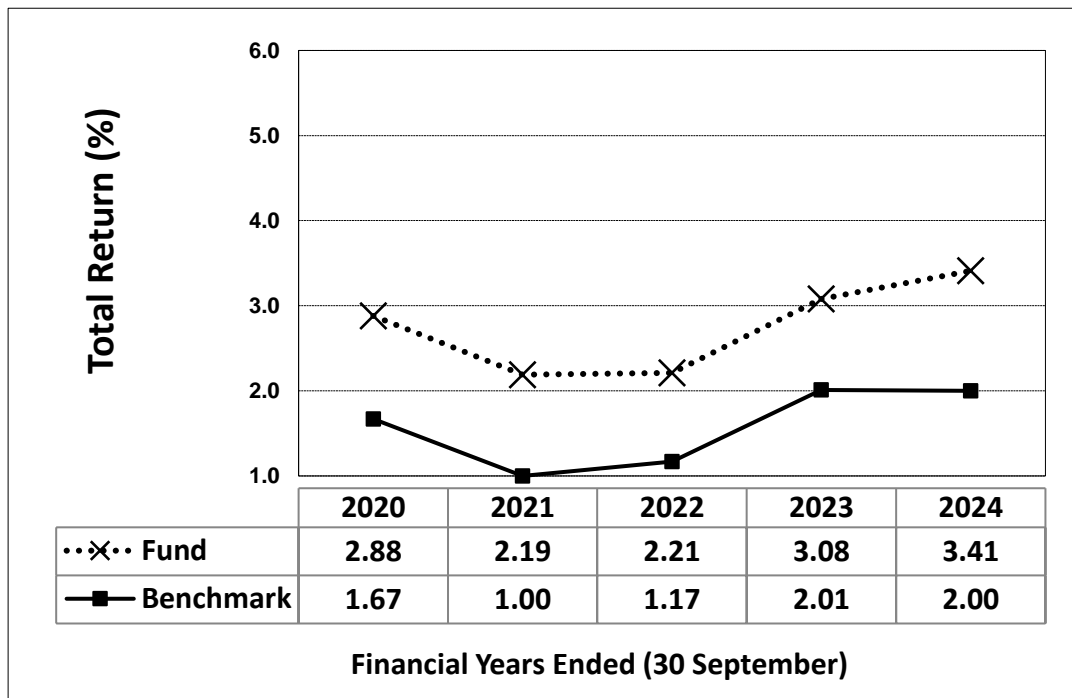
**Fund Performance**

For the financial year under review, the Fund registered a return of 3.41% which is entirely income distributions in nature.

Thus, the Fund’s return of 3.41% has outperformed the benchmark’s return of 2.00% by 1.41%.

As compared with the financial year ended 30 September 2023, the net asset value (“NAV”) per unit of the Fund increased by 0.64% from RM1.000 to RM1.0064, while units in circulation decreased by 3.15% from 1,088,254,272 units to 1,053,971,040 units.

The following line chart shows the comparison between the annual performances of AmAl-Amin and its benchmark, MBB, for the financial years ended 30 September.



**Note: Past performance is not necessarily indicative of future performance and that unit prices and investment returns may go down, as well as up.**



<b>Strategies and Policies Employed</b>	<p>For the financial year under review, The Fund seeks to achieve its objective by investing primarily in RM-denominated high-quality short to medium-term Sukuk and Islamic money markets instruments with the following minimum credit rating:</p> <ul style="list-style-type: none"> <li>i. Short-term credit rating of P2 by RAM or its equivalent as rated by a local or global rating agency; or</li> <li>ii. Long-term credit rating of A3 by RAM or its equivalent as rated by a local or global rating agency.</li> </ul> <p>If the credit rating of the Sukuk and Islamic money markets instruments falls below the above minimum rating, the Fund may dispose of the investment. However, the Fund reserves the right to maintain the investment if the downgrade is a temporary event. The Fund's investments are structured to mature as follows:</p> <ul style="list-style-type: none"> <li>a. At least 10% of the investments within 7 days;</li> <li>b. At least 20% of the investments within 31 days.</li> </ul> <p>With the exception of extraordinary circumstances, the weighted average maturity of the Fund's investments will not exceed one and a half (1.5) years.</p> <p>All income from the investments will be accrued and allocated to Unit Holders on a daily basis in order for the Manager to maintain a stable NAV per unit of RM1.00. However, please note that the Fund is not a capital protected or capital guaranteed fund as defined under the SC Guidelines.</p> <p>The Fund is actively managed. However, the frequency of its trading strategy will depend on investment opportunities.</p>																
<b>Portfolio Structure</b>	<p>The table below is the asset allocation of the Fund as at 30 September 2024 and 30 September 2023.</p> <table border="1" data-bbox="395 1151 1465 1397"> <thead> <tr> <th></th> <th style="text-align: center;">As at 30.09.2024 %</th> <th style="text-align: center;">As at 30.09.2023 %</th> <th style="text-align: center;">Changes %</th> </tr> </thead> <tbody> <tr> <td>Corporate sukuk</td> <td style="text-align: center;">78.31</td> <td style="text-align: center;">63.87</td> <td style="text-align: center;">14.44</td> </tr> <tr> <td>Money market deposits and cash equivalents</td> <td style="text-align: center;">21.69</td> <td style="text-align: center;">36.13</td> <td style="text-align: center;">-14.44</td> </tr> <tr> <td><b>Total</b></td> <td style="text-align: center;"><b>100.00</b></td> <td style="text-align: center;"><b>100.00</b></td> <td></td> </tr> </tbody> </table> <p>For the financial year under review, the Fund's exposure to corporate sukuk increased from 63.87% to 78.31% of its NAV whilst its other money market deposits and cash equivalents have decreased from 36.13% to 21.69% of its NAV.</p>		As at 30.09.2024 %	As at 30.09.2023 %	Changes %	Corporate sukuk	78.31	63.87	14.44	Money market deposits and cash equivalents	21.69	36.13	-14.44	<b>Total</b>	<b>100.00</b>	<b>100.00</b>	
	As at 30.09.2024 %	As at 30.09.2023 %	Changes %														
Corporate sukuk	78.31	63.87	14.44														
Money market deposits and cash equivalents	21.69	36.13	-14.44														
<b>Total</b>	<b>100.00</b>	<b>100.00</b>															
<b>Securities Lending / Repurchase Transactions</b>	<p>The Fund has not undertaken any securities lending or repurchase transactions (collectively referred to as "securities financing transactions").</p>																
<b>Cross Trade</b>	<p>There were no cross trades undertaken during the financial year under review.</p>																
<b>Distribution/ Unit splits</b>	<p>The Fund distributes the entire income on a monthly basis. For the financial year under review, the Fund has distributed income amounting to RM34,439,303 and there is no unit split declared.</p>																
<b>State of Affairs</b>	<p>There has been neither significant change to the state of affairs of the Fund nor any circumstances that materially affect any interests of the unitholders during the financial year under review.</p>																

<b>Rebates and Soft Commission</b>	During the year, the management company did not receive soft commissions by virtue of transactions conducted for the Fund.
<b>Market Review</b>	<p>Malaysia's bond market sentiments took a hit in October 2023, amid the backdrop of (1) a global bond market rout as both 10-year and 30-year United States (US) Treasuries (UST) touched the 5.00% psychological level and (2) concerns over Malaysian government bond supply following the announcement of large refinancing for long-term funding. As a result, the local bond market saw yields rising, effectively bringing Malaysia Government Securities (MGS) yields back to levels observed at the beginning of the year. Local bond market improved in November tracking UST curve's bull-flattening move driven by below-consensus economic data and the unwinding of stretched bond bearish positions. The 10-year MGS yield fell 28 bps to 3.82% in November 2023, fully recovering the losses in October 2023. Malaysia bond market rally extended in December 2023 albeit at a lower magnitude as global rates continue to decline. Over the month, the MGS curve bull-flattened with yields declined by 3-10 bps across the curve led by the 7-year MGS. The improved local bond sentiment was also seen in the sovereign bond auctions, as the re-openings of the 5-year and 10-year MGS auction both drew impressive bid-to-cover (BTC) ratios of 2.74x and 2.21x, respectively.</p> <p>In 2024, Malaysia bond market started the year with a sell-off amid profit taking activities. Local bond market traded weaker in early February as risk-off sentiment emerged in global rate after strong US jobs data and higher-than-expected US inflation prints forced US Feds to push back on dovish market expectations. Malaysian bond market was trading in a tight range of 4-9bps in March 2024. In April 2024, Malaysian bond market underperformed, in tandem with the sell-off in UST as sticky inflation and a resilient labor market have given more reasons for the US Fed to stand pat on key rates. Apart from that, thin market liquidity and rising geopolitical risk in the Middle East also dented local bond market sentiment. In May 2024, Malaysian bond market strengthened driven primarily by lower-than-expected US Job data released at the beginning of the month and dovish tone from the US Fed in its post-FOMC meeting speech. BNM also maintained the Overnight Policy Rate at 3.00% during policy meeting with a neutral monetary stance. Overall, the MGS curve bull-flattened in May 2024 with yields declined by 2-12bps on a month-on-month (MoM) basis. In June 2024, Malaysian bond market further strengthened driven by similar movement in the UST as the US economic data showed some signs of moderating inflation. The MGS curve experienced a bull steepening in June 2024, with yields declining by 1-6 basis points on a MoM basis, led by the 3-year and 7-year. In July 2024, the Malaysian bond market strengthened as it was influenced by similar bullish sentiment in UST on continued disinflation and signs of a tighter labour market. The MGS curve continued bull steepening more strongly than the previous month, with yields declining by 15bps on MoM basis for the 3-year, 5-year, 7-year and 10-year tenures. The ultra-long 20-year and 30-year MGS also rallied with yields falling in the mid- to high- single digit. In August 2024, MGS saw yields rise marginally across the curve, despite the lowering of yields in the UST curve. Much of the movement in the US reflects the expectation of a rate cut heightens in the US while the marginal shift in local MGS curve reflects the absence of local catalyst following a rally in July. In September, MGS yields fell across the curve, in tandem with lowering yields in the UST. In terms of curve movement, MGS curve bull-flattened with rates fallen from 2-6 bps MoM on the long to ultra long-end of the curve, whilst the UST curve bull-steepened with yields lowered by 23-49 bps MoM on the short-end of the curve.</p>

<b>Market Outlook</b>	<p>With the US Federal Reserve initiating a rate-cutting cycle, we anticipate increased foreign inflows into the domestic bond market, driven by expectations of currency appreciation. Bond yields are likely to remain well-supported, with any corrections expected to be short-lived due to strong demand and liquidity.</p> <p>Despite the domestic bond market rallying since the start of the year, we maintain a positive outlook as we enter into the 4th quarter of 2024. Strong market liquidity and sustained demand for bonds, coupled with an extended pause in the Overnight Policy Rate (OPR) by Bank Negara Malaysia (BNM), support this bullish sentiment.</p>
-----------------------	--

Kuala Lumpur, Malaysia  
AmFunds Management Berhad

19 November 2024

## **Independent auditors' report to the unit holders of AmAl-Amin**

### **Report on the audit of the financial statements**

#### *Opinion*

We have audited the financial statements of AmAl-Amin (the "Fund"), which comprise the statement of financial position as at 30 September 2024, and statement of comprehensive income, statement of changes in equity and statement of cash flows of the Fund for the financial year then ended, and notes to the financial statements, including material accounting policy information, as set out on pages 101 to 134.

In our opinion, the accompanying financial statements give a true and fair view of the financial position of the Fund as at 30 September 2024, and of its financial performance and cash flows for the financial year then ended in accordance with Malaysian Financial Reporting Standards and International Financial Reporting Standards.

#### *Basis for opinion*

We conducted our audit in accordance with approved standards on auditing in Malaysia and International Standards on Auditing. Our responsibilities under those standards are further described in the *Auditors' responsibilities for the audit of the financial statements* section of our report. We believe that the audit evidence we have obtained is sufficient and appropriate to provide a basis for our audit opinion.

#### *Independence and other ethical responsibilities*

We are independent of the Fund in accordance with the By-Laws (on Professional Ethics, Conduct and Practice) of the Malaysian Institute of Accountants ("By-Laws") and the International Code of Ethics for Professional Accountants (including International Independence Standards) ("IESBA Code"), and we have fulfilled our other ethical responsibilities in accordance with the By-Laws and the IESBA Code.

#### *Information other than the financial statements and auditors' report thereon*

The Manager of the Fund (the "Manager") is responsible for the other information. The other information comprises the information included in the annual report of the Fund, but does not include the financial statements of the Fund and our auditors' report thereon.

Our opinion on the financial statements of the Fund does not cover the other information and we do not express any form of assurance conclusion thereon.

## **Independent auditors' report to the unit holders of AmAl-Amin (cont'd.)**

### *Information other than the financial statements and auditors' report thereon (cont'd.)*

In connection with our audit of the financial statements of the Fund, our responsibility is to read the other information and, in doing so, consider whether the other information is materially inconsistent with the financial statements of the Fund or our knowledge obtained in the audit or otherwise appears to be materially misstated.

If, based on the work we have performed, we conclude that there is a material misstatement of this other information, we are required to report the fact. We have nothing to report in this regard.

### *Responsibilities of the Manager and the Trustee for the financial statements*

The Manager is responsible for the preparation of the financial statements of the Fund that give a true and fair view in accordance with Malaysian Financial Reporting Standards and International Financial Reporting Standards. The Manager is also responsible for such internal control as the Manager determines is necessary to enable the preparation of financial statements of the Fund that are free from material misstatement, whether due to fraud or error.

In preparing the financial statements of the Fund, the Manager is responsible for assessing the Fund's ability to continue as a going concern, disclosing, as applicable, matters related to going concern and using the going concern basis of accounting unless the Manager either intends to liquidate the Fund or to cease operations, or has no realistic alternative but to do so.

The Trustee is responsible for overseeing the Fund's financial reporting process. The Trustee is also responsible for ensuring that the Manager maintains proper accounting and other records as are necessary to enable true and fair presentation of these financial statements.

### *Auditors' responsibilities for the audit of the financial statements*

Our objectives are to obtain reasonable assurance about whether the financial statements of the Fund as a whole are free from material misstatement, whether due to fraud or error, and to issue an auditors' report that includes our opinion. Reasonable assurance is a high level of assurance, but is not a guarantee that an audit conducted in accordance with approved standards on auditing in Malaysia and International Standards on Auditing will always detect a material misstatement when it exists. Misstatements can arise from fraud or error and are considered material if, individually or in the aggregate, they could reasonably be expected to influence the economic decisions of users taken on the basis of these financial statements.

**Independent auditors' report to the unit holders of  
AmAl-Amin (cont'd.)**

*Auditors' responsibilities for the audit of the financial statements (cont'd.)*

As part of an audit in accordance with the approved standards on auditing in Malaysia and International Standards on Auditing, we exercise professional judgment and maintain professional skepticism throughout the audit. We also:

- Identify and assess the risks of material misstatement of the financial statements of the Fund whether due to fraud or error, design and perform audit procedures responsive to those risks, and obtain audit evidence that is sufficient and appropriate to provide a basis for our opinion. The risk of not detecting a material misstatement resulting from fraud is higher than for one resulting from error, as fraud may involve collusion, forgery, intentional omissions, misrepresentations, or the override of internal control.
- Obtain an understanding of internal control relevant to the audit in order to design audit procedures that are appropriate in the circumstances, but not for the purpose of expressing an opinion on the effectiveness of the Fund's internal control.
- Evaluate the appropriateness of accounting policies used and the reasonableness of accounting estimates and related disclosures made by the Manager.
- Conclude on the appropriateness of the Manager's use of the going concern basis of accounting and, based on the audit evidence obtained, whether a material uncertainty exists related to events or conditions that may cast significant doubt on the Fund's ability to continue as a going concern. If we conclude that a material uncertainty exists, we are required to draw attention in our auditors' report to the related disclosures in the financial statements of the Fund or, if such disclosures are inadequate, to modify our opinion. Our conclusions are based on the audit evidence obtained up to the date of our auditors' report. However, future events or conditions may cause the Fund to cease to continue as a going concern.
- Evaluate the overall presentation, structure and content of the financial statements of the Fund, including the disclosures, and whether the financial statements of the Fund represent the underlying transactions and events in a manner that achieves fair presentation.

We communicate with the Manager regarding, among other matters, the planned scope and timing of the audit and significant audit findings, including any significant deficiencies in internal control that we identify during our audit.

**Independent auditors' report to the unit holders of  
AmAl-Amin (cont'd.)**

**Other matters**

This report is made solely to the unit holders of the Fund, as a body, in accordance with the Guidelines on Unit Trust Funds issued by the Securities Commission Malaysia and for no other purpose. We do not assume responsibility to any other person for the content of this report.

Ernst & Young PLT  
202006000003 (LLP0022760-LCA) & AF 0039  
Chartered Accountants

Ng Sue Ean  
No. 03276/07/2026 J  
Chartered Accountant

Kuala Lumpur, Malaysia  
19 November 2024

**AmAl-Amin**

**STATEMENT OF FINANCIAL POSITION  
AS AT 30 SEPTEMBER 2024**

	Note	2024 RM	2023 RM
<b>ASSETS</b>			
Shariah-compliant investments	4	830,577,550	695,050,200
Profit receivables		7,296,878	6,714,389
Shariah-compliant deposits with licensed financial institutions	5	180,408,397	205,210,329
Cash at banks		46,315,775	184,474,707
<b>TOTAL ASSETS</b>		<u>1,064,598,600</u>	<u>1,091,449,625</u>
<b>LIABILITIES</b>			
Amount due to Manager	6	756,577	657,509
Amount due to Trustee	7	64,158	55,867
Distribution payable		3,076,414	2,511,194
Sundry payables and accruals		14,123	14,884
<b>TOTAL LIABILITIES</b>		<u>3,911,272</u>	<u>3,239,454</u>
<b>NET ASSET VALUE (“NAV”) OF THE FUND</b>		<u>1,060,687,328</u>	<u>1,088,210,171</u>
<b>EQUITY</b>			
Unit holders’ capital	9(a)	1,053,971,040	1,088,254,272
Retained earnings/(Accumulated losses)	9(b)(c)	6,716,288	(1,465,813)
Fair value reserve	9(d)	-	92,674
Capital reserve		-	1,329,038
<b>NET ASSETS ATTRIBUTABLE TO UNIT HOLDERS</b>	9,10	<u>1,060,687,328</u>	<u>1,088,210,171</u>
<b>UNITS IN CIRCULATION</b>	9(a)	<u>1,053,971,040</u>	<u>1,088,254,272</u>
<b>NAV PER UNIT (RM)</b>		<u>1.0064</u>	<u>1.0000</u>

*The accompanying notes form an integral part of the financial statements.*



**AmAl-Amin**

**STATEMENT OF COMPREHENSIVE INCOME  
FOR THE FINANCIAL YEAR ENDED 30 SEPTEMBER 2024**

	Note	2024 RM	2023 RM
<b>SHARIAH-COMPLIANT INVESTMENT INCOME</b>			
Profit income		43,433,736	44,640,435
Net gain/(loss) from Shariah-compliant investments:	8		
– Financial assets at fair value through profit or loss (“FVTPL”)		6,244,365	116,250
– Financial assets at fair value through other comprehensive income (“FVOCI”)		-	(2,053,890)
– Reclassification from other comprehensive income		92,674	-
		<u>49,770,775</u>	<u>42,702,795</u>
<b>EXPENDITURE</b>			
Manager’s fee	6	(7,731,480)	(8,708,943)
Trustee’s fee	7	(721,605)	(812,835)
Audit fee		(8,000)	(8,000)
Tax agent’s fee		(4,100)	(4,100)
Other expenses		(13,224)	(13,829)
		<u>(8,478,409)</u>	<u>(9,547,707)</u>
<b>Net income before taxation</b>		41,292,366	33,155,088
<b>Taxation</b>	12	-	-
<b>Net income after taxation</b>		<u>41,292,366</u>	<u>33,155,088</u>
<b>Other comprehensive income:</b>			
<u>Item that may be reclassified to profit or loss</u>			
– Net gain from Shariah-compliant investments		-	8,433,632
– Change in allowance for expected credit loss		-	(512,470)
– Reclassification to profit or loss on sale of investments		-	2,566,360
– Reclassification to profit or loss		(92,674)	-
		<u>(92,674)</u>	<u>10,487,522</u>
<b>Net income after taxation, representing total comprehensive income for the financial year</b>		<u>41,199,692</u>	<u>43,642,610</u>
Total comprehensive income comprises the following:			
Realised income		35,315,160	32,811,602
Unrealised gains		5,884,532	10,831,008
		<u>41,199,692</u>	<u>43,642,610</u>
<b>Distributions for the financial year</b>			
Net distributions	13	<u>34,439,303</u>	<u>34,530,153</u>

*The accompanying notes form an integral part of the financial statements.*

AmAl-Amin

**STATEMENT OF CHANGES IN EQUITY  
FOR THE FINANCIAL YEAR ENDED 30 SEPTEMBER 2024**

	Note	Unit holders' capital RM	(Accumulated losses)/ Retained earnings RM	Fair value reserve/ (deficit) RM	Capital reserve RM	Total equity RM
At 1 October 2023		1,088,254,272	(1,465,813)	92,674	1,329,038	1,088,210,171
Total comprehensive income for the financial year		-	41,292,366	(92,674)	-	41,199,692
Transfer from capital reserve	9(b)	-	1,329,038	-	(1,329,038)	-
Creation of units	9(a)	1,110,230,700	-	-	-	1,110,230,700
Reinvestment of distributions	9(a)	32,906,539	-	-	-	32,906,539
Cancellation of units	9(a)	(1,177,420,471)	-	-	-	(1,177,420,471)
Distributions	13	-	(34,439,303)	-	-	(34,439,303)
Balance at 30 September 2024		<u>1,053,971,040</u>	<u>6,716,288</u>	<u>-</u>	<u>-</u>	<u>1,060,687,328</u>
At 1 October 2022		1,453,311,774	(2,304,981)	(10,394,848)	3,543,271	1,444,155,216
Total comprehensive income for the financial year		-	33,155,088	10,487,522	-	43,642,610
Transfer from capital reserve		-	2,214,233	-	(2,214,233)	-
Creation of units	9(a)	1,547,830,341	-	-	-	1,547,830,341
Reinvestment of distributions	9(a)	34,012,400	-	-	-	34,012,400
Cancellation of units	9(a)	(1,946,900,243)	-	-	-	(1,946,900,243)
Distributions	13	-	(34,530,153)	-	-	(34,530,153)
Balance at 30 September 2023		<u>1,088,254,272</u>	<u>(1,465,813)</u>	<u>92,674</u>	<u>1,329,038</u>	<u>1,088,210,171</u>

*The accompanying notes form an integral part of the financial statements.*

**AmAl-Amin**

**STATEMENT OF CASH FLOWS  
FOR THE FINANCIAL YEAR ENDED 30 SEPTEMBER 2024**

	Note	2024 RM	2023 RM
<b>CASH FLOWS FROM OPERATING AND INVESTING ACTIVITIES</b>			
Proceeds from sale of Shariah-compliant investments		195,569,000	689,662,850
Proceeds from maturity of Shariah-compliant deposits		20,000,000	-
Purchases of Shariah-compliant investments		(327,729,000)	(215,061,930)
Placements of Shariah-compliant deposits		-	(20,000,000)
Profit received		45,878,262	56,491,329
Manager's fee paid		(7,632,412)	(9,126,466)
Trustee's fee paid		(713,314)	(843,629)
Tax agent's fee paid		(4,100)	(4,100)
Payments for other expenses		(21,984)	(24,924)
Net cash (used in)/generated from operating and investing activities		<u>(74,653,548)</u>	<u>501,093,130</u>
<b>CASH FLOWS FROM FINANCING ACTIVITIES</b>			
Proceeds from creation of units		1,110,230,700	1,547,830,341
Payments for cancellation of units		(1,177,420,471)	(1,946,900,243)
Distributions paid		(967,544)	(1,143,642)
Net cash used in from financing activities		<u>(68,157,315)</u>	<u>(400,213,544)</u>
<b>NET (DECREASE)/INCREASE IN CASH AND CASH EQUIVALENTS</b>		<b>(142,810,863)</b>	<b>100,879,586</b>
<b>CASH AND CASH EQUIVALENTS AT THE BEGINNING OF THE FINANCIAL YEAR</b>		<b><u>369,535,035</u></b>	<b><u>268,655,449</u></b>
<b>CASH AND CASH EQUIVALENTS AT THE END OF THE FINANCIAL YEAR</b>		<b><u>226,724,172</u></b>	<b><u>369,535,035</u></b>
Cash and cash equivalents comprise:			
Short-term Shariah-compliant deposits with licensed financial institutions	5	180,408,397	185,060,328
Cash at banks		46,315,775	184,474,707
		<u>226,724,172</u>	<u>369,535,035</u>

*The accompanying notes form an integral part of the financial statements.*

## AmAl-Amin

### NOTES TO THE FINANCIAL STATEMENTS FOR THE FINANCIAL YEAR ENDED 30 SEPTEMBER 2024

#### 1. GENERAL INFORMATION

AmAl-Amin (the “Fund”) was established pursuant to a Deed dated 30 October 2001 as amended by Deeds supplemental thereto (the “Deeds”), between AmFunds Management Berhad as the Manager, AmanahRaya Trustees Berhad as the Trustee and all unit holders.

The Fund was set up with the objective of providing investors with a regular stream of “halal income”, by investing in Islamic money market and other Islamic debt securities. As provided in the Deeds, the financial year shall end on 30 September and the units in the Fund were first offered for sale on 26 November 2001.

The financial statements were authorised for issue by the Manager on 19 November 2024.

#### 2. BASIS OF PREPARATION OF THE FINANCIAL STATEMENTS

The financial statements of the Fund have been prepared on a historical cost basis, except as otherwise stated in the accounting policies and comply with Malaysian Financial Reporting Standards (“MFRS”) as issued by the Malaysian Accounting Standards Board (“MASB”) and International Financial Reporting Standards (“IFRS”).

##### Standards effective during the financial year

The adoption of the following MFRS and amendments to MFRS which became effective during the financial year did not have any material financial impact to the financial statements.

Description	Effective for financial periods beginning on or after
MFRS 17 <i>Insurance Contracts</i> and Amendments to MFRS 17*	1 January 2023
Initial Application of MFRS 17 and MFRS 9 - <i>Comparative Information</i> (Amendments to MFRS 17 <i>Insurance Contracts</i> )*	1 January 2023
Amendments to MFRS 101 <i>Presentation of Financial Statements: Classification of Liabilities as Current or Non-Current</i>	1 January 2023
Amendments to MFRS 101 <i>Presentation of Financial Statements: Disclosure of Accounting Policies</i>	1 January 2023
Amendments to MFRS 108 <i>Accounting policies, Changes in Accounting Estimates and Errors: Definition of Accounting Estimates</i>	1 January 2023
Amendments to MFRS 112 <i>Income Taxes: Deferred Tax related to Assets and Liabilities arising from a Single Transaction</i>	1 January 2023
Amendments to MFRS 112 <i>Income Taxes: International Tax Reform - Pillar Two Model Rules</i>	1 January 2023

##### Standards issued but not yet effective

The new and amended standards that have been issued but not yet effective up to the date of issuance of the Fund's financial statements are disclosed below. The Fund intends to adopt these new pronouncements, if applicable, when they become effective.

**NOTES TO THE FINANCIAL STATEMENTS  
FOR THE FINANCIAL YEAR ENDED 30 SEPTEMBER 2024**

**2. BASIS OF PREPARATION OF THE FINANCIAL STATEMENTS (CONT'D.)**

Standards issued but not yet effective (cont'd.)

Description	Effective for financial periods beginning on or after
Amendments to MFRS 16 <i>Leases: Lease Liability in a Sale and Leaseback*</i>	1 January 2024
Amendments to MFRS 101 <i>Presentation of Financial Statements: Non-Current Liabilities with Covenants</i>	1 January 2024
Amendments to MFRS 107 <i>Statement of Cash Flows</i> and MFRS 7 <i>Financial Instruments: Disclosures: Supplier Finance Arrangements</i>	1 January 2024
Amendments to MFRS 121 <i>The Effects of Changes in Foreign Exchange Rates: Lack of Exchangeability</i>	1 January 2025
Amendments to MFRS 9 <i>Financial Instruments</i> and MFRS 7 <i>Financial Instruments: Disclosures: Amendments to the Classifications and Measurement of Financial Instruments</i>	1 January 2026
Amendments that are part of Annual Improvements - Volume 11: Amendments to MFRS 1 <i>First-time Adoption of Malaysian Financial Reporting Standards</i>	1 January 2026
Amendments to MFRS 7 <i>Financial Instruments: Disclosures</i>	
Amendments to MFRS 9 <i>Financial Instruments</i>	
Amendments to MFRS 10 <i>Consolidated Financial Statements*</i>	
Amendments to MFRS 107 <i>Statement of Cash Flows</i>	
MFRS 18 <i>Presentation and Disclosure in Financial Statements</i>	1 January 2027
MFRS 19 <i>Subsidiaries without Public Accountability: Disclosures*</i>	1 January 2027
Amendments to MFRS 10 and MFRS 128: <i>Sale or Contribution of Assets between an Investor and its Associate or Joint Venture*</i>	Deferred

\* These MFRS and Amendments to MFRSs are not relevant to the Fund.

**3. SUMMARY OF ACCOUNTING POLICIES**

**3.1 Income recognition**

Income is recognised to the extent that it is probable that the economic benefits will flow to the Fund and the income can be reliably measured. Income is measured at the fair value of consideration received or receivable.

(i) Profit income

For all profit-bearing financial assets, profit income is calculated using the effective profit method. Effective profit rate is the rate that exactly discounts estimated future cash payments or receipts through the expected life of the financial instrument or a shorter period, where appropriate, to the net carrying amount of the financial asset. The calculation takes into account all contractual terms of the financial instrument and includes any fees or incremental costs that are directly attributable to the instrument and are an integral part of the effective profit rate, but not future credit losses.

**NOTES TO THE FINANCIAL STATEMENTS  
FOR THE FINANCIAL YEAR ENDED 30 SEPTEMBER 2024**

**3. SUMMARY OF ACCOUNTING POLICIES (CONT'D.)**

**3.1 Income recognition (cont'd.)**

(i) Profit income (cont'd.)

Once the recorded value of a financial asset or a group of similar financial assets has been reduced due to an impairment loss, profit income continues to be recognised using the rate of return used to discount the future cash flows for the purpose of measuring the impairment loss.

(ii) Gain or loss on disposal of Shariah-compliant investments

On disposal of Shariah-compliant investments, the net realised gain or loss on disposal is measured as the difference between the net disposal proceeds and the carrying amount of the Shariah-compliant investments. The net realised gain or loss is recognised in profit or loss.

**3.2 Income tax**

Current tax assets and liabilities are measured at the amount expected to be recovered from or paid to the tax authorities. The tax rates and tax laws used to compute the amount are those that are enacted or substantively enacted at the reporting date.

Current taxes are recognised in profit or loss except to the extent that the tax relates to items recognised outside profit or loss, either in other comprehensive income or directly in equity.

**3.3 Functional and presentation currency**

Functional currency is the currency of the primary economic environment in which the Fund operates that most faithfully represents the economic effects of the underlying transactions. The functional currency of the Fund is Ringgit Malaysia ("RM") which reflects the currency in which the Fund competes for funds, issues and redeems units. The Fund has also adopted RM as its presentation currency.

**3.4 Statement of cash flows**

The Fund adopts the direct method in the preparation of the statement of cash flows.

Cash and cash equivalents are short-term, highly liquid Shariah-compliant investments that are readily convertible to cash with insignificant risk of changes in value.

**3.5 Distribution**

Distribution is at the discretion of the Manager. A distribution to the Fund's unit holders is accounted for as a deduction from retained earnings and realised income. Realised income is the income earned from profit income and net gain on disposal of Shariah-compliant investments after deducting expenses and taxation. A proposed distribution is recognised as a liability in the period in which it is approved. Distribution is either reinvested or paid in cash to the unit holders on the distribution payment date. Reinvestment of units is based on the NAV per unit on the distribution payment date, which is also the time of creation.

**NOTES TO THE FINANCIAL STATEMENTS  
FOR THE FINANCIAL YEAR ENDED 30 SEPTEMBER 2024**

**3. SUMMARY OF ACCOUNTING POLICIES (CONT'D.)**

**3.6 Unit holders' capital**

The unit holders' capital of the Fund meets the definition of puttable instruments and is classified as equity instruments as it meets all criteria for such classification under MFRS 132 *Financial Instruments: Presentation* ("MFRS 132").

**3.7 Retained earnings**

An amount has been set aside by the Manager that may be applied to make good any losses incurred by the Fund and to meet unit holders' cancellation of units. The amount is based on accumulated realised gain/loss and 0.05% of the units in circulation ("UIC") from the Fund's interest income computed on a daily basis. However, this amount may be varied at the discretion of the Manager.

The amount in the retained earnings set aside by the Manager for the financial year ended 30 September 2024 amounted to RM1,747,240 (2023: RM1,329,038).

**3.8 Financial instruments – initial recognition and measurement**

(i) Initial recognition

Financial assets and financial liabilities are recognised when the Fund becomes a party to the contractual provisions of the instrument. Regular way purchases and sales of financial assets are recognised using trade date accounting or settlement date accounting. The method used is applied consistently for all purchases and sales of financial assets that belong to the same category of financial assets.

(ii) Initial measurement

All financial assets are recognised initially at fair value, in the case of financial assets not recorded at FVTPL, transaction costs that are attributable to the acquisition of the financial asset. All financial liabilities are recognised initially at fair value and, in the case of financial liabilities not recorded at FVTPL, net of directly attributable transaction costs.

(iii) "Day 1" profit or loss

At initial measurement, if the transaction price differs from the fair value, the Fund immediately recognises the difference between the transaction price and fair value (a "Day 1" profit or loss) in profit or loss provided that fair value is evidenced by a quoted price in an active market for an identical asset or liability (i.e. Level 1 input) or based on a valuation technique that uses only data from observable markets. In all other cases, the difference between the transaction price and model value is recognised in profit or loss on a systematic and rational basis that reflects the nature of the instrument over its tenure.

**NOTES TO THE FINANCIAL STATEMENTS  
FOR THE FINANCIAL YEAR ENDED 30 SEPTEMBER 2024**

**3. SUMMARY OF ACCOUNTING POLICIES (CONT'D.)**

**3.9 Financial assets**

*Classification and measurement*

The classification of financial assets depends on the Fund's business model of managing the financial assets in order to generate cash flows ("business model test") and the contractual cash flow characteristics of the financial instruments ("SPPP test"). The business model test determines whether cash flows will result from collecting contractual cash flows, selling the financial assets, or both and the assessment is performed on a portfolio basis. The SPPP test determines whether the contractual cash flows are solely for payments of principal and profit and the assessment is performed on a financial instrument basis.

*Business model*

The business model reflects how the Fund manages the financial assets in order to generate cash flows. That is, whether the Fund's objective is solely to collect the contractual cash flows from the assets, or is to collect both the contractual cash flows and cash flows arising from the sale of assets. If neither of these is applicable (e.g. the financial assets are held for trading purposes), then the financial assets are classified as part of "other" business model. Factors considered by the Fund in determining the business model for a portfolio of assets include past experience on how the cash flows for these assets were collected, how the asset's performance is evaluated and reported to key management personnel, and how risks are assessed and managed. The Fund reclassifies its financial assets if it changes its business model for managing those financial assets.

*Cash flow characteristics*

Where the business model is to hold the financial assets to collect contractual cash flows, or to collect contractual cash flows and sell, the Fund assesses whether the financial assets' contractual cash flows represent solely payment of principal and profit ("SPPP"). In making this assessment, the Fund considers whether the contractual cash flows are consistent with a basic financing arrangement, i.e. profit includes only consideration for time value of money, credit risk, other basic financing risks and a profit margin that is consistent with a basic financing arrangement. Financial assets with embedded derivatives are considered in their entirety when determining whether their cash flows are SPPP.

The Fund may classify its financial assets under the following categories:

*Financial assets at amortised cost*

A financial asset is measured at amortised cost if it is held within a business model whose objective is to hold financial assets in order to collect contractual cash flows and its contractual terms give rise on specified dates to cash flows that are solely payments of principal and profit on the principal amount outstanding. Financial assets include in this category are Shariah-compliant deposits with licensed financial institutions, cash at banks, amount due from Target Fund Manager, amount due from Manager, amount due from brokers/financial institutions, dividend/distribution receivables and other receivables.



**NOTES TO THE FINANCIAL STATEMENTS  
FOR THE FINANCIAL YEAR ENDED 30 SEPTEMBER 2024**

**3. SUMMARY OF ACCOUNTING POLICIES (CONT'D.)**

**3.9 Financial assets (cont'd.)**

Classification and measurement (cont'd.)

The Fund may classify its financial assets under the following categories: (cont'd.)

*Financial assets at FVOCI*

A financial asset is measured at FVOCI if its business model is both to hold the asset to collect contractual cash flows and to sell the financial assets. In addition, the contractual terms of the financial assets give rise on specified dates to cash flows that are solely payments of principal and profit on the outstanding principal.

These Shariah-compliant investments are initially recorded at fair value and transaction costs are expensed in the profit or loss. Subsequent to initial recognition, these Shariah-compliant investments are remeasured at fair value. All fair value adjustments are initially recognised through OCI. Debt instruments at FVOCI are subject to impairment assessment.

*Financial assets at FVTPL*

Any financial assets that are not measured at amortised cost or FVOCI are measured at FVTPL. Subsequent to initial recognition, financial assets at FVTPL are measured at fair value. Changes in the fair value of those financial instruments are recorded in "Net gain or loss on financial assets at FVTPL". Profit earned element of such instrument is recorded in "Profit income".

Instruments that qualify for amortised cost or FVOCI may be irrevocably designated as FVTPL, if doing so eliminates or significantly reduces a measurement or recognition inconsistency. Equity instruments are normally measured at FVTPL, nevertheless, the Fund is allowed to irrevocably designate equity instruments that are not held for trading as FVOCI, with no subsequent reclassification of gains or losses to profit or loss.

**3.10 Financial liabilities – classification and subsequent measurement**

Financial liabilities issued by the Fund are classified as financial liabilities at amortised cost, where the substance of the contractual arrangement results in the Fund having an obligation either to deliver cash or another financial asset to the holders. After initial measurement, financial liabilities are subsequently measured at amortised cost using the effective profit method. Amortised cost is calculated by taking into account any discount or premium on acquisition and fees or costs that are an integral part of the effective profit rate.

**NOTES TO THE FINANCIAL STATEMENTS  
FOR THE FINANCIAL YEAR ENDED 30 SEPTEMBER 2024**

**3. SUMMARY OF ACCOUNTING POLICIES (CONT'D.)**

**3.11 Derecognition of financial instruments**

(i) Derecognition of financial asset

A financial asset (or, where applicable a part of a financial asset or part of a group of similar financial assets) is derecognised when:

- the rights to receive cash flows from the asset have expired, or
- the Fund has transferred its rights to receive cash flows from the asset or has assumed an obligation to pay the received cash flows in full without material delay to a third party under a “pass-through” arrangement; and either:
  - the Fund has transferred substantially all the risks and rewards of the asset, or
  - the Fund has neither transferred nor retained substantially all the risks and rewards of the asset, but has transferred control of the asset.

For Shariah-compliant investments classified as FVOCI - debt instruments, the cumulative fair value change recognised in OCI is recycled to profit or loss.

(ii) Derecognition of financial liability

A financial liability is derecognised when the obligation under the liability is discharged, cancelled or expired. Gains and losses are recognised in profit or loss when the liabilities are recognised, and through the amortisation process.

**3.12 Financial instruments – expected credit losses (“ECL”)**

The Fund assesses the ECL associated with its financial assets at amortised cost using simplified approach. Therefore, the Fund does not track changes in credit risk, but instead recognises a loss allowance based on lifetime ECLs at each reporting date. The ECL in respect of financial assets at amortised cost, if any, is recognised in profit or loss.

Financial assets together with the associated allowance are written off when it has exhausted all practical recovery efforts and there is no realistic prospect of future recovery. The Fund may also write-off financial assets that are still subject to enforcement activity when there is no reasonable expectation of full recovery. If a write-off is later recovered, the recovery is credited to profit or loss.

**3.13 Determination of fair value**

For Shariah-compliant investments in fixed income securities, nominal value is the face value of the securities and fair value is determined based on the indicative prices from Bond Pricing Agency Malaysia Sdn. Bhd. plus accrued profit, which includes the accretion of discount and amortisation of premium. Adjusted cost of Shariah-compliant investments relates to the purchased cost plus accrued profit, adjusted for amortisation of premium and accretion of discount, if any, calculated over the period from the date of acquisition to the date of maturity of the respective securities as approved by the Manager and the Trustee. The difference between purchased/adjusted cost and fair value is treated as unrealised gain or loss and is recognised in profit or loss. Unrealised gains or losses recognised in profit or loss are not distributable in nature.

**NOTES TO THE FINANCIAL STATEMENTS  
FOR THE FINANCIAL YEAR ENDED 30 SEPTEMBER 2024**

**3. SUMMARY OF ACCOUNTING POLICIES (CONT'D.)**

**3.14 Classification of realised and unrealised gains and losses**

Unrealised gains and losses comprise changes in the fair value of financial instruments for the period and from reversal of prior period's unrealised gains and losses for financial instruments which were realised (i.e. sold, redeemed or matured) during the reporting period.

Realised gains and losses on disposals of financial instruments classified at FVTPL are calculated using the weighted average method. They represent the difference between an instrument's initial carrying amount and disposal amount.

**3.15 Significant accounting estimates and judgements**

The preparation of the Fund's financial statements requires the Manager to make judgments, estimates and assumptions that affect the reported amounts of revenues, expenses, assets and liabilities, and the disclosure of contingent liabilities at the reporting date. However, uncertainty about these assumptions and estimates could result in outcomes that could require a material adjustment to the carrying amount of the asset or liability in the future.

The Fund classifies its investments as financial assets at FVTPL during the financial year as the Fund may sell its investments in the short-term for profit-taking or to meet unit holders' cancellation of units.

No major judgments have been made by the Manager in applying the Fund's accounting policies. There are no key assumptions concerning the future and other key sources of estimation uncertainty at the reporting date, that have a significant risk of causing a material adjustment to the carrying amounts of assets and liabilities within the next financial year.

**4. SHARIAH-COMPLIANT INVESTMENTS**

	<b>2024</b>	<b>2023</b>
	<b>RM</b>	<b>RM</b>
<b>Financial assets at FVTPL</b>		
At nominal value:		
Corporate sukuk	<u>820,000,000</u>	<u>135,000,000</u>
At fair value:		
Corporate sukuk	<u>830,577,550</u>	<u>133,742,800</u>
<b>Financial assets at FVOCI</b>		
At nominal value:		
Corporate sukuk	<u>-</u>	<u>555,000,000</u>
At fair value:		
Corporate sukuk	<u>-</u>	<u>561,307,400</u>

**NOTES TO THE FINANCIAL STATEMENTS  
FOR THE FINANCIAL YEAR ENDED 30 SEPTEMBER 2024**

**4. SHARIAH-COMPLIANT INVESTMENTS (CONT'D.)**

Details of Shariah-compliant investments as at 30 September 2024 are as follows:

<b>Maturity date</b>	<b>Issuer</b>	<b>Credit rating</b>	<b>Nominal value RM</b>	<b>Fair value RM</b>	<b>Adjusted cost RM</b>	<b>Fair value as a percentage of NAV %</b>
<b>Financial assets at FVTPL</b>						
<b>Corporate sukuk</b>						
29.11.2024	ANIH Berhad	AA	10,000,000	10,020,900	10,030,046	0.94
13.12.2024	Malaysia Airports Holdings Berhad	AA	5,000,000	5,014,900	5,007,603	0.47
27.02.2025	TG Excellence Berhad	A	100,000,000	99,653,000	99,840,358	9.40
14.03.2025	Tanjung Bin Energy Sdn. Bhd.	AA	10,000,000	10,040,200	9,998,683	0.95
26.03.2025	Bank Islam Malaysia Berhad	A	20,000,000	20,001,400	19,922,556	1.89
23.05.2025	Tanjung Bin Energy Sdn. Bhd.	AA	25,000,000	25,106,750	25,006,211	2.37
04.09.2025	Exsim Capital Resources Berhad	AA	15,000,000	15,013,650	15,018,369	1.42
15.09.2025	Tanjung Bin Energy Sdn. Bhd.	AA	15,000,000	15,126,300	15,131,095	1.43
19.09.2025	UEM Sunrise Berhad	AA	25,000,000	25,295,000	25,109,246	2.38
21.10.2025	Bank Islam Malaysia Berhad	A	45,000,000	44,887,950	44,774,774	4.23
31.10.2025	Malayan Cement Berhad	AA	15,000,000	15,257,550	15,000,000	1.44
12.12.2025	UEM Sunrise Berhad	AA	35,000,000	35,695,800	35,000,000	3.37

**NOTES TO THE FINANCIAL STATEMENTS  
FOR THE FINANCIAL YEAR ENDED 30 SEPTEMBER 2024**

**4. SHARIAH-COMPLIANT INVESTMENTS (CONT'D.)**

Details of Shariah-compliant investments as at 30 September 2024 are as follows: (cont'd.)

Maturity date	Issuer	Credit rating	Nominal value RM	Fair value RM	Adjusted cost RM	Fair value as a percentage of NAV %
<b>Financial assets at FVTPL (cont'd.)</b>						
<b>Corporate sukuk (cont'd.)</b>						
30.01.2026	TNB Western Energy Berhad	AAA	30,000,000	30,500,100	30,619,348	2.87
16.02.2026	UEM Sunrise Berhad	AA	5,000,000	5,033,950	4,982,855	0.47
05.03.2026	UEM Sunrise Berhad	AA	20,000,000	20,441,000	20,185,387	1.93
09.03.2026	Perbadanan Kemajuan Negeri Selangor	AA	35,000,000	35,514,500	35,120,174	3.35
16.03.2026	Tanjung Bin Energy Sdn. Bhd.	AA	15,000,000	15,195,600	15,197,353	1.43
19.03.2026	IJM Land Berhad	A	5,000,000	5,086,700	5,056,235	0.48
13.04.2026	Perbadanan Kemajuan Negeri Selangor	AA	5,000,000	5,080,700	5,028,910	0.48
22.05.2026	Tanjung Bin Energy Sdn. Bhd.	AA	25,000,000	25,302,500	25,017,804	2.39
04.06.2026	Jimah East Power Sdn. Bhd.	AA	20,000,000	20,525,800	20,473,020	1.93
15.06.2026	Bank Muamalat Malaysia Berhad	A	5,000,000	5,046,950	5,036,741	0.48
30.07.2026	TNB Western Energy Berhad	AAA	40,000,000	40,907,600	41,101,580	3.86
28.08.2026	MTT Shipping Sdn. Bhd.	AA	40,000,000	40,401,200	40,165,942	3.81

**NOTES TO THE FINANCIAL STATEMENTS  
FOR THE FINANCIAL YEAR ENDED 30 SEPTEMBER 2024**

**4. SHARIAH-COMPLIANT INVESTMENTS (CONT'D.)**

Details of Shariah-compliant investments as at 30 September 2024 are as follows: (cont'd.)

<b>Maturity date</b>	<b>Issuer</b>	<b>Credit rating</b>	<b>Nominal value RM</b>	<b>Fair value RM</b>	<b>Adjusted cost RM</b>	<b>Fair value as a percentage of NAV %</b>
<b>Financial assets at FVTPL (cont'd.)</b>						
<b>Corporate sukuk (cont'd.)</b>						
15.09.2026	Tanjung Bin Energy Sdn. Bhd.	AA	5,000,000	5,089,300	5,131,233	0.48
25.09.2026	Malayan Banking Berhad	AA	35,000,000	35,058,450	35,086,433	3.30
04.12.2026	Jimah East Power Sdn. Bhd.	AA	10,000,000	10,342,400	10,225,017	0.97
21.12.2026	MBSB Bank Berhad	A	20,000,000	20,516,400	20,482,350	1.93
08.03.2027	AmBank Islamic Berhad*	AA	30,000,000	30,292,800	30,000,000	2.86
19.03.2027	IJM Land Berhad	A	15,000,000	15,374,550	15,290,675	1.45
15.04.2027	MBSB Bank Berhad	A	5,000,000	5,054,250	5,007,293	0.48
30.06.2027	PONSB Capital Berhad	AA	10,000,000	10,319,500	10,000,000	0.97
02.07.2027	Malayan Cement Berhad	AA	10,000,000	10,065,400	10,012,405	0.95
13.08.2027	Malaysian Resources Corporation Berhad	AA	5,000,000	5,006,050	4,898,485	0.47
24.08.2027	Bank Islam Malaysia Berhad	A	15,000,000	15,306,600	15,231,474	1.44
15.09.2027	Tanjung Bin Energy Sdn. Bhd.	AA	25,000,000	25,699,500	25,064,010	2.42
29.10.2027	Eco World Capital Berhad	AA	5,000,000	5,268,850	5,000,000	0.50

**NOTES TO THE FINANCIAL STATEMENTS  
FOR THE FINANCIAL YEAR ENDED 30 SEPTEMBER 2024**

**4. SHARIAH-COMPLIANT INVESTMENTS (CONT'D.)**

Details of Shariah-compliant investments as at 30 September 2024 are as follows: (cont'd.)

<b>Maturity date</b>	<b>Issuer</b>	<b>Credit rating</b>	<b>Nominal value RM</b>	<b>Fair value RM</b>	<b>Adjusted cost RM</b>	<b>Fair value as a percentage of NAV %</b>
<b>Financial assets at FVTPL (cont'd.)</b>						
<b>Corporate sukuk (cont'd.)</b>						
20.04.2028	UMW Holdings Berhad	AA	5,000,000	5,371,500	5,367,355	0.51
10.10.2028	Affin Islamic Bank Berhad	A	15,000,000	15,330,450	15,000,000	1.44
26.10.2028	Perbadanan Kemajuan Negeri Selangor	AA	15,000,000	15,607,500	15,420,978	1.47
22.03.2029	MNRB Holdings Berhad	A	5,000,000	5,100,750	5,000,000	0.48
16.08.2029	AEON Co. (M) Bhd.	AA	10,000,000	10,057,800	10,043,634	0.95
12.12.2029	DRB-HICOM Berhad	AA	10,000,000	10,498,400	10,498,299	0.99
11.07.2031	Perbadanan Kemajuan Negeri Selangor	AA	5,000,000	5,067,100	5,014,320	0.48
<b>Total corporate sukuk</b>			<u>820,000,000</u>	<u>830,577,550</u>	<u>825,598,251</u>	<u>78.31</u>
<b>Total financial assets at FVTPL</b>			<u>820,000,000</u>	<u>830,577,550</u>	<u>825,598,251</u>	<u>78.31</u>
<b>Total Shariah-compliant investments</b>			<u>820,000,000</u>	<u>830,577,550</u>	<u>825,598,251</u>	<u>78.31</u>
<b>Excess of fair value over adjusted cost</b>				<u>4,979,299</u>		

\* A financial institution related to the Manager.

The weighted average effective yield on Shariah-compliant investments are as follows:

	<b>Effective yield</b>	
	<b>2024</b>	<b>2023</b>
	<b>%</b>	<b>%</b>
Corporate sukuk - FVTPL	4.25	5.08
Corporate sukuk - FVOCI	-	4.52

**NOTES TO THE FINANCIAL STATEMENTS  
FOR THE FINANCIAL YEAR ENDED 30 SEPTEMBER 2024**

**4. SHARIAH-COMPLIANT INVESTMENTS (CONT'D.)**

Analysis of the remaining maturities of unquoted Shariah-compliant investments as at 30 September 2024 and 30 September 2023 are as follows:

	Less than 1 year RM	1 year to 5 years RM	More than 5 years RM
<b>2024</b>			
At nominal value:			
Corporate sukuk - FVTPL	225,000,000	580,000,000	15,000,000
<b>2023</b>			
At nominal value:			
Corporate sukuk - FVTPL	5,000,000	130,000,000	-
Corporate sukuk - FVOCI	145,000,000	410,000,000	-

**5. SHARIAH-COMPLIANT DEPOSITS WITH LICENSED FINANCIAL INSTITUTIONS**

	2024 RM	2023 RM
At nominal value:		
Fixed deposits	-	20,000,000
Short-term deposits	180,000,000	185,000,000
	<u>180,000,000</u>	<u>205,000,000</u>
At carrying value:		
Fixed deposits	-	20,150,000
Short-term deposits	180,408,397	185,060,329
	<u>180,408,397</u>	<u>205,210,329</u>

Details of Shariah-compliant deposits with licensed financial institutions for the current financial year are as follows:

Maturity date	Financial institutions	Nominal value RM	Carrying value RM	Carrying value as a percentage of NAV %
<b>Short-term deposits</b>				
02.10.2024	Public Islamic Bank Berhad	55,000,000	55,152,945	5.20
04.10.2024	Public Islamic Bank Berhad	20,000,000	20,051,781	1.89
11.10.2024	Public Islamic Bank Berhad	95,000,000	95,178,027	8.97
05.12.2024	CIMB Islamic Bank Berhad	10,000,000	10,025,644	0.95
		<u>180,000,000</u>	<u>180,408,397</u>	<u>17.01</u>



**NOTES TO THE FINANCIAL STATEMENTS  
FOR THE FINANCIAL YEAR ENDED 30 SEPTEMBER 2024**

**5. SHARIAH-COMPLIANT DEPOSITS WITH LICENSED FINANCIAL INSTITUTIONS (CONT'D.)**

The weighted average effective profit rate and weighted average remaining maturities deposits are as follows:

	Weighted average effective profit rate		Weighted average remaining maturities	
	2024 %	2023 %	2024 Days	2023 Days
Fixed deposits	-	3.65	-	18
Short-term deposits	3.56	3.15	12	13

**6. AMOUNT DUE TO MANAGER**

	2024 RM	2023 RM
<b>Due to Manager</b>		
Manager's fee payable	756,577	657,509

Manager's fee is at a rate of 0.75% (2023: 0.75%) per annum on the NAV of the Fund, calculated on a daily basis.

The normal credit period in the previous and current financial years for Manager's fee payable is one month.

**7. AMOUNT DUE TO TRUSTEE**

Trustee's fee is at a rate of 0.07% (2023: 0.07%) per annum on the NAV of the Fund, calculated on a daily basis.

The normal credit period in the previous and current financial years for Trustee's fee payable is one month.

**8. NET GAIN/(LOSS) FROM SHARIAH-COMPLIANT INVESTMENTS**

	2024 RM	2023 RM
Net gains on financial assets at FVTPL comprised:		
– Net realised losses on changes in fair value of Shariah-compliant investments	(97,820)	(227,236)
– Net unrealised gains on changes in fair value of Shariah-compliant investments	6,342,185	343,486
	<u>6,244,365</u>	<u>116,250</u>
Net loss on financial assets at FVOCI comprised:		
– Allowance for expected credit loss	-	512,470
– Net realised loss on sale of Shariah-compliant investments	-	(2,566,360)
	<u>-</u>	<u>(2,053,890)</u>
Reclassification from other comprehensive income	92,674	-

**NOTES TO THE FINANCIAL STATEMENTS  
FOR THE FINANCIAL YEAR ENDED 30 SEPTEMBER 2024**

**9. TOTAL EQUITY**

Total equity is represented by:

	Note	2024 RM	2023 RM
Unit holders' capital	(a)	1,053,971,040	1,088,254,272
Retained earnings/(Accumulated losses)			
– Realised income/(loss)	(b)	1,736,989	(467,906)
– Unrealised gain/(loss)	(c)	4,979,299	(997,907)
Fair value reserve	(d)	-	92,674
Capital reserve		-	1,329,038
		<u>1,060,687,328</u>	<u>1,088,210,171</u>

**(a) Unit holders' capital/Units in circulation**

	2024		2023	
	Number of units	RM	Number of units	RM
At beginning of the financial year	1,088,254,272	1,088,254,272	1,453,311,774	1,453,311,774
Creation during the financial year	1,110,230,700	1,110,230,700	1,547,830,341	1,547,830,341
Reinvestment of distribution	32,906,539	32,906,539	34,012,400	34,012,400
Cancellation during the financial year	(1,177,420,471)	(1,177,420,471)	(1,946,900,243)	(1,946,900,243)
At end of the financial year	<u>1,053,971,040</u>	<u>1,053,971,040</u>	<u>1,088,254,272</u>	<u>1,088,254,272</u>

**(b) Realised**

	2024 RM	2023 RM
At beginning of the financial year	(467,906)	(963,588)
Transfer from capital reserve	1,329,038	2,214,233
Net realised income for the financial year	35,315,160	32,811,602
Distributions out of realised income (Note 13)	(34,439,303)	(34,530,153)
At end of the financial year	<u>1,736,989</u>	<u>(467,906)</u>

**(c) Unrealised – non-distributable**

	2024 RM	2023 RM
At beginning of the financial year	(997,907)	(1,341,393)
Net unrealised gains for the financial year	5,977,206	343,486
At end of the financial year	<u>4,979,299</u>	<u>(997,907)</u>

**NOTES TO THE FINANCIAL STATEMENTS  
FOR THE FINANCIAL YEAR ENDED 30 SEPTEMBER 2024**

**9. TOTAL EQUITY (CONT'D.)**

**(d) Fair value reserve**

	<b>2024</b>	<b>2023</b>
	<b>RM</b>	<b>RM</b>
At beginning of the financial year	92,674	(10,394,848)
Reclassification to profit or loss	(92,674)	-
Fair value revaluation gain	-	8,433,632
Allowance for expected credit loss	-	(512,470)
Reclassification to profit or loss on sale of Shariah-compliant investments	-	2,566,360
At end of the financial year	<u>-</u>	<u>92,674</u>

**10. NAV ATTRIBUTABLE TO UNIT HOLDERS**

**(a) NAV of the Fund based on MFRS 9 *Financial Instruments* ("MFRS 9")**

In accordance with the requirement of MFRS 9, unquoted Shariah-compliant investments have been valued at the indicative prices at the close of business. However, the valuation, creation and cancellation of units will be based on RM1.0000 per unit as stated in the trust deed. As at 30 September 2024, the NAV per unit based on MFRS 9 is RM1.0064 (2023: RM1.0000) as disclosed in the Statement of Financial Position.

**(b) Additional disclosure: NAV of the Fund based on Fund Prospectus**

Based on the Fund Prospectus, the investments of the unlisted fixed income securities of the Fund are valued at cost of investments plus the amortisation of premium or less the accretion of discount (amortised costs), due to exemptions and variations from the Securities Commission Malaysia's Guidelines. As at 30 September 2024, the NAV per unit based on amortised costs is RM1.0016 (2023: RM1.0012).

**NOTES TO THE FINANCIAL STATEMENTS  
FOR THE FINANCIAL YEAR ENDED 30 SEPTEMBER 2024**

**11. SIGNIFICANT RELATED PARTIES TRANSACTIONS AND BALANCES**

The related parties and their relationships with the Fund are as follows:

<u>Related parties</u>	<u>Relationships</u>
AmFunds Management Berhad	The Manager
AmInvestment Bank Berhad	Holding company of the Manager
AMMB Holdings Berhad (“AMMB”)	Ultimate holding company of the Manager
Subsidiaries and associates of AMMB as disclosed in its financial statements	Subsidiaries and associate companies of the ultimate holding company of the Manager

There are no units held by the Manager or any other related party as at 30 September 2024 and 30 September 2023.

Other than those disclosed elsewhere in the financial statements, the significant related party transactions and balances as at the reporting date are as follows:

	<b>2024</b>	<b>2023</b>
	<b>RM</b>	<b>RM</b>
<b>(i) Significant related party transactions</b>		
<u>AmBank Islamic Berhad</u>		
Profit income	5,707,659	5,518,692
<b>(ii) Significant related party balances</b>		
<u>AmBank Islamic Berhad</u>		
Cash at banks	46,315,775	184,474,707

**12. TAXATION**

Income tax payable is calculated on Shariah-compliant investments income less deduction for permitted expenses as provided under Section 63B of the Income Tax Act, 1967.

A reconciliation of income tax expense applicable to net income before taxation at the statutory income tax rate to income tax expense at the effective income tax rate of the Fund is as follows:

	<b>2024</b>	<b>2023</b>
	<b>RM</b>	<b>RM</b>
Net income before taxation	41,292,366	33,155,088
Taxation at Malaysian statutory rate of 24% (2023: 24%)	9,910,168	7,957,221
Tax effects of:		
Income not subject to taxation	(11,968,463)	(10,919,134)
Losses not allowed for tax deduction	23,477	670,463
Restriction on tax deductible expenses for unit trust fund	1,671,728	1,882,860
Non-permitted expenses for tax purposes	177,343	199,383
Permitted expenses not used and not available for future financial years	185,747	209,207
Tax expense for the financial year	-	-

**NOTES TO THE FINANCIAL STATEMENTS  
FOR THE FINANCIAL YEAR ENDED 30 SEPTEMBER 2024**

**13. DISTRIBUTIONS**

Details of distributions to unit holders for the current and previous financial years are as follows:

	<b>2024 RM</b>	<b>2023 RM</b>
On redemption of units	311,011	657,546
Income entitlement distributed on:		
31 October 2023/2022	2,849,252	3,456,700
30 November 2023/2022	2,816,851	3,723,006
31 December 2023/2022	2,786,214	3,292,139
31 January 2024/2023	2,893,329	3,006,700
29/28 February 2024/2023	2,663,479	2,729,422
31 March 2024/2023	2,853,342	3,204,130
30 April 2024/2023	2,694,719	2,136,014
31 May 2024/2023	2,696,970	2,521,563
30 June 2024/2023	2,582,120	2,392,036
31 July 2024/2023	3,004,534	2,420,051
31 August 2024/2023	3,206,485	2,479,652
30 September 2024/2023	3,080,997	2,511,194
	<u>34,439,303</u>	<u>34,530,153</u>
	<b>2024 RM</b>	<b>2023 RM</b>
Gross distributions per unit (sen)	<u>3.4072</u>	<u>3.1486</u>
Net distributions per unit (sen)	<u>3.4072</u>	<u>3.1486</u>

**Financial year ended 30 September 2024**

<b>Distributions Ex-date</b>	<b>Gross distributions per unit RM (sen)</b>	<b>Net distributions per unit RM (sen)</b>	<b>Total distributions RM</b>
31 October 2023	0.2721	0.2721	2,849,252
30 November 2023	0.2659	0.2659	2,816,867
31 December 2023	0.2932	0.2932	2,931,651
31 January 2024	0.2898	0.2898	2,897,195
29 February 2024	0.2671	0.2671	2,663,525
31 March 2024	0.3028	0.3028	2,899,540
30 April 2024	0.2930	0.2930	2,694,763
31 May 2024	0.2884	0.2884	2,696,972
30 June 2024	0.2612	0.2612	2,668,789
31 July 2024	0.2938	0.2938	3,010,374
31 August 2024	0.2871	0.2871	3,223,616
30 September 2024	0.2928	0.2928	3,086,759
	<u>3.4072</u>	<u>3.4072</u>	<u>34,439,303</u>

**NOTES TO THE FINANCIAL STATEMENTS  
FOR THE FINANCIAL YEAR ENDED 30 SEPTEMBER 2024**

**13. DISTRIBUTIONS (CONT'D.)**

Details of distributions to unit holders for the current and previous financial years are as follows: (cont'd.)

**Financial year ended 30 September 2023**

<b>Distributions Ex-date</b>	<b>Gross distributions per unit RM (sen)</b>	<b>Net distributions per unit RM (sen)</b>	<b>Total distributions RM</b>
31 October 2022	0.2133	0.2133	3,465,330
30 November 2022	0.2391	0.2391	3,727,549
31 December 2022	0.2923	0.2923	3,400,387
31 January 2023	0.2619	0.2619	3,006,866
28 February 2023	0.2245	0.2245	2,730,080
31 March 2023	0.3043	0.3043	3,225,153
30 April 2023	0.2947	0.2947	2,571,522
31 May 2023	0.2780	0.2780	2,522,493
30 June 2023	0.2660	0.2660	2,405,912
31 July 2023	0.2785	0.2785	2,423,090
31 August 2023	0.2623	0.2623	2,507,712
30 September 2023	0.2337	0.2337	2,544,059
	<u>3.1486</u>	<u>3.1486</u>	<u>34,530,153</u>

Gross distribution per unit is derived from gross realised income less expenses divided by the number of units in circulation, while net distribution per unit is derived from gross realised income less expenses and taxation divided by the number of units in circulation.

The above distributions have no implication on unit prices as the NAV per unit of the Fund is maintained at RM1.0000 throughout the financial year.

All distributions during the current financial year were sourced from realised income. There were no distributions out of capital.

**14. TOTAL EXPENSE RATIO (“TER”)**

The Fund’s TER is as follows:

	<b>2024 % p.a.</b>	<b>2023 % p.a.</b>
Manager’s fee	0.75	0.75
Trustee’s fee	0.07	0.07
Fund’s other expenses	-*	-*
Total TER	<u>0.82</u>	<u>0.82</u>

\* represents less than 0.01%

The TER of the Fund is the ratio of the sum of fees and expenses incurred by the Fund to the average NAV of the Fund calculated on a daily basis.

**NOTES TO THE FINANCIAL STATEMENTS  
FOR THE FINANCIAL YEAR ENDED 30 SEPTEMBER 2024**

**15. PORTFOLIO TURNOVER RATIO (“PTR”)**

The PTR of the Fund, which is the ratio of average total acquisitions and disposals of Shariah-compliant investments to the average NAV of the Fund calculated on a daily basis, is 0.28 times (2023: 0.39 times).

**16. SEGMENTAL REPORTING**

In accordance with the objective of the Fund, substantially all of the Fund’s Shariah-compliant investments are made in the form of Shariah-compliant fixed income securities in Malaysia. The Manager is of the opinion that the risk and rewards from these Shariah-compliant investments are not individually or segmentally distinct and hence the Fund does not have a separately identifiable business or geographical segments.

**17. TRANSACTIONS WITH BROKERS**

Details of transactions with brokers for the financial year ended 30 September 2024 are as follows:

Brokers	Transaction value	
	RM	%
RHB Investment Bank Berhad	91,633,881	24.95
Hong Leong Investment Bank Berhad	66,183,530	18.02
CIMB Bank Berhad	46,421,379	12.64
Malayan Banking Berhad	30,418,348	8.28
Hong Leong Bank Berhad	25,195,227	6.86
Affin Islamic Bank Berhad	20,563,688	5.60
Bank Islam Malaysia Berhad	20,550,657	5.60
Affin Hwang Investment Bank Berhad	20,165,959	5.49
United Overseas Bank (Malaysia) Bhd.	20,147,246	5.49
Affin Bank Berhad	10,444,918	2.85
Others#	15,492,425	4.22
Total	<u>367,217,258</u>	<u>100.00</u>

# Included in the others are transactions amounting to RM5,015,000 and RM5,000,000 with related parties, AmBank (M) Berhad and AmBank Islamic Berhad respectively.

The Manager is of the opinion that the above transactions have been entered in the normal course of business and have been established under terms that are no less favourable than those arranged with independent third parties.

The above transactions are in respect of Shariah-compliant fixed income instruments. Transactions in these Shariah-compliant investments do not involve any commission or brokerage fee.

**NOTES TO THE FINANCIAL STATEMENTS  
FOR THE FINANCIAL YEAR ENDED 30 SEPTEMBER 2024**

**18. FINANCIAL INSTRUMENTS**

**(a) Classification of financial instruments**

The accounting policies in Note 3 describe how the classes of financial instruments are measured, and how income and expenses, including fair value gains and losses, are recognised. The following table analyses the financial assets and liabilities of the Fund in the statement of financial position by the class of financial instrument to which they are assigned, and therefore by the measurement basis.

	<b>Financial assets at FVTPL RM</b>	<b>Financial assets at FVOCI RM</b>	<b>Financial assets at amortised cost RM</b>	<b>Financial liabilities at amortised cost RM</b>	<b>Total RM</b>
<b>2024</b>					
<b>Financial assets</b>					
Shariah-compliant investments	830,577,550	-	-	-	830,577,550
Profit receivables	7,296,878	-	-	-	7,296,878
Shariah-compliant deposits with licensed financial institutions	-	-	180,408,397	-	180,408,397
Cash at banks	-	-	46,315,775	-	46,315,775
<b>Total financial assets</b>	<b>837,874,428</b>	<b>-</b>	<b>226,724,172</b>	<b>-</b>	<b>1,064,598,600</b>
<b>Financial liabilities</b>					
Amount due to Manager	-	-	-	756,577	756,577
Amount due to Trustee	-	-	-	64,158	64,158
Distribution payable	-	-	-	3,076,414	3,076,414
<b>Total financial liabilities</b>	<b>-</b>	<b>-</b>	<b>-</b>	<b>3,897,149</b>	<b>3,897,149</b>



**NOTES TO THE FINANCIAL STATEMENTS  
FOR THE FINANCIAL YEAR ENDED 30 SEPTEMBER 2024**

**18. FINANCIAL INSTRUMENTS (CONT'D.)**

**(a) Classification of financial instruments (cont'd.)**

	Financial assets at FVTPL RM	Financial assets at FVOCI RM	Financial assets at amortised cost RM	Financial liabilities at amortised cost RM	Total RM
<b>2023</b>					
<b>Financial assets</b>					
Shariah-compliant investments	133,742,800	561,307,400	-	-	695,050,200
Profit receivables	799,353	5,915,036	-	-	6,714,389
Shariah-compliant deposits with licensed financial institutions	-	-	205,210,329	-	205,210,329
Cash at banks	-	-	184,474,707	-	184,474,707
<b>Total financial assets</b>	<b>134,542,153</b>	<b>567,222,436</b>	<b>389,685,036</b>	<b>-</b>	<b>1,091,449,625</b>
<b>Financial liabilities</b>					
Amount due to Manager	-	-	-	657,509	657,509
Amount due to Trustee	-	-	-	55,867	55,867
Distribution payable	-	-	-	2,511,194	2,511,194
<b>Total financial liabilities</b>	<b>-</b>	<b>-</b>	<b>-</b>	<b>3,224,570</b>	<b>3,224,570</b>
<b>Income, expenses, gains and losses</b>					
			<b>2024</b>	<b>2023</b>	
			<b>RM</b>	<b>RM</b>	
Net gain/(loss) from financial assets:					
– at FVTPL			6,244,365	116,250	
– at FVOCI			-	(2,053,890)	
Income, of which derived from:					
– Profit income from financial assets at FVTPL			35,045,925	6,186,486	
– Profit income from financial assets at FVOCI			-	30,333,606	
– Profit income from financial assets at amortised cost			8,387,811	8,120,343	

**NOTES TO THE FINANCIAL STATEMENTS  
FOR THE FINANCIAL YEAR ENDED 30 SEPTEMBER 2024**

**18. FINANCIAL INSTRUMENTS (CONT'D.)**

**(b) Financial instruments that are carried at fair value**

The Fund's financial assets and liabilities are carried at fair value.

The Fund uses the following hierarchy for determining and disclosing the fair value of financial instruments by valuation technique:

Level 1: quoted (unadjusted) prices in active markets for identical assets or liabilities;

Level 2: other techniques for which all inputs which have a significant effect on the recorded fair value are observable; either directly or indirectly; or

Level 3: techniques which use inputs which have a significant effect on the recorded fair value that are not based on observable market data.

The following table shows an analysis of financial instruments recorded at fair value by the level of the fair value hierarchy:

	<b>Level 1 RM</b>	<b>Level 2 RM</b>	<b>Level 3 RM</b>	<b>Total RM</b>
<b>2024</b>				
Financial assets at FVTPL	-	830,577,550	-	830,577,550
<b>2023</b>				
Financial assets at FVTPL	-	133,742,800	-	133,742,800
Financial assets at FVOCI	-	561,307,400	-	561,307,400
	-	695,050,200	-	695,050,200

**(c) Financial instruments that are not carried at fair value and whose carrying amounts are reasonable approximation of fair value**

The following are classes of financial instruments that are not carried at fair value and whose carrying amounts are reasonable approximation of fair value due to their short period to maturity or short credit period:

- Profit receivables
- Shariah-compliant deposits with licensed financial institutions
- Cash at banks
- Amount due to Manager
- Amount due to Trustee
- Distribution payable

There are no financial instruments which are not carried at fair value and whose carrying amounts are not reasonable approximation of their respective fair value.

**NOTES TO THE FINANCIAL STATEMENTS  
FOR THE FINANCIAL YEAR ENDED 30 SEPTEMBER 2024**

**19. FINANCIAL RISK MANAGEMENT OBJECTIVES AND POLICIES**

The Fund is exposed to a variety of risks that include market risk, credit risk, liquidity risk, single issuer risk, regulatory risk, management risk, non-compliance risk and Shariah non-compliance risk.

Risk management is carried out by closely monitoring, measuring and mitigating the above said risks, careful selection of Shariah-compliant investments coupled with stringent compliance to Shariah-compliant investment restrictions as stipulated by the Capital Markets and Services Act 2007, Securities Commission Malaysia's Guidelines on Unit Trust Funds and Securities Commission Malaysia's Guidelines on Islamic Capital Market Products and the Deed as the backbone of risk management of the Fund.

**(a) Market risk**

The Fund's principal exposure to market risk arises primarily due to changes in the market environment, global economic and geo-political developments.

The Fund's market risk is affected primarily by the following risks:

**(i) Rate of return risk**

Rate of return risk will affect the value of the Fund's Shariah-compliant investments, given the rate of return movements, which are influenced by regional and local economic developments as well as political developments.

Domestic profit rates on Shariah-compliant deposits and placements with licensed financial institutions are determined based on prevailing market rates.

The result below summarised the rate of return sensitivity of the Fund's NAV, or theoretical value due to the parallel movement assumption of the yield curve by +100bps and -100bps respectively:

Parallel shift in yield curve by:	Sensitivity of the Fund's NAV, or theoretical value	
	2024 RM	2023 RM
+100 bps	(13,148,890)	(12,594,922)
-100 bps	13,560,774	12,990,229

**NOTES TO THE FINANCIAL STATEMENTS  
FOR THE FINANCIAL YEAR ENDED 30 SEPTEMBER 2024**

**19. FINANCIAL RISK MANAGEMENT OBJECTIVES AND POLICIES (CONT'D.)**

**(b) Credit risk**

Credit risk is the risk that the counterparty to a financial instrument will cause a financial loss to the Fund by failing to discharge an obligation. The Fund can invest up to 100% of the NAV in Shariah-compliant fixed income instruments. As such the Fund would be exposed to the risk of sukuk issuers and licensed financial institutions defaulting on its repayment obligations which in turn would affect the NAV of the Fund.

**(i) Credit quality of financial assets**

The following table analyses the Fund's portfolio of debt securities by rating category as at 30 September 2024 and 30 September 2023:

<b>Credit rating</b>	<b>RM</b>	<b>As a % of debt securities</b>	<b>As a % of NAV</b>
<b>2024</b>			
AAA	71,407,700	8.60	6.73
AA	507,810,850	61.14	47.88
A	251,359,000	30.26	23.70
	<u>830,577,550</u>	<u>100.00</u>	<u>78.31</u>
<b>2023</b>			
AAA	81,771,200	11.76	7.51
AA	449,603,250	64.69	41.31
A	163,675,750	23.55	15.05
	<u>695,050,200</u>	<u>100.00</u>	<u>63.87</u>

For Shariah-compliant deposits with licensed financial institutions, the Fund makes placements with licensed financial institutions with sound rating of P1/MARC-1 and above. The following table presents the Fund's portfolio of deposit by rating category as at 30 September 2024 and 30 September 2023:

<b>Credit rating</b>	<b>RM</b>	<b>As a % of deposits</b>	<b>As a % of NAV</b>
<b>2024</b>			
P1/MARC-1	<u>180,408,397</u>	<u>100.00</u>	<u>17.01</u>
<b>2023</b>			
P1/MARC-1	<u>205,210,329</u>	<u>100.00</u>	<u>18.86</u>

Cash at banks are held for liquidity purposes and are not exposed to significant credit risk.

**NOTES TO THE FINANCIAL STATEMENTS  
FOR THE FINANCIAL YEAR ENDED 30 SEPTEMBER 2024**

**19. FINANCIAL RISK MANAGEMENT OBJECTIVES AND POLICIES (CONT'D.)**

**(b) Credit risk (cont'd.)**

**(ii) Credit risk concentration**

Concentration of risk is monitored and managed based on sectorial distribution. The table below analyses the Fund's portfolio of Islamic debt securities by sectorial distribution as at 30 September 2024 and 30 September 2023:

<b>Sector</b>	<b>RM</b>	<b>As a % of debt securities</b>	<b>As a % of NAV</b>
<b>2024</b>			
Consumer discretionary	36,247,200	4.36	3.42
Energy and utilities	223,836,050	26.95	21.10
Financial services	211,609,650	25.48	19.95
Industrials	129,982,000	15.65	12.26
Real estate	173,465,650	20.88	16.35
Transportation and storage	55,437,000	6.68	5.23
	<u>830,577,550</u>	<u>100.00</u>	<u>78.31</u>
<b>2023</b>			
Consumer discretionary	10,289,200	1.48	0.95
Energy and utilities	294,463,250	42.36	27.06
Financial services	135,206,000	19.45	12.42
Industrials	113,539,800	16.34	10.43
Real estate	106,198,850	15.28	9.76
Transportation and storage	35,353,100	5.09	3.25
	<u>695,050,200</u>	<u>100.00</u>	<u>63.87</u>

**(c) Liquidity risk**

Liquidity risk is defined as the risk that the Fund will encounter difficulty in meeting obligations associated with financial liabilities that are settled by delivering cash or another financial assets. Exposure to liquidity risk arises because of the possibility that the Fund could be required to pay its financial liabilities or redeem its units earlier than expected. This is also the risk of the Fund experiencing large redemptions, when the Investment Manager could be forced to sell large volumes of its holdings at unfavourable prices to meet redemption requirements.

The Fund maintains sufficient level of liquid assets, after consultation with the Trustee, to meet anticipated payments and cancellations of units by unit holders. Liquid assets comprise of cash at banks, Shariah-compliant deposits with licensed financial institutions and other instruments, which are capable of being converted into cash within 5 to 7 days. The Fund's policy is to always maintain a prudent level of liquid assets so as to reduce liquidity risk.

The Fund's financial liabilities have contractual maturities of not more than six months.

**NOTES TO THE FINANCIAL STATEMENTS  
FOR THE FINANCIAL YEAR ENDED 30 SEPTEMBER 2024**

**19. FINANCIAL RISK MANAGEMENT OBJECTIVES AND POLICIES (CONT'D.)**

**(c) Liquidity risk (cont'd.)**

The following table presents the undiscounted contractual cash flows from different financial assets and financial liabilities classes in the Fund:

	<b>Contractual cash flows (undiscounted)</b>					
	<b>0 – 1 year RM</b>	<b>1 – 2 years RM</b>	<b>2 – 3 years RM</b>	<b>3 – 4 years RM</b>	<b>4 – 5 years RM</b>	<b>More than 5 years RM</b>
<b>2024</b>						
<b>Financial assets</b>						
Shariah-compliant investments	262,206,727	404,582,342	153,863,552	13,318,093	47,096,266	15,679,525
Profit receivables	7,296,878	-	-	-	-	-
Shariah-compliant deposits with licensed financial institutions	180,577,233	-	-	-	-	-
Cash at banks	46,315,775	-	-	-	-	-
<b>Total financial assets</b>	<b>496,396,613</b>	<b>404,582,342</b>	<b>153,863,552</b>	<b>13,318,093</b>	<b>47,096,266</b>	<b>15,679,525</b>
<b>Financial liabilities</b>						
Amount due to Manager	756,577	-	-	-	-	-
Amount due to Trustee	64,158	-	-	-	-	-
Distribution payables	64,921	-	-	-	-	-
<b>Total financial liabilities</b>	<b>885,656</b>	<b>-</b>	<b>-</b>	<b>-</b>	<b>-</b>	<b>-</b>

**NOTES TO THE FINANCIAL STATEMENTS  
FOR THE FINANCIAL YEAR ENDED 30 SEPTEMBER 2024**

**19. FINANCIAL RISK MANAGEMENT OBJECTIVES AND POLICIES (CONT'D.)**

**(c) Liquidity risk (cont'd.)**

The following table presents the undiscounted contractual cash flows from different financial assets and financial liabilities classes in the Fund: (cont'd.)

	<b>Contractual cash flows (undiscounted)</b>					
	<b>0 – 1 year RM</b>	<b>1 – 2 years RM</b>	<b>2 – 3 years RM</b>	<b>3 – 4 years RM</b>	<b>4 – 5 years RM</b>	<b>More than 5 years RM</b>
<b>2023</b>						
<b>Financial assets</b>						
Shariah-compliant investments	182,652,736	219,600,359	259,720,745	99,034,710	5,141,860	-
Profit receivables	6,714,389	-	-	-	-	-
Shariah-compliant deposits with licensed financial institutions	205,345,452	-	-	-	-	-
Cash at banks	184,474,707	-	-	-	-	-
<b>Total financial assets</b>	<b>579,187,284</b>	<b>219,600,359</b>	<b>259,720,745</b>	<b>99,034,710</b>	<b>5,141,860</b>	<b>-</b>
<b>Financial liabilities</b>						
Amount due to Manager	657,509	-	-	-	-	-
Amount due to Trustee	55,867	-	-	-	-	-
Distribution payables	48,398	-	-	-	-	-
<b>Total financial liabilities</b>	<b>761,774</b>	<b>-</b>	<b>-</b>	<b>-</b>	<b>-</b>	<b>-</b>

**NOTES TO THE FINANCIAL STATEMENTS  
FOR THE FINANCIAL YEAR ENDED 30 SEPTEMBER 2024**

**19. FINANCIAL RISK MANAGEMENT OBJECTIVES AND POLICIES (CONT'D.)**

**(d) Single issuer risk**

Internal policy restricts the Fund from investing in securities issued by any issuer of not more than a certain percentage of its NAV. Under such restriction, the risk exposure to the securities of any single issuer is diversified and managed based on internal/external ratings.

**(e) Regulatory risk**

Any changes in national policies and regulations may have effects on the capital market and the NAV of the Fund.

**(f) Management risk**

Poor management of the Fund may cause considerable losses to the Fund that in turn may affect the NAV of the Fund.

**(g) Non-compliance risk**

This is the risk of the Manager or the Trustee not complying with the respective internal policies, the Deeds, securities laws or guidelines issued by the regulators relevant to each party, which may adversely affect the performance of the Fund.

**(h) Shariah non-compliance risk**

This is the risk of the Fund not conforming to Shariah Investment Guidelines. The Shariah Adviser for the Fund would be responsible for ensuring that the Fund is managed and administered in accordance with Shariah Investment Guidelines. Note that as the Fund can only invest in Shariah-compliant instruments, non-compliance may adversely affect the NAV of the Fund when the rectification of non-compliance results in losses.

**(i) Unstable NAV risk**

Unstable NAV risk means that the actual NAV per unit of the Fund may fluctuate with the market and may not be maintained at or above its initial price (RM1.0000) at all times. This is the risk especially applicable to money market and short-to-medium-term fixed income funds that are priced at RM1.0000.



**NOTES TO THE FINANCIAL STATEMENTS  
FOR THE FINANCIAL YEAR ENDED 30 SEPTEMBER 2024**

**20. CAPITAL MANAGEMENT**

The capital of the Fund can vary depending on the demand for creation and cancellation of units to the Fund.

The Fund's objectives for managing capital are:

- (a) To invest in Shariah-compliant investments meeting the description, risk exposure and expected return indicated in its Prospectus;
- (b) To maintain sufficient liquidity to meet the expenses of the Fund, and to meet cancellation requests as they arise; and
- (c) To maintain sufficient fund size to make the operations of the Fund cost-efficient.

No changes were made to the capital management objectives, policies or processes during the current and previous financial years.

## **AmAl-Amin**

### **STATEMENT BY THE MANAGER**

I, Goh Wee Peng, being the Director of and on behalf of the Board of Directors of AmFunds Management Berhad (the “Manager”), do hereby state that, in the opinion of the Manager, the accompanying financial statements are drawn up in accordance with Malaysian Financial Reporting Standards and International Financial Reporting Standards so as to give a true and fair view of the financial position of AmAl-Amin (the “Fund”) as at 30 September 2024 and of the comprehensive income, the changes in equity and cash flows for the financial year then ended.

For and on behalf of the Manager

**GOH WEE PENG**

Executive Director

Kuala Lumpur, Malaysia

19 November 2024

## **TRUSTEE'S REPORT**

To the unit holders of **AMAL-AMIN** ("Fund"),

We have acted as Trustee of the Fund for the financial year ended 30 September 2024 and we hereby confirm to the best of our knowledge, after having made all reasonable enquiries, AMFUNDS MANAGEMENT BERHAD has operated and managed the Fund during the year covered by these financial statements in accordance with the following:

1. Limitations imposed on the investment powers of the management company under the deed, securities laws and the Guidelines on Unit Trust Funds;
2. Valuation and pricing is carried out in accordance with the deed; and
3. Any creation and cancellation of units are carried out in accordance with the deed and any regulatory requirement.

We are of the opinion that the distribution of income by the Fund is appropriate and reflects the investment objective of the Fund.

For **AMANAHRAYA TRUSTEES BERHAD**

**ZAINUDIN BIN SUHAIMI**

Chief Executive Officer

Date: 13 November 2024

## SHARIAH ADVISER'S REPORT FOR ISLAMIC UNIT TRUST FUND

To the unit holders of AmAl-Amin ("Fund"),

We hereby confirm the following:

1. To the best of our knowledge, after having made all reasonable enquiries, AmFunds Management Berhad has operated and managed the Fund during the period covered by these financial statements in accordance with the Shariah principles and requirements and complied with the applicable guidelines, rulings or decisions issued by the Securities Commission Malaysia pertaining to Shariah matters: and
2. The assets of the Fund comprise instruments that have been classified as Shariah-compliant.

For Amanie Advisors Sdn Bhd

---

Tan Sri Dr Mohd Daud Bakar

Executive Chairman

Date: 19 November 2024

## MANAGER’S REPORT

Dear Unitholders,

We are pleased to present you the Manager’s report and the audited accounts of Amlslamic Balanced (“Fund”) for the financial year ended 30 September 2024.

### Salient Information of the Fund

<b>Name</b>	Amlslamic Balanced (“Fund”)
<b>Category/ Type</b>	Balanced (Islamic) / Growth
<b>Objective</b>	<p>Amlslamic Balanced aims to grow the value of investments in the longer term with lower volatility through asset diversification, which conforms to principles of Shariah.</p> <p><i>Note: Any material change to the investment objective of the Fund would require Unit Holders’ approval.</i></p>
<b>Duration</b>	The Fund was established on 10 September 2004 and shall exist for as long as it appears to the Manager and the Trustee that it is in the interests of the unitholders for it to continue. In some circumstances, the unitholders can resolve at a meeting to terminate the Fund.
<b>Performance Benchmark</b>	<ul style="list-style-type: none"> <li>• 50% FTSE Bursa Malaysia Emas Shariah Index (“FBM SI”)</li> <li>• 50% Quantshop Medium GII Index (“MGII”) (Available at <a href="http://www.aminvest.com">www.aminvest.com</a>)</li> </ul> <p><i>Note: The composite benchmark index is a reflection of the Fund’s average asset allocation over the medium to long-term. For the equities portion of the Fund the performance benchmark will be FTSE Bursa Malaysia EMAS Shariah Index and for the fixed income investment portion, it will be the Quantshop Medium GII Index. The benchmark is for performance comparison only. The risk profile of the performance benchmark is not the same as the risk profile of the Fund.</i></p> <p><i>Source: FTSE International Limited (“FTSE”) © FTSE 2023. “FTSE®” is a trade mark of the London Stock Exchange Group companies and is used by FTSE International Limited under licence. “BURSA MALAYSIA” is a trade mark of Bursa Malaysia Berhad (“BURSA MALAYSIA”). All intellectual property rights in the index values and constituent list vests in FTSE and BURSA MALAYSIA. Neither FTSE nor its licensors accept any liability for any errors or omissions in the FTSE indices and / or FTSE ratings or underlying data. No further distribution of FTSE Data is permitted without FTSE’s express written consent.</i></p>
<b>Income Distribution Policy</b>	Income distribution (if any) is incidental.

## Fund Performance Data

Portfolio Composition	As at 30 September		
	2024 %	2023 %	2022 %
Consumer discretionary	2.89	4.36	2.36
Consumer staples	6.27	6.46	4.70
Energy	0.33	0.49	0.84
Financials	1.27	1.89	1.33
Health care	2.24	1.79	-
Industrials	10.45	8.47	8.67
Information technology	6.64	8.70	9.24
Materials	2.15	2.83	3.19
Real estate/REITs	7.13	8.86	7.42
Telecommunication services	4.38	1.94	-
Utilities	4.62	2.96	3.81
Corporate sukuk	8.40	20.45	25.29
Local Collective Investment Scheme	18.99	21.25	19.46
Money market deposits and cash equivalents	24.24	9.55	13.69
<b>Total</b>	<b>100.00</b>	<b>100.00</b>	<b>100.00</b>

*Note: The abovementioned percentages are calculated based on total net asset value.*

Performance Details	FYE		
	2024	2023	2022
Net asset value (RM)	11,394,689	9,616,656	9,186,296
Units in circulation	18,636,523	17,782,991	18,225,741
Net asset value per unit (RM)	0.6114	0.5408	0.5040
Highest net asset value per unit (RM)	0.6294	0.5419	0.5712
Lowest net asset value per unit (RM)	0.5347	0.4975	0.4986
Benchmark performance (%)	8.98	7.29	-10.14
Total return (%) <sup>(1)</sup>	13.05	7.30	-10.83
- Capital growth (%)	13.05	7.30	-10.83
Total expense ratio (%) <sup>(2)</sup>	1.58	1.61	1.65
Portfolio turnover ratio (times) <sup>(3)</sup>	0.14	0.27	0.40

*Note:*

(1) Total return is the actual return of the Fund for the respective financial years computed based on the net asset value per unit and net of all fees.

(2) Total expense ratio ("TER") is calculated based on the total fees and expenses incurred by the Fund divided by the average fund size calculated on a daily basis. The TER decreased by 0.03% as compared to 1.61% per annum for the financial year ended 30 September 2023 mainly due to decrease in expenses.

(3) Portfolio turnover ratio ("PTR") is calculated based on the average of the total acquisitions and total disposals of investment securities of the Fund divided by the average fund size calculated on a daily basis. The decrease in the PTR for 2024 and 2023 were due mainly to investing activities.

**Average Total Return (as at 30 September 2024)**

	<b>Amlslamic Balanced<sup>(a)</sup></b> %	<b>50% FBM SI &amp; 50% MGII<sup>(b)</sup></b> %
One year	13.05	8.98
Three years	2.65	1.66
Five years	5.68	2.35
Ten years	4.31	1.82

**Annual Total Return**

<b>Financial Years Ended (30 September)</b>	<b>Amlslamic Balanced<sup>(a)</sup></b> %	<b>50% FBM SI &amp; 50% MGII<sup>(b)</sup></b> %
2024	13.05	8.98
2023	7.30	7.29
2022	-10.83	-10.14
2021	0.07	-2.01
2020	21.80	9.12

(a) Source: Novagni Analytics and Advisory Sdn. Bhd.

(b) 50% FTSE Bursa Malaysia Emas Shariah Index ("FBM SI") and 50% Quantshop Medium GII Index ("MGII") (Available at [www.aminvest.com](http://www.aminvest.com))

The Fund performance is calculated based on the net asset value per unit of the Fund. Average total return of the Fund and its benchmark for a period is computed based on the absolute return for that period annualised over one year.

**Note: Past performance is not necessarily indicative of future performance and that unit prices and investment returns may go down, as well as up.**

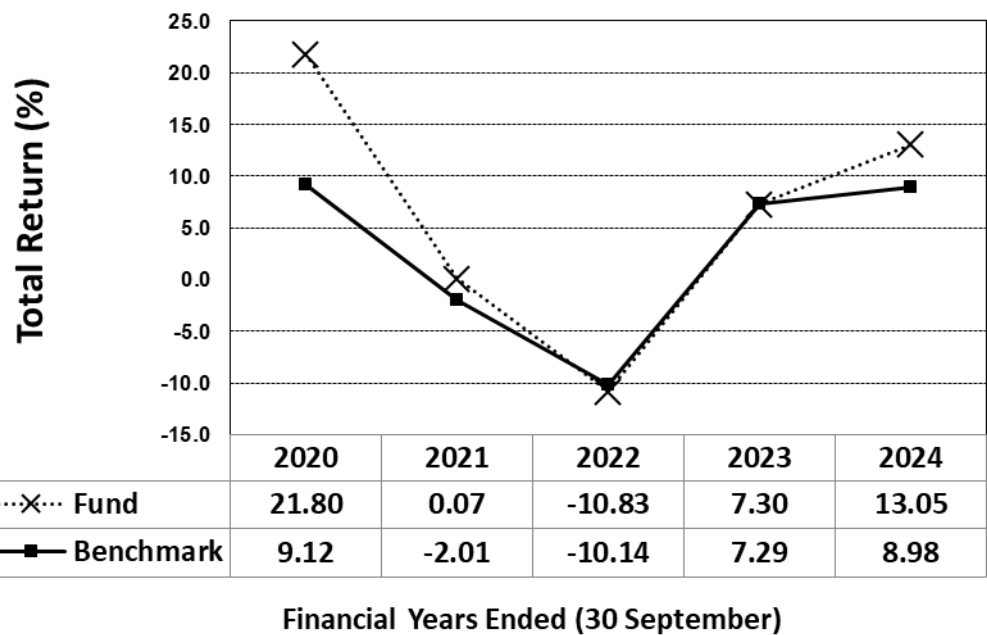
**Fund Performance**

For the financial year under review, the Fund registered a return of 13.05% which is entirely capital growth in nature.

Thus, the Fund's return of 13.05% has outperformed the benchmark's return of 8.98% by 4.07%.

As compared with the financial year ended 30 September 2023, the net asset value ("NAV") per unit of the Fund increased by 13.05% from RM0.5408 to RM0.6114, while units in circulation increased by 4.80% from 17,782,991 units to 18,636,523 units.

The following line chart shows comparison between the annual performances of Amlslamic Balanced and its benchmark, FBM SI and MGII, for the financial years ended 30 September.



**Note: Past performance is not necessarily indicative of future performance and that unit prices and investment returns may go down, as well as up.**

**Strategies and Policies Employed**

For the financial year under review, the Fund invested in Shariah-compliant equities and sukuk ranging between 40% and 60% for either asset class. In managing the Fund, AmIslamic Funds Management Sdn Bhd (the “Investment Manager”) opted to invest in the investments either directly or via unit trust funds.

**Islamic Equity**

The Fund invested up to a maximum 60% of its net asset value (the “NAV”) in Shariah-compliant equities. Value-add from equities investments are derived from active stock selection with focus on undervalued Shariah-compliant stock relative to its earnings growth potential and/or its intrinsic value.

**Sukuk and Islamic Money Market Instruments**

The Fund invested up to a maximum 60% of its NAV in sukuk and Islamic money market instruments either directly or via collective investment schemes (“CIS”) of AmFunds Management Berhad (“AFM”). In buying and selling Sukuk and Islamic money market instruments, the Investment Manager used active tactical duration management, yield curve positioning and credit spread arbitraging. This approach also involved an analysis of general economic and market conditions. It also involved the use of models that analyses and compare expected returns and assumed risk. Under this approach, the Investment Manager focused on Shariah-compliant instruments that would deliver favorable return in light of the risk. The Investment Manager also considered Shariah-compliant investments with a more favorable or improving credit or industry outlook that provide the potential for capital appreciation.



<b>Portfolio Structure</b>	The table below is the asset allocation of the Fund as at 30 September 2024 and 30 September 2023.			
		<b>As at 30.09.2024 %</b>	<b>As at 30.09.2023 %</b>	<b>Changes %</b>
	Consumer discretionary	2.89	4.36	-1.47
	Consumer staples	6.27	6.46	-0.19
	Energy	0.33	0.49	-0.16
	Financials	1.27	1.89	-0.62
	Health care	2.24	1.79	0.45
	Industrials	10.45	8.47	1.98
	Information technology	6.64	8.70	-2.06
	Materials	2.15	2.83	-0.68
	Real estate/ REITs	7.13	8.86	-1.73
	Telecommunication services	4.38	1.94	2.44
	Utilities	4.62	2.96	1.66
	Corporate sukuk	8.40	20.45	-12.05
	Local collective investment scheme	18.99	21.25	-2.26
Money market deposits and cash equivalents	24.24	9.55	14.69	
<b>Total</b>	<b>100.00</b>	<b>100.00</b>		
	<p>At the end of financial year under review, the Fund's equity and local collective investment scheme exposure was at 67.36% as compared to 70.0% as at 30 September 2023. The Fund's exposure in money market deposits and cash equivalents was higher at 24.24% while exposure in corporate sukuk declined to 8.40%.</p> <p>On equities, the Fund increased exposure in telecommunication services, utilities and industrial sectors and lowered weightings in information technology, real estate/REITS and consumer discretionary sectors.</p>			
<b>Securities Lending / Repurchase Transactions</b>	The Fund has not undertaken any securities lending or repurchase transactions (collectively referred to as "securities financing transactions").			
<b>Cross Trade</b>	There were no cross trades undertaken during the financial year under review.			
<b>Distribution/ Unit splits</b>	There is no income distribution and unit split declared for the financial year under review.			
<b>State of Affairs</b>	There has been neither significant change to the state of affairs of the Fund nor any circumstances that materially affect any interests of the unitholders during the financial year under review.			
<b>Rebates and Soft Commission</b>	<p>During the year, the management company received soft commissions by virtue of transactions conducted for the Fund, in the form of research services, systems and services relating to performance measurement of portfolios and subscription fees for fund's benchmark indices. All of these assist in the investment decision making process which are of demonstrable benefit to unitholders of the Fund.</p> <p>The company has soft commission arrangement with a total of 11 brokers, who execute trades for the Fund and other funds or investments managed by the</p>			

	<p>company. The soft commission received would be in the form of research services, systems and services relating to performance measurement of portfolios and/or subscription fees for fund's benchmark indices. All of these assist in the investment decision making process which are of demonstrable benefit to unitholders of the Fund and other funds or investments managed by the company.</p> <p>Soft commissions received were for the benefit of the Fund and there was no churning of trades.</p>
<p><b>Market Review</b></p>	<p>Malaysia's bond market sentiments took a hit in October 2023, amid the backdrop of (1) a global bond market rout as both 10-year and 30-year United States (US) Treasuries (UST) touched the 5.00% psychological level and (2) concerns over Malaysian government bond supply following the announcement of large refinancing for long-term funding. As a result, the local bond market saw yields rising, effectively bringing Malaysia Government Securities (MGS) yields back to levels observed at the beginning of the year. Local bond market improved in November tracking UST curve's bull-flattening move driven by below-consensus economic data and the unwinding of stretched bond bearish positions. The 10-year MGS yield fell 28 bps to 3.82% in November 2023, fully recovering the losses in October 2023. Malaysia bond market rally extended in December 2023 albeit at a lower magnitude as global rates continue to decline. Over the month, the MGS curve bull-flattened with yields declined by 3-10 bps across the curve led by the 7-year MGS. The improved local bond sentiment was also seen in the sovereign bond auctions, as the re-openings of the 5-year and 10-year MGS auction both drew impressive bid-to-cover (BTC) ratios of 2.74x and 2.21x, respectively.</p> <p>In 2024, Malaysia bond market started the year with a sell-off amid profit taking activities. Local bond market traded weaker in early February as risk-off sentiment emerged in global rate after strong US jobs data and higher-than-expected US inflation prints forced US Feds to push back on dovish market expectations. Malaysian bond market was trading in a tight range of 4-9bps in March 2024. In April 2024, Malaysian bond market underperformed, in tandem with the sell-off in UST as sticky inflation and a resilient labor market have given more reasons for the US Fed to stand pat on key rates. Apart from that, thin market liquidity and rising geopolitical risk in the Middle East also dented local bond market sentiment. In May 2024, Malaysian bond market strengthened driven primarily by lower-than-expected US Job data released at the beginning of the month and dovish tone from the US Fed in its post-FOMC meeting speech. BNM also maintained the Overnight Policy Rate at 3.00% during policy meeting with a neutral monetary stance. Overall, the MGS curve bull-flattened in May 2024 with yields declined by 2-12bps on a month-on-month (MoM) basis. In June 2024, Malaysian bond market further strengthened driven by similar movement in the UST as the US economic data showed some signs of moderating inflation. The MGS curve experienced a bull steepening in June 2024, with yields declining by 1-6 basis points on a MoM basis, led by the 3-year and 7-year. In July 2024, the Malaysian bond market strengthened as it was influenced by similar bullish sentiment in UST on continued disinflation and signs of a tighter labour market. The MGS curve continued bull steepening more strongly than the previous month, with yields declining by 15bps on MoM basis for the 3-year, 5-year, 7-year and 10-year tenures. The ultra-long 20-year and 30-year MGS also rallied with yields falling in the mid- to high- single digit. In August 2024, MGS saw yields rise marginally across the curve, despite the lowering of yields in the UST curve. Much of the movement in the US reflects the expectation of a rate cut heightens in the US while the marginal shift in local MGS curve reflects the absence of local catalyst following a rally in July. In September, MGS yields fell across the curve, in tandem with lowering yields in the UST. In terms of curve movement, MGS curve bull-flattened with rates fallen from 2-6 bps MoM on the long to ultra long-end of the curve, whilst the UST curve bull-steepened with yields lowered by 23-49 bps MoM on the short-end of the curve.</p>

<b>Market Outlook</b>	<p><b>Equity</b></p> <p>With the start of the Fed rate-cutting cycle, emerging markets will be beneficiaries of US Dollar softness and the return of foreign fund flows into emerging markets. Encouraging economic data in the US which raised prospects of a soft landing for its economy, coupled with China’s stimulus combo and call for stronger stimulus for markets should provide positive support to equities.</p> <p>However, the path could be volatile. In the near term, US Presidential Election in November 2024 will be the limelight, given the uncertainties with regards to policies proposals and differences amid the tight race. Additionally, geopolitical uncertainties and energy price volatilities amid the escalating conflict in Middle East could impact appetite for risky assets.</p> <p>Domestically, we expect the local stock market to be well supported on the back of positive macro outlook, stable politics which support further progress of the reform agenda, ample domestic liquidity and positive corporate earnings growth</p> <p><b>Fixed Income</b></p> <p>With the US Federal Reserve initiating a rate-cutting cycle, we anticipate increased foreign inflows into the domestic bond market, driven by expectations of currency appreciation. Bond yields are likely to remain well-supported, with any corrections expected to be short-lived due to strong demand and liquidity.</p> <p>Despite the domestic bond market rallying since the start of the year, we maintain a positive outlook as we enter into the 4th quarter of 2024. Strong market liquidity and sustained demand for bonds, coupled with an extended pause in the Overnight Policy Rate (OPR) by Bank Negara Malaysia (BNM), support this bullish sentiment.</p>
-----------------------	---

Kuala Lumpur, Malaysia  
AmFunds Management Berhad

19 November 2024

## **Independent auditors' report to the unit holders of Amlslamic Balanced**

### **Report on the audit of the financial statements**

#### *Opinion*

We have audited the financial statements of Amlslamic Balanced (the "Fund"), which comprise the statement of financial position as at 30 September 2024, and statement of comprehensive income, statement of changes in equity and statement of cash flows of the Fund for the financial year then ended, and notes to the financial statements, including material accounting policy information, as set out on pages 149 to 184.

In our opinion, the accompanying financial statements give a true and fair view of the financial position of the Fund as at 30 September 2024, and of its financial performance and cash flows for the financial year then ended in accordance with Malaysian Financial Reporting Standards and International Financial Reporting Standards.

#### *Basis for opinion*

We conducted our audit in accordance with approved standards on auditing in Malaysia and International Standards on Auditing. Our responsibilities under those standards are further described in the *Auditors' responsibilities for the audit of the financial statements* section of our report. We believe that the audit evidence we have obtained is sufficient and appropriate to provide a basis for our audit opinion.

#### *Independence and other ethical responsibilities*

We are independent of the Fund in accordance with the By-Laws (on Professional Ethics, Conduct and Practice) of the Malaysian Institute of Accountants ("By-Laws") and the International Code of Ethics for Professional Accountants (including International Independence Standards) ("IESBA Code"), and we have fulfilled our other ethical responsibilities in accordance with the By-Laws and the IESBA Code.

#### *Information other than the financial statements and auditors' report thereon*

The Manager of the Fund (the "Manager") is responsible for the other information. The other information comprises the information included in the annual report of the Fund, but does not include the financial statements of the Fund and our auditors' report thereon.

Our opinion on the financial statements of the Fund does not cover the other information and we do not express any form of assurance conclusion thereon.

**Independent auditors' report to the unit holders of  
Amlslamic Balanced (cont'd.)**

*Information other than the financial statements and auditors' report thereon (cont'd.)*

In connection with our audit of the financial statements of the Fund, our responsibility is to read the other information and, in doing so, consider whether the other information is materially inconsistent with the financial statements of the Fund or our knowledge obtained in the audit or otherwise appears to be materially misstated.

If, based on the work we have performed, we conclude that there is a material misstatement of this other information, we are required to report the fact. We have nothing to report in this regard.

*Responsibilities of the Manager and the Trustee for the financial statements*

The Manager is responsible for the preparation of the financial statements of the Fund that give a true and fair view in accordance with Malaysian Financial Reporting Standards and International Financial Reporting Standards. The Manager is also responsible for such internal control as the Manager determines is necessary to enable the preparation of financial statements of the Fund that are free from material misstatement, whether due to fraud or error.

In preparing the financial statements of the Fund, the Manager is responsible for assessing the Fund's ability to continue as a going concern, disclosing, as applicable, matters related to going concern and using the going concern basis of accounting unless the Manager either intends to liquidate the Fund or to cease operations, or has no realistic alternative but to do so.

The Trustee is responsible for overseeing the Fund's financial reporting process. The Trustee is also responsible for ensuring that the Manager maintains proper accounting and other records as are necessary to enable true and fair presentation of these financial statements.

*Auditors' responsibilities for the audit of the financial statements*

Our objectives are to obtain reasonable assurance about whether the financial statements of the Fund as a whole are free from material misstatement, whether due to fraud or error, and to issue an auditors' report that includes our opinion. Reasonable assurance is a high level of assurance, but is not a guarantee that an audit conducted in accordance with approved standards on auditing in Malaysia and International Standards on Auditing will always detect a material misstatement when it exists. Misstatements can arise from fraud or error and are considered material if, individually or in the aggregate, they could reasonably be expected to influence the economic decisions of users taken on the basis of these financial statements.

**Independent auditors' report to the unit holders of  
Amlslamic Balanced (cont'd.)**

*Auditors' responsibilities for the audit of the financial statements (cont'd.)*

As part of an audit in accordance with the approved standards on auditing in Malaysia and International Standards on Auditing, we exercise professional judgment and maintain professional skepticism throughout the audit. We also:

- Identify and assess the risks of material misstatement of the financial statements of the Fund whether due to fraud or error, design and perform audit procedures responsive to those risks, and obtain audit evidence that is sufficient and appropriate to provide a basis for our opinion. The risk of not detecting a material misstatement resulting from fraud is higher than for one resulting from error, as fraud may involve collusion, forgery, intentional omissions, misrepresentations, or the override of internal control.
- Obtain an understanding of internal control relevant to the audit in order to design audit procedures that are appropriate in the circumstances, but not for the purpose of expressing an opinion on the effectiveness of the Fund's internal control.
- Evaluate the appropriateness of accounting policies used and the reasonableness of accounting estimates and related disclosures made by the Manager.
- Conclude on the appropriateness of the Manager's use of the going concern basis of accounting and, based on the audit evidence obtained, whether a material uncertainty exists related to events or conditions that may cast significant doubt on the Fund's ability to continue as a going concern. If we conclude that a material uncertainty exists, we are required to draw attention in our auditors' report to the related disclosures in the financial statements of the Fund or, if such disclosures are inadequate, to modify our opinion. Our conclusions are based on the audit evidence obtained up to the date of our auditors' report. However, future events or conditions may cause the Fund to cease to continue as a going concern.
- Evaluate the overall presentation, structure and content of the financial statements of the Fund, including the disclosures, and whether the financial statements of the Fund represent the underlying transactions and events in a manner that achieves fair presentation.

We communicate with the Manager regarding, among other matters, the planned scope and timing of the audit and significant audit findings, including any significant deficiencies in internal control that we identify during our audit.

**Independent auditors' report to the unit holders of  
Amlslamic Balanced (cont'd.)**

**Other matters**

This report is made solely to the unit holders of the Fund, as a body, in accordance with the Guidelines on Unit Trust Funds issued by the Securities Commission Malaysia and for no other purpose. We do not assume responsibility to any other person for the content of this report.

Ernst & Young PLT  
202006000003 (LLP0022760 - LCA) & AF 0039  
Chartered Accountants

Ng Sue Ean  
No. 03276/07/2026 J  
Chartered Accountant

Kuala Lumpur, Malaysia  
19 November 2024

## Amlslamic Balanced

### STATEMENT OF FINANCIAL POSITION AS AT 30 SEPTEMBER 2024

	Note	2024 RM	2023 RM
<b>ASSETS</b>			
Shariah-compliant investments	4	8,633,159	8,697,875
Amount due from Manager	5(a)	374,321	-
Dividend/Distribution receivables		11,691	20,620
Shariah-compliant deposit with licensed financial institution	6	2,100,170	540,089
Cash at banks		438,019	383,303
<b>TOTAL ASSETS</b>		<u>11,557,360</u>	<u>9,641,887</u>
<b>LIABILITIES</b>			
Amount due to Manager	5(b)	12,460	11,042
Amount due to brokers	7	136,296	-
Amount due to Trustee	8	530	473
Sundry payables and accruals		13,385	13,716
<b>TOTAL LIABILITIES</b>		<u>162,671</u>	<u>25,231</u>
<b>NET ASSET VALUE (“NAV”) OF THE FUND</b>		<u>11,394,689</u>	<u>9,616,656</u>
<b>EQUITY</b>			
Unit holders’ capital	10(a)	(731,182)	(1,308,975)
Retained earnings	10(b)(c)	12,125,871	10,925,631
<b>NET ASSETS ATTRIBUTABLE TO UNIT HOLDERS</b>	10	<u>11,394,689</u>	<u>9,616,656</u>
<b>UNITS IN CIRCULATION</b>	10(a)	<u>18,636,523</u>	<u>17,782,991</u>
<b>NAV PER UNIT (RM)</b>		<u>0.6114</u>	<u>0.5408</u>

*The accompanying notes form an integral part of the financial statements.*



## Amlslamic Balanced

### STATEMENT OF COMPREHENSIVE INCOME FOR THE FINANCIAL YEAR ENDED 30 SEPTEMBER 2024

	Note	2024 RM	2023 RM
<b>SHARIAH-COMPLIANT INVESTMENT INCOME</b>			
Dividend/Distribution income		202,268	221,266
Profit income		98,898	108,524
Net gains from Shariah-compliant investments:			
– Financial assets at fair value through profit or loss (“FVTPL”)	9	<u>1,064,189</u>	<u>495,038</u>
		<u>1,365,355</u>	<u>824,828</u>
<b>EXPENDITURE</b>			
Management fee	5	(126,682)	(119,283)
Trustee’s fee	8	(5,966)	(5,573)
Audit fee		(6,000)	(6,000)
Tax agent’s fee		(5,000)	(5,000)
Brokerage and other transaction fees		(7,188)	(20,359)
Other expenses		<u>(13,437)</u>	<u>(14,066)</u>
		<u>(164,273)</u>	<u>(170,281)</u>
<b>Net income before taxation</b>		1,201,082	654,547
<b>Taxation</b>	12	<u>(842)</u>	<u>(921)</u>
<b>Net income after taxation, representing total comprehensive income for the financial year</b>		<u>1,200,240</u>	<u>653,626</u>
Total comprehensive income comprises the following:			
Realised income		122,433	162,545
Unrealised gains		<u>1,077,807</u>	<u>491,081</u>
		<u>1,200,240</u>	<u>653,626</u>

*The accompanying notes form an integral part of the financial statements.*

## Amlslamic Balanced

### STATEMENT OF CHANGES IN EQUITY FOR THE FINANCIAL YEAR ENDED 30 SEPTEMBER 2024

	Note	Unit holders' capital RM	Retained earnings RM	Total equity RM
At 1 October 2023		(1,308,975)	10,925,631	9,616,656
Total comprehensive income for the financial year		-	1,200,240	1,200,240
Creation of units	10(a)	3,729,718	-	3,729,718
Cancellation of units	10(a)	(3,151,925)	-	(3,151,925)
Balance at 30 September 2024		<u>(731,182)</u>	<u>12,125,871</u>	<u>11,394,689</u>
At 1 October 2022		(1,085,709)	10,272,005	9,186,296
Total comprehensive income for the financial year		-	653,626	653,626
Creation of units	10(a)	1,380,795	-	1,380,795
Cancellation of units	10(a)	(1,604,061)	-	(1,604,061)
Balance at 30 September 2023		<u>(1,308,975)</u>	<u>10,925,631</u>	<u>9,616,656</u>

*The accompanying notes form an integral part of the financial statements.*

**Amlslamic Balanced****STATEMENT OF CASH FLOWS  
FOR THE FINANCIAL YEAR ENDED 30 SEPTEMBER 2024**

	Note	2024 RM	2023 RM
<b>CASH FLOWS FROM OPERATING AND INVESTING ACTIVITIES</b>			
Proceeds from sale of Shariah-compliant investments		1,953,368	2,420,085
Purchases of Shariah-compliant investments		(685,272)	(2,718,739)
Dividend/Distribution received		180,182	225,203
Profit received		126,176	134,853
Manager's fee paid		(125,264)	(119,846)
Trustee's fee paid		(5,909)	(5,576)
Tax agent's fee paid		(5,000)	(5,000)
Payments for other expenses		<u>(26,956)</u>	<u>(43,607)</u>
Net cash generated from/(used in) operating investing activities		<u>1,411,325</u>	<u>(112,627)</u>
<b>CASH FLOWS FROM FINANCING ACTIVITIES</b>			
Proceeds from creation of units		3,355,397	1,413,999
Payments for cancellation of units		<u>(3,151,925)</u>	<u>(1,679,108)</u>
Net cash generated from/(used in) financing activities		<u>203,472</u>	<u>(265,109)</u>
<b>NET INCREASE/(DECREASE) IN CASH AND CASH EQUIVALENTS</b>		1,614,797	(377,736)
<b>CASH AND CASH EQUIVALENTS AT THE BEGINNING OF THE FINANCIAL YEAR</b>		<u>923,392</u>	<u>1,301,128</u>
<b>CASH AND CASH EQUIVALENTS AT THE END OF THE FINANCIAL YEAR</b>		<u>2,538,189</u>	<u>923,392</u>
Cash and cash equivalents comprise:			
Shariah-compliant deposit with licensed financial institution	6	2,100,170	540,089
Cash at banks		<u>438,019</u>	<u>383,303</u>
		<u>2,538,189</u>	<u>923,392</u>

*The accompanying notes form an integral part of the financial statements.*

## Amlslamic Balanced

### NOTES TO THE FINANCIAL STATEMENTS FOR THE FINANCIAL YEAR ENDED 30 SEPTEMBER 2024

#### 1. GENERAL INFORMATION

Amlslamic Balanced (the “Fund”) was established pursuant to a Deed dated 2 September 2004 as amended by Deeds supplemental thereto (the “Deeds”), between AmFunds Management Berhad as the Manager, AmanahRaya Trustees Berhad as the Trustee and all unit holders.

The Fund was set up with the objective of providing investors with a means to pool and invest their Funds in a professionally managed portfolio of Shariah-compliant equities and other non-interest bearing securities. The Fund aims to grow the value of investment in the longer term with lower volatility through asset diversification, which conforms to Principles of Shariah. As provided in the Deeds, the financial year shall end on 30 September and the units of the Fund were first offered for sale on 10 September 2004.

The financial statements were authorised for issue by the Manager on 19 November 2024.

#### 2. BASIS OF PREPARATION OF THE FINANCIAL STATEMENTS

The financial statements of the Fund have been prepared on a historical cost basis, except as otherwise stated in the accounting policies and comply with Malaysian Financial Reporting Standards (“MFRS”) as issued by the Malaysian Accounting Standards Board (“MASB”) and International Financial Reporting Standards (“IFRS”).

##### Standards effective during the financial year

The adoption of the following MFRS and amendments to MFRS which became effective during the financial year did not have any material financial impact to the financial statements.

<b>Description</b>	<b>Effective for financial periods beginning on or after</b>
MFRS 17 <i>Insurance Contracts</i> and Amendments to MFRS 17*	1 January 2023
Initial Application of MFRS 17 and MFRS 9 - <i>Comparative Information</i> (Amendments to MFRS 17 <i>Insurance Contracts</i> )*	1 January 2023
Amendments to MFRS 101 <i>Presentation of Financial Statements: Classification of Liabilities as Current or Non-Current</i>	1 January 2023
Amendments to MFRS 101 <i>Presentation of Financial Statements: Disclosure of Accounting Policies</i>	1 January 2023
Amendments to MFRS 108 <i>Accounting policies, Changes in Accounting Estimates and Errors: Definition of Accounting Estimates</i>	1 January 2023
Amendments to MFRS 112 <i>Income Taxes: Deferred Tax related to Assets and Liabilities arising from a Single Transaction</i>	1 January 2023
Amendments to MFRS 112 <i>Income Taxes: International Tax Reform - Pillar Two Model Rules</i>	1 January 2023

## Amlslamic Balanced

### NOTES TO THE FINANCIAL STATEMENTS FOR THE FINANCIAL YEAR ENDED 30 SEPTEMBER 2024

#### 2. BASIS OF PREPARATION OF THE FINANCIAL STATEMENTS (CONT'D.)

##### Standards issued but not yet effective

The new and amended standards that have been issued but not yet effective up to the date of issuance of the Fund's financial statements are disclosed below. The Fund intends to adopt these new pronouncements, if applicable, when they become effective.

Description	Effective for financial periods beginning on or after
Amendments to MFRS 16 <i>Leases: Lease Liability in a Sale and Leaseback*</i>	1 January 2024
Amendments to MFRS 101 <i>Presentation of Financial Statements: Non-Current Liabilities with Covenants</i>	1 January 2024
Amendments to MFRS 107 <i>Statement of Cash Flows</i> and MFRS 7 <i>Financial Instruments: Disclosures: Supplier Finance Arrangements</i>	1 January 2024
Amendments to MFRS 121 <i>The Effects of Changes in Foreign Exchange Rates: Lack of Exchangeability</i>	1 January 2025
Amendments to MFRS 9 <i>Financial Instruments</i> and MFRS 7 <i>Financial Instruments: Disclosures: Amendments to the Classifications and Measurement of Financial Instruments</i>	1 January 2026
Amendments that are part of Annual Improvements - Volume 11: Amendments to MFRS 1 <i>First-time Adoption of Malaysian Financial Reporting Standards</i>	1 January 2026
Amendments to MFRS 7 <i>Financial Instruments: Disclosures</i>	
Amendments to MFRS 9 <i>Financial Instruments</i>	
Amendments to MFRS 10 <i>Consolidated Financial Statements*</i>	
Amendments to MFRS 107 <i>Statement of Cash Flows</i>	
MFRS 18 <i>Presentation and Disclosure in Financial Statements</i>	1 January 2027
MFRS 19 <i>Subsidiaries without Public Accountability: Disclosures*</i>	1 January 2027
Amendments to MFRS 10 and MFRS 128: <i>Sale or Contribution of Assets between an Investor and its Associate or Joint Venture*</i>	Deferred

\* These MFRS and Amendments to MFRSs are not relevant to the Fund.

#### 3. SUMMARY OF ACCOUNTING POLICIES

##### 3.1 Income recognition

Income is recognised to the extent that it is probable that the economic benefits will flow to the Fund and the income can be reliably measured. Income is measured at the fair value of consideration received or receivable.

(i) Dividend/Distribution income

Dividend/Distribution income is recognised when the Fund's right to receive payment is established.

**NOTES TO THE FINANCIAL STATEMENTS  
FOR THE FINANCIAL YEAR ENDED 30 SEPTEMBER 2024**

**3. SUMMARY OF ACCOUNTING POLICIES (CONT'D.)**

**3.1 Income recognition (cont'd.)**

(ii) Profit income

For all profit-bearing financial assets, profit income is calculated using the effective profit method. Effective profit rate is the rate that exactly discounts estimated future cash payments or receipts through the expected life of the financial instrument or a shorter period, where appropriate, to the net carrying amount of the financial asset. The calculation takes into account all contractual terms of the financial instrument and includes any fees or incremental costs that are directly attributable to the instrument and are an integral part of the effective profit rate, but not future credit losses.

Once the recorded value of a financial asset or a group of similar financial assets has been reduced due to an impairment loss, profit income continues to be recognised using the rate of profit used to discount the future cash flows for the purpose of measuring the impairment loss.

(iii) Gain or loss on disposal of Shariah-compliant investments

On disposal of Shariah-compliant investments, the net realised gain or loss on disposal is measured as the difference between the net disposal proceeds and the carrying amount of the Shariah-compliant investments. The net realised gain or loss is recognised in profit or loss.

**3.2 Income tax**

Current tax assets and liabilities are measured at the amount expected to be recovered from or paid to the tax authorities. The tax rates and tax laws used to compute the amount are those that are enacted or substantively enacted at the reporting date.

Current taxes are recognised in profit or loss except to the extent that the tax relates to items recognised outside profit or loss, either in other comprehensive income or directly in equity.

**3.3 Functional and presentation currency**

Functional currency is the currency of the primary economic environment in which the Fund operates that most faithfully represents the economic effects of the underlying transactions. The functional currency of the Fund is Ringgit Malaysia ("RM") which reflects the currency in which the Fund competes for funds, issues and redeems units. The Fund has also adopted RM as its presentation currency.

**NOTES TO THE FINANCIAL STATEMENTS  
FOR THE FINANCIAL YEAR ENDED 30 SEPTEMBER 2024**

**3. SUMMARY OF ACCOUNTING POLICIES (CONT'D.)**

**3.4 Statement of cash flows**

The Fund adopts the direct method in the preparation of the statement of cash flows.

Cash and cash equivalents are short-term, highly liquid Shariah-compliant investments that are readily convertible to cash with insignificant risk of changes in value.

**3.5 Distribution**

Distribution is at the discretion of the Manager. A distribution to the Fund's unit holders is accounted for as a deduction from retained earnings and realised income. Realised income is the income earned from dividend/distribution income, profit income and net gain on disposal of Shariah-compliant investments after deducting expenses and taxation. A proposed distribution is recognised as a liability in the period in which it is approved. Distribution is either reinvested or paid in cash to the unit holders on the distribution payment date. Reinvestment of units is based on the NAV per unit on the distribution payment date, which is also the time of creation.

**3.6 Unit holders' capital**

The unit holders' capital of the Fund meets the definition of puttable instruments and is classified as equity instruments as it meets criteria for such classification under MFRS 132 *Financial Instruments: Presentation* ("MFRS 132").

**3.7 Financial instruments – initial recognition and measurement**

(i) Initial recognition

Financial assets and financial liabilities are recognised when the Fund becomes a party to the contractual provisions of the instrument. Regular way purchases and sales of financial assets are recognised using trade date accounting or settlement date accounting. The method used is applied consistently for all purchases and sales of financial assets that belong to the same category of financial assets.

(ii) Initial measurement

All financial assets are recognised initially at fair value, in the case of financial assets not recorded at FVTPL, transaction costs that are attributable to the acquisition of the financial assets. All financial liabilities are recognised initially at fair value and, in the case of financial liabilities not recorded at FVTPL, net of directly attributable transaction costs.

**NOTES TO THE FINANCIAL STATEMENTS  
FOR THE FINANCIAL YEAR ENDED 30 SEPTEMBER 2024**

**3. SUMMARY OF ACCOUNTING POLICIES (CONT'D.)**

**3.7 Financial instruments – initial recognition and measurement (cont'd.)**

(iii) “Day 1” profit or loss

At initial measurement, if the transaction price differs from the fair value, the Fund immediately recognises the difference between the transaction price and fair value (a “Day 1” profit or loss) in profit or loss provided that fair value is evidenced by a quoted price in an active market for an identical asset or liability (i.e. Level 1 input) or based on a valuation technique that uses only data from observable markets. In all other cases, the difference between the transaction price and model value is recognised in profit or loss on a systematic and rational basis that reflects the nature of the instrument over its tenure.

**3.8 Financial assets**

Classification and measurement

The classification of financial assets depends on the Fund’s business model of managing the financial assets in order to generate cash flows (“business model test”) and the contractual cash flow characteristics of the financial instruments (“SPPP test”). The business model test determines whether cash flows will result from collecting contractual cash flows, selling the financial assets, or both and the assessment is performed on a portfolio basis. The SPPP test determines whether the contractual cash flows are solely for payments of principal and profit and the assessment is performed on a financial instrument basis.

*Business model*

The business model reflects how the Fund manages the financial assets in order to generate cash flows. That is, whether the Fund’s objective is solely to collect the contractual cash flows from the assets, or is to collect both the contractual cash flows and cash flows arising from the sale of assets. If neither of these is applicable (e.g. the financial assets are held for trading purposes), then the financial assets are classified as part of “other” business model. Factors considered by the Fund in determining the business model for a portfolio of assets include past experience on how the cash flows for these assets were collected, how the asset’s performance is evaluated and reported to key management personnel, and how risks are assessed and managed.



**NOTES TO THE FINANCIAL STATEMENTS  
FOR THE FINANCIAL YEAR ENDED 30 SEPTEMBER 2024**

**3. SUMMARY OF ACCOUNTING POLICIES (CONT'D.)**

**3.8 Financial assets (cont'd.)**

Classification and measurement (cont'd.)

*Cash flow characteristics*

Where the business model is to hold the financial assets to collect contractual cash flows, or to collect contractual cash flows and sell, the Fund assesses whether the financial assets' contractual cash flows represent solely payment of principal and profit ("SPPP"). In making this assessment, the Fund considers whether the contractual cash flows are consistent with a basic financing arrangement, i.e. profit includes only consideration for time value of money, credit risk, other basic financing risks and a profit margin that is consistent with a basic financing arrangement. Financial assets with embedded derivatives are considered in their entirety when determining whether their cash flows are SPPP.

The Fund may classify its financial assets under the following categories:

*Financial assets at amortised cost*

A financial asset is measured at amortised cost if it is held within a business model whose objective is to hold financial assets in order to collect contractual cash flows and its contractual terms give rise on specified dates to cash flows that are solely payments of principal and profit on the principal amount outstanding. Financial assets include in this category are Shariah-compliant deposits with licensed financial institutions, cash at banks, amount due from Target Fund Manager, amount due from Manager, amount due from brokers/financial institutions, dividend/distribution receivables and other receivables.

*Financial assets at FVOCI*

A financial asset is measured at fair value through other comprehensive income ("FVOCI") if its business model is both to hold the asset to collect contractual cash flows and to sell the financial assets. In addition, the contractual terms of the financial assets give rise on specified dates to cash flows that are solely payments of principal and profit on the outstanding principal.

These Shariah-compliant investments are initially recorded at fair value and transaction costs are expensed in the profit or loss. Subsequent to initial recognition, these Shariah-compliant investments are remeasured at fair value. All fair value adjustments are initially recognised through OCI. Debt instruments at FVOCI are subject to impairment assessment.

**NOTES TO THE FINANCIAL STATEMENTS  
FOR THE FINANCIAL YEAR ENDED 30 SEPTEMBER 2024**

**3. SUMMARY OF ACCOUNTING POLICIES (CONT'D.)**

**3.8 Financial assets (cont'd.)**

Classification and measurement (cont'd.)

The Fund may classify its financial assets under the following categories: (cont'd.)

*Financial assets at FVTPL*

Any financial assets that are not measured at amortised cost or FVOCI are measured at FVTPL. Subsequent to initial recognition, financial assets at FVTPL are measured at fair value. Changes in the fair value of those financial instruments are recorded in "Net gain or loss on financial assets at FVTPL". Dividends/Distributions revenue and profit earned elements of such instruments are recorded separately in "Dividend/Distribution income" and "Profit income", respectively.

Instruments that qualify for amortised cost or FVOCI may be irrevocably designated as FVTPL, if doing so eliminates or significantly reduces a measurement or recognition inconsistency. Equity instruments are normally measured at FVTPL, nevertheless, the Fund is allowed to irrevocably designate equity instruments that are not held for trading as FVOCI, with no subsequent reclassification of gains or losses to profit or loss.

The Fund subsequently measures its Shariah-compliant investments in equity investments and Collective Investment Schemes ("CIS") at FVTPL. Dividends/Distributions earned whilst holding the Shariah-compliant investments are recognised in profit or loss when the right to receive the payment has been established. Gains and losses on the Shariah-compliant investments, realised and unrealised, are included in profit or loss.

**3.9 Financial liabilities – classification and subsequent measurement**

Financial liabilities issued by the Fund are classified as financial liabilities at amortised cost, where the substance of the contractual arrangement results in the Fund having an obligation either to deliver cash or another financial asset to the holders. After initial measurement, financial liabilities are subsequently measured at amortised cost using the effective profit method. Amortised cost is calculated by taking into account any discount or premium on acquisition and fees or costs that are an integral part of the effective profit rate.

**NOTES TO THE FINANCIAL STATEMENTS  
FOR THE FINANCIAL YEAR ENDED 30 SEPTEMBER 2024**

**3. SUMMARY OF ACCOUNTING POLICIES (CONT'D.)**

**3.10 Derecognition of financial instruments**

(i) Derecognition of financial asset

A financial asset (or, where applicable a part of a financial asset or part of a group of similar financial assets) is derecognised when:

- the rights to receive cash flows from the asset have expired, or
- the Fund has transferred its rights to receive cash flows from the asset or has assumed an obligation to pay the received cash flows in full without material delay to a third party under a “pass-through” arrangement; and either:
  - the Fund has transferred substantially all the risks and rewards of the asset, or
  - the Fund has neither transferred nor retained substantially all the risks and rewards of the asset, but has transferred control of the asset.

For Shariah-compliant investments classified as FVOCI - debt instruments, the cumulative fair value change recognised in OCI is recycled to profit or loss.

(ii) Derecognition of financial liability

A financial liability is derecognised when the obligation under the liability is discharged, cancelled or expired. Gains and losses are recognised in profit or loss when the liabilities are recognised, and through the amortisation process.

**3.11 Financial instruments – expected credit losses (“ECL”)**

The Fund assesses the ECL associated with its financial assets at amortised cost using simplified approach. Therefore, the Fund does not track changes in credit risk, but instead recognises a loss allowance based on lifetime ECLs at each reporting date. The ECL in respect of financial assets at amortised cost, if any, is recognised in profit or loss.

Financial assets together with the associated allowance are written off when it has exhausted all practical recovery efforts and there is no realistic prospect of future recovery. The Fund may also write-off financial assets that are still subject to enforcement activity when there is no reasonable expectation of full recovery. If a write-off is later recovered, the recovery is credited to profit or loss.

**NOTES TO THE FINANCIAL STATEMENTS  
FOR THE FINANCIAL YEAR ENDED 30 SEPTEMBER 2024**

**3. SUMMARY OF ACCOUNTING POLICIES (CONT'D.)**

**3.12 Determination of fair value**

For the Shariah-compliant investments in quoted equity securities and quoted CIS, fair value is determined based on the closing price quoted on Bursa Malaysia Berhad. For Shariah-compliant investments in unquoted CIS, fair value is determined based on the closing NAV per unit of the CIS. Purchased cost is the quoted price that the Fund paid when buying its Shariah-compliant investments. For Shariah-compliant investments in unquoted fixed income securities, nominal value is the face value of the securities and fair value is determined based on the indicative prices from Bond Pricing Agency Malaysia Sdn. Bhd. plus accrued profit, which includes the accretion of discount and amortisation of premium. Adjusted cost of Shariah-compliant investments relates to the purchased cost plus accrued profit, adjusted for amortisation of premium and accretion of discount, if any, calculated over the period from the date of acquisition to the date of maturity of the respective securities as approved by the Manager and the Trustee. The difference between purchased/adjusted cost and fair value is treated as unrealised gain or loss and is recognised in profit or loss. Unrealised gains or losses recognised in profit or loss are not distributable in nature.

**3.13 Classification of realised and unrealised gains and losses**

Unrealised gains and losses comprise changes in the fair value of financial instruments for the period and from reversal of prior period's unrealised gains and losses for financial instruments which were realised (i.e. sold, redeemed or matured) during the reporting period.

Realised gains and losses on disposals of financial instruments classified at FVTPL are calculated using the weighted average method. They represent the difference between an instrument's initial carrying amount and disposal amount.

**3.14 Significant accounting estimates and judgments**

The preparation of the Fund's financial statements requires the Manager to make judgments, estimates and assumptions that affect the reported amounts of revenues, expenses, assets and liabilities, and the disclosure of contingent liabilities at the reporting date. However, uncertainty about these assumptions and estimates could result in outcomes that could require a material adjustment to the carrying amount of the asset or liability in the future.

The Fund classifies its Shariah-compliant investments as financial assets at FVTPL as the Fund may sell its Shariah-compliant investments in short-term for profit-taking or to meet unit holders' cancellation of units.

No major judgments have been made by the Manager in applying the Fund's accounting policies. There are no key assumptions concerning the future and other key sources of estimation uncertainty at the reporting date, that have a significant risk of causing a material adjustment to the carrying amounts of assets and liabilities within the next financial year.

## Amlslamic Balanced

### NOTES TO THE FINANCIAL STATEMENTS FOR THE FINANCIAL YEAR ENDED 30 SEPTEMBER 2024

#### 4. SHARIAH-COMPLIANT INVESTMENTS

	2024 RM	2023 RM
<b>Financial assets at FVTPL</b>		
Quoted Shariah-compliant equity securities	5,313,942	4,496,128
Quoted Shariah-compliant CIS	198,076	191,100
Unquoted Shariah-compliant CIS	2,164,265	2,043,820
Unquoted Shariah-compliant fixed income securities	956,876	1,966,827
	<u>8,633,159</u>	<u>8,697,875</u>

Details of Shariah-compliant investments as at 30 September 2024 are as follows:

Name of company	Number of shares	Fair value RM	Purchased cost RM	Fair value as a percentage of NAV %
<b>Quoted Shariah-compliant equity securities</b>				
<b>Consumer discretionary</b>				
Bermaz Auto Berhad	40,900	91,616	55,624	0.80
DRB-HICOM Berhad	68,700	76,944	95,384	0.68
MBM Resources Berhad	27,300	160,797	90,684	1.41
	<u>136,900</u>	<u>329,357</u>	<u>241,692</u>	<u>2.89</u>
<b>Consumer staples</b>				
AEON Co. (M) Bhd.	72,000	109,440	94,830	0.96
Fraser & Neave Holdings Bhd.	3,700	115,514	77,014	1.01
Kuala Lumpur Kepong Berhad	4,400	90,376	93,872	0.79
PPB Group Berhad	6,400	92,544	117,929	0.81
QL Resources Berhad	24,600	115,128	92,740	1.01
Sarawak Oil Palms Berhad	17,800	53,044	48,208	0.47
Ta Ann Holdings Berhad	35,500	138,450	113,025	1.22
	<u>164,400</u>	<u>714,496</u>	<u>637,618</u>	<u>6.27</u>
<b>Energy</b>				
PETRONAS Dagangan Berhad	2,100	37,506	45,996	0.33
<b>Financials</b>				
Syarikat Takaful Malaysia Keluarga Berhad	37,100	144,690	156,513	1.27

## Amlslamic Balanced

### NOTES TO THE FINANCIAL STATEMENTS FOR THE FINANCIAL YEAR ENDED 30 SEPTEMBER 2024

#### 4. SHARIAH-COMPLIANT INVESTMENTS (CONT'D.)

Details of Shariah-compliant investments as at 30 September 2024 are as follows: (cont'd.)

Name of company	Number of shares	Fair value RM	Purchased cost RM	Fair value as a percentage of NAV %
<b>Quoted Shariah-compliant equity securities (cont'd.)</b>				
<b>Health care</b>				
Duopharma Biotech Berhad	68,900	93,704	103,675	0.82
Hartalega Holdings Berhad	38,700	107,973	119,940	0.95
Top Glove Corporation Bhd.	54,000	54,000	46,694	0.47
	<u>161,600</u>	<u>255,677</u>	<u>270,309</u>	<u>2.24</u>
<b>Industrials</b>				
AME Elite Consortium Berhad	19,500	32,565	33,150	0.29
CTOS Digital Berhad	90,200	110,044	144,800	0.96
Frontken Corporation Berhad	25,000	91,750	92,500	0.80
Gabungan AQRS Berhad	130,800	45,126	47,088	0.40
Gamuda Berhad	21,800	176,144	78,827	1.55
IJM Corporation Berhad	68,200	199,826	100,254	1.75
Kerjaya Prospek Group Berhad	42,200	79,758	46,842	0.70
MISC Berhad	15,000	117,000	103,050	1.03
Sime Darby Berhad	55,200	135,792	121,309	1.19
Sunway Berhad	48,400	203,280	80,827	1.78
	<u>516,300</u>	<u>1,191,285</u>	<u>848,647</u>	<u>10.45</u>
<b>Information technology</b>				
D&O Green Technologies Berhad	26,100	55,593	61,016	0.49
Datasonic Group Berhad	235,800	106,110	116,637	0.93
Greotech Technology Berhad	59,200	125,504	171,689	1.10
ITMAX System Berhad	53,200	192,052	66,836	1.69
SKP Resources Bhd.	110,900	123,099	154,579	1.08
UCHI Technologies Berhad	41,100	154,125	125,753	1.35
	<u>526,300</u>	<u>756,483</u>	<u>696,510</u>	<u>6.64</u>
<b>Materials</b>				
PETRONAS Chemicals Group Berhad	22,800	128,592	180,677	1.13
Press Metal Aluminium Holdings Berhad	23,000	116,380	97,227	1.02
	<u>45,800</u>	<u>244,972</u>	<u>277,904</u>	<u>2.15</u>

## Amlslamic Balanced

### NOTES TO THE FINANCIAL STATEMENTS FOR THE FINANCIAL YEAR ENDED 30 SEPTEMBER 2024

#### 4. SHARIAH-COMPLIANT INVESTMENTS (CONT'D.)

Details of Shariah-compliant investments as at 30 September 2024 are as follows: (cont'd.)

Name of company/trust	Number of shares/units	Fair value RM	Purchased cost RM	Fair value as a percentage of NAV %
<b>Quoted Shariah-compliant equity securities (cont'd.)</b>				
<b>Real estate</b>				
Eco World Development Group Berhad	71,100	127,269	45,882	1.12
Mah Sing Group Berhad	76,200	131,064	47,293	1.15
Matrix Concepts Holdings Berhad	79,550	159,100	107,911	1.40
Sime Darby Property Berhad	133,500	196,245	74,927	1.72
	<u>360,350</u>	<u>613,678</u>	<u>276,013</u>	<u>5.39</u>
<b>Telecommunication services</b>				
CelcomDigi Berhad	38,300	142,476	139,541	1.25
Telekom Malaysia Berhad	33,200	223,104	189,520	1.96
TIME dotCom Berhad	28,100	133,194	143,093	1.17
	<u>99,600</u>	<u>498,774</u>	<u>472,154</u>	<u>4.38</u>
<b>Utilities</b>				
Mega First Corporation Berhad	29,200	128,480	100,730	1.12
Tenaga Nasional Berhad	27,600	398,544	267,120	3.50
	<u>56,800</u>	<u>527,024</u>	<u>367,850</u>	<u>4.62</u>
<b>Total quoted Shariah-compliant equity securities</b>	<u>2,107,250</u>	<u>5,313,942</u>	<u>4,291,206</u>	<u>46.63</u>
<b>Quoted Shariah-compliant CIS</b>				
<b>REITs</b>				
AME Real Estate Investment Trust	40,700	59,422	47,394	0.52
Axis Real Estate Investment Trust	75,767	138,654	144,428	1.22
	<u>116,467</u>	<u>198,076</u>	<u>191,822</u>	<u>1.74</u>
<b>Total quoted Shariah-compliant CIS</b>	<u>116,467</u>	<u>198,076</u>	<u>191,822</u>	<u>1.74</u>

## Amlslamic Balanced

### NOTES TO THE FINANCIAL STATEMENTS FOR THE FINANCIAL YEAR ENDED 30 SEPTEMBER 2024

#### 4. SHARIAH-COMPLIANT INVESTMENTS (CONT'D.)

Details of Shariah-compliant investments as at 30 September 2024 are as follows: (cont'd.)

Name of trust	Number of units	Fair value RM	Purchased cost RM	Fair value as a percentage of NAV %
<b>Unquoted Shariah-compliant CIS</b>				
AmBon Islam*	783,415	1,069,127	1,005,009	9.38
AmDynamic Sukuk*	618,759	939,585	873,093	8.25
Amlslamic Global SRI*	142,461	155,553	142,376	1.36
<b>Total unquoted Shariah-compliant CIS</b>	<b>1,544,634</b>	<b>2,164,265</b>	<b>2,020,478</b>	<b>18.99</b>

Maturity date	Issuer	Credit rating	Nominal value RM	Fair value RM	Adjusted cost RM	Fair value as a percentage of NAV %
<b>Unquoted Shariah-compliant fixed income securities</b>						
<b>Corporate sukuk</b>						
14.04.2028	Infracap Resources Sdn. Bhd.	AAA	500,000	515,883	513,988	4.53
20.04.2028	UMW Holdings Berhad	AA	400,000	440,993	411,273	3.87
<b>Total corporate sukuk</b>			<b>900,000</b>	<b>956,876</b>	<b>925,261</b>	<b>8.40</b>

<b>Total unquoted Shariah-compliant fixed income securities</b>			<b>900,000</b>	<b>956,876</b>	<b>925,261</b>	<b>8.40</b>
<b>Total financial assets at FVTPL</b>				<b>8,633,159</b>	<b>7,428,767</b>	<b>75.76</b>
<b>Excess of fair value over purchased/adjusted cost</b>				<b>1,204,392</b>		



## Amlslamic Balanced

### NOTES TO THE FINANCIAL STATEMENTS FOR THE FINANCIAL YEAR ENDED 30 SEPTEMBER 2024

#### 4. SHARIAH-COMPLIANT INVESTMENTS (CONT'D.)

The weighted average effective yield on Shariah-compliant investments are as follows:

	Effective yield	
	2024	2023
	%	%
Corporate sukuk	3.89	3.95

Analysis of the remaining maturity of unquoted Shariah-compliant investments as at 30 September 2024 and 30 September 2023 are as follows:

	Less than 1 year RM	1 year to 5 years RM	More than 5 years RM
<b>2024</b>			
At nominal value:			
Corporate sukuk	-	900,000	-
<b>2023</b>			
At nominal value:			
Corporate sukuk	1,000,000	900,000	-

\* These CIS are managed by the Manager.

#### 5. AMOUNT DUE FROM/TO MANAGER

	Note	2024 RM	2023 RM
<b>(a) Due from Manager</b>			
Creation of units	(i)	374,321	-
<b>(b) Due to Manager</b>			
Manager's fee payable	(ii)	12,460	11,042

(i) This represents amount receivable from the Manager for units created.

The normal credit period in the previous and current financial years for creation of units is three business days.

## Amlslamic Balanced

### NOTES TO THE FINANCIAL STATEMENTS FOR THE FINANCIAL YEAR ENDED 30 SEPTEMBER 2024

#### 5. AMOUNT DUE FROM/TO MANAGER (CONT'D.)

- (ii) Manager's fee is at a rate of 1.50% (2023: 1.50%) per annum on the NAV of the Fund, calculated on a daily basis. As the Fund invested in the unquoted CIS, the Manager's fee related to the CIS has been charged by the Manager.

According to the Securities Commission Malaysia's Guidelines on Unit Trust Funds, the Manager's fee can only be charged once and hence, no Manager's fee can be charged to NAV of the unquoted CIS of this Fund to avoid double charging of Manager's fee.

The normal credit period in the previous and current financial years for Manager's fee payable is one month.

#### 6. SHARIAH-COMPLIANT DEPOSIT WITH LICENSED FINANCIAL INSTITUTION

	2024 RM	2023 RM
At nominal value:		
Short-term deposit	<u>2,100,000</u>	<u>540,000</u>
At carrying value:		
Short-term deposit	<u>2,100,170</u>	<u>540,089</u>

Details of Shariah-compliant deposit with licensed financial institution are as follows:

Maturity date	Financial institution	Nominal value RM	Carrying value RM	Carrying value as a percentage of NAV %
<b>2024</b>				
<b>Short-term deposit</b>				
01.10.2024	CIMB Islamic Bank Berhad	<u>2,100,000</u>	<u>2,100,170</u>	<u>18.43</u>

The weighted average effective profit rate and weighted average remaining maturities of short-term deposit are as follows:

	Weighted average effective profit rate		Weighted average remaining maturities	
	2024 %	2023 %	2024 Days	2023 Days
Short-term deposit	<u>2.95</u>	<u>3.00</u>	<u>1</u>	<u>2</u>

## Amlslamic Balanced

### NOTES TO THE FINANCIAL STATEMENTS FOR THE FINANCIAL YEAR ENDED 30 SEPTEMBER 2024

#### 7. AMOUNT DUE TO BROKERS

Amount due to brokers arose from the purchase of Shariah-compliant investments. The settlement period is within two business days from the transaction date.

#### 8. AMOUNT DUE TO TRUSTEE

Trustee's fee is at a rate of 0.06% (2023: 0.06%) per annum on the NAV of the Fund, calculated on a daily basis.

The normal credit period in the previous and current financial years for Trustee's fee payable is one month.

#### 9. NET GAINS FROM SHARIAH-COMPLIANT INVESTMENTS

	2024 RM	2023 RM
Net gains on financial assets at FVTPL comprised:		
– Net realised (loss)/gain on sale of Shariah-compliant investments	(13,618)	3,957
– Net unrealised gains on changes in fair value of Shariah-compliant investments	<u>1,077,807</u>	<u>491,081</u>
	<u>1,064,189</u>	<u>495,038</u>

#### 10. TOTAL EQUITY

Total equity is represented by:

	Note	2024 RM	2023 RM
Unit holders' capital	(a)	(731,182)	(1,308,975)
Retained earnings			
– Realised income	(b)	10,921,479	10,799,046
– Unrealised gains	(c)	<u>1,204,392</u>	<u>126,585</u>
		<u>11,394,689</u>	<u>9,616,656</u>

## Amlslamic Balanced

### NOTES TO THE FINANCIAL STATEMENTS FOR THE FINANCIAL YEAR ENDED 30 SEPTEMBER 2024

#### 10. TOTAL EQUITY (CONT'D.)

##### (a) Unit holders' capital/Units in circulation

	2024		2023	
	Number of units	RM	Number of units	RM
At beginning of the financial year	17,782,991	(1,308,975)	18,225,741	(1,085,709)
Creation during the financial year	6,214,144	3,729,718	2,657,784	1,380,795
Cancellation during the financial year	(5,360,612)	(3,151,925)	(3,100,534)	(1,604,061)
At end of the financial year	<u>18,636,523</u>	<u>(731,182)</u>	<u>17,782,991</u>	<u>(1,308,975)</u>

The negative balance of unit holders' capital was due to the cancellation of units at a higher NAV per unit following the price appreciation of the Fund as compared to the units being created at a lower NAV per unit in prior years.

##### (b) Realised – distributable

	2024	2023
	RM	RM
At beginning of the financial year	10,799,046	10,636,501
Net realised income for the financial year	<u>122,433</u>	<u>162,545</u>
At end of the financial year	<u>10,921,479</u>	<u>10,799,046</u>

##### (c) Unrealised – non-distributable

	2024	2023
	RM	RM
At beginning of the financial year	126,585	(364,496)
Net unrealised gains for the financial year	<u>1,077,807</u>	<u>491,081</u>
At end of the financial year	<u>1,204,392</u>	<u>126,585</u>

## Amlslamic Balanced

### NOTES TO THE FINANCIAL STATEMENTS FOR THE FINANCIAL YEAR ENDED 30 SEPTEMBER 2024

#### 11. SIGNIFICANT RELATED PARTIES TRANSACTIONS AND BALANCES

The related parties and their relationships with the Fund are as follows:

<u>Related parties</u>	<u>Relationships</u>
AmFunds Management Berhad	The Manager
AmInvestment Bank Berhad	Holding company of the Manager
AMMB Holdings Berhad ("AMMB")	Ultimate holding company of the Manager
Subsidiaries and associates of AMMB as disclosed in its financial statements	Subsidiaries and associate companies of the ultimate holding company of the Manager

There are no units held by the Manager or any other related party as at 30 September 2024 and 30 September 2023.

Other than those disclosed elsewhere in the financial statements, the significant related party transactions and balances as at the reporting date are as follows:

	<b>2024</b>	<b>2023</b>
	<b>RM</b>	<b>RM</b>
<b>(i) Significant related party transactions</b>		
<u>AmBank Islamic Berhad</u> Profit income	12,322	12,222
<u>AmFunds Management Berhad</u> Distribution income	25,851	24,273
<b>(ii) Significant related party balances</b>		
<u>AmBank Islamic Berhad</u> Cash at banks	438,019	383,303

#### 12. TAXATION

	<b>2024</b>	<b>2023</b>
	<b>RM</b>	<b>RM</b>
Local tax	842	921

Income tax payable is calculated on Shariah-compliant investment income less deduction for permitted expenses as provided under Section 63B of the Income Tax Act, 1967.

## Amlslamic Balanced

### NOTES TO THE FINANCIAL STATEMENTS FOR THE FINANCIAL YEAR ENDED 30 SEPTEMBER 2024

#### 12. TAXATION (CONT'D.)

A reconciliation of income tax expense applicable to net income before taxation at the statutory income tax rate to income tax expense at the effective income tax rate of the Fund is as follows:

	<b>2024</b>	<b>2023</b>
	<b>RM</b>	<b>RM</b>
Net income before taxation	1,201,082	654,547
Taxation at Malaysian statutory rate of 24% (2023: 24%)	288,260	157,091
Tax effects of:		
Income not subject to tax	(330,112)	(199,399)
Losses not allowed for tax deduction	3,268	2,362
Restriction on tax deductible expenses for unit trust fund	28,667	27,061
Non-permitted expenses for tax purposes	7,573	10,800
Permitted expenses not used and not available for future financial years	3,186	3,006
Tax expense for the financial year	842	921

#### 13. TOTAL EXPENSE RATIO (“TER”)

The Fund’s TER is as follows:

	<b>2024</b>	<b>2023</b>
	<b>% p.a.</b>	<b>% p.a.</b>
Manager’s fee	1.27	1.28
Trustee’s fee	0.06	0.06
Fund’s other expenses	0.25	0.27
Total TER	1.58	1.61

The TER of the Fund is the ratio of the sum of fees and expenses incurred by the Fund to the average NAV of the Fund calculated on a daily basis.

#### 14. PORTFOLIO TURNOVER RATIO (“PTR”)

The PTR of the Fund, which is the ratio of average total acquisitions and disposals of Shariah-compliant investments to the average NAV of the Fund calculated on a daily basis, is 0.14 times (2023: 0.27 times).

## Amlslamic Balanced

### NOTES TO THE FINANCIAL STATEMENTS FOR THE FINANCIAL YEAR ENDED 30 SEPTEMBER 2024

#### 15. SEGMENTAL REPORTING

The Manager and Investment Committee of the Fund are responsible for allocating resources available to the Fund in accordance with the overall investment strategies as set out in the Investment Guidelines of the Fund. The Fund is managed by three segments:

- A portfolio of Shariah-compliant equity instruments;
- A portfolio of Shariah-compliant CIS; and
- A portfolio of Shariah-compliant fixed income instruments, including Shariah-compliant deposit with licensed financial institution.

The investment objective of each segment is to achieve consistent returns from the Shariah-compliant investments in each segment while safeguarding capital by investing in diversified portfolios. There have been no changes in reportable segments in the current financial year.

	Equity portfolio RM	CIS portfolio RM	Fixed income portfolio RM	Total RM
<b>2024</b>				
Dividend/Distribution income	166,515	35,753	-	202,268
Profit income	-	-	98,898	98,898
Net gains from Shariah-compliant investments:				
- Financial assets at FVTPL	949,614	97,248	17,327	1,064,189
Total segment investment income for the financial year	<u>1,116,129</u>	<u>133,001</u>	<u>116,225</u>	<u>1,365,355</u>
Financial assets at FVTPL	5,313,942	2,362,341	956,876	8,633,159
Dividend/Distribution receivables	11,691	-	-	11,691
Shariah-compliant deposit with licensed financial institution	-	-	2,100,170	2,100,170
Total segment assets	<u>5,325,633</u>	<u>2,362,341</u>	<u>3,057,046</u>	<u>10,745,020</u>
Amount due to brokers	136,296	-	-	136,296
Total segment liability	<u>136,296</u>	<u>-</u>	<u>-</u>	<u>136,296</u>

**Amlslamic Balanced**

**NOTES TO THE FINANCIAL STATEMENTS  
FOR THE FINANCIAL YEAR ENDED 30 SEPTEMBER 2024**

**15. SEGMENTAL REPORTING (CONT'D.)**

	Equity portfolio RM	CIS portfolio RM	Fixed income portfolio RM	Total RM
<b>2023</b>				
Dividend/Distribution income	185,685	35,581	-	221,266
Profit income	-	-	108,524	108,524
Net gains from Shariah- compliant investments:				
– Financial assets at FVTPL	319,895	114,839	60,302	495,036
Total segment investment income for the financial year	<u>505,580</u>	<u>150,420</u>	<u>168,826</u>	<u>824,826</u>
Financial assets at FVTPL	4,496,128	2,234,920	1,966,827	8,697,875
Dividend/Distribution receivables	16,297	4,323	-	20,620
Shariah-compliant deposit with licensed financial institution	-	-	540,089	540,089
Total segment assets	<u>4,512,425</u>	<u>2,239,243</u>	<u>2,506,916</u>	<u>9,258,584</u>

Expenses of the Fund are not considered part of the performance of any investment segment. The following table provides reconciliation between the net reportable segment income and net income after taxation:

	2024 RM	2023 RM
Net reportable segment investment income	1,365,355	824,828
Less: Expenses	(164,273)	(170,281)
Net income before taxation	<u>1,201,082</u>	<u>654,547</u>
Taxation	(842)	(921)
Net income after taxation	<u>1,200,240</u>	<u>653,626</u>



## Amlslamic Balanced

### NOTES TO THE FINANCIAL STATEMENTS FOR THE FINANCIAL YEAR ENDED 30 SEPTEMBER 2024

#### 15. SEGMENTAL REPORTING (CONT'D.)

In addition, certain assets and liabilities are not considered to be part of the net assets or liabilities of an individual segment. The following table provides reconciliation between the net reportable segment assets and liabilities and total assets and liabilities of the Fund.

	<b>2024</b>	<b>2023</b>
	<b>RM</b>	<b>RM</b>
Total segment assets	10,745,020	9,258,584
Amount due from Manager	374,321	-
Cash at banks	438,019	383,303
Total assets of the Fund	<u>11,557,360</u>	<u>9,641,887</u>
Total segment liability	136,296	-
Amount due to Manager	12,460	11,042
Amount due to Trustee	530	473
Sundry payables and accruals	13,385	13,716
Total liabilities of the Fund	<u>162,671</u>	<u>25,231</u>

#### 16. TRANSACTIONS WITH THE MANAGER AND BROKERS

Details of transactions with the Manager and brokers for the financial year ended 30 September 2024 are as follows:

	<b>Transactions value</b>		<b>Brokerage fee, stamp duty and clearing fee</b>	
	<b>RM</b>	<b>%</b>	<b>RM</b>	<b>%</b>
Public Investment Bank Berhad	559,812	31.01	2,164	30.11
AmlInvestment Bank Berhad*	387,361	21.46	1,476	20.53
Affin Hwang Investment Bank Berhad	336,122	18.62	1,449	20.16
Maybank Investment Bank Berhad	174,068	9.64	776	10.79
RHB Investment Bank Berhad	160,827	8.91	726	10.10
J.P. Morgan Securities (Malaysia) Sdn. Bhd.	88,560	4.91	337	4.69
Hong Leong Investment Bank Berhad	68,185	3.78	260	3.62
AmFunds Management Berhad*	30,173	1.67	-	-
Total	<u>1,805,108</u>	<u>100.00</u>	<u>7,188</u>	<u>100.00</u>

## Amlslamic Balanced

### NOTES TO THE FINANCIAL STATEMENTS FOR THE FINANCIAL YEAR ENDED 30 SEPTEMBER 2024

#### 16. TRANSACTIONS WITH THE MANAGER AND BROKERS (CONT'D.)

\* Financial institutions related to the Manager.

The Manager is of the opinion that the above transactions have been entered in the normal course of business and have been established under terms that are no less favourable than those arranged with independent third parties.

The above transactions are in respect of Shariah-compliant quoted equity securities, Shariah-compliant CIS and Shariah-compliant fixed income instruments. Transactions in unquoted Shariah-compliant CIS and Shariah-compliant fixed income instruments do not involve any commission or brokerage fee.

#### 17. FINANCIAL INSTRUMENTS

##### (a) Classification of financial instruments

The accounting policies in Note 3 describe how the classes of financial instruments are measured, and how income and expenses, including fair value gains and losses, are recognised. The following table analyses the financial assets and liabilities of the Fund in the statement of financial position by the class of financial instruments to which they are assigned, and therefore by the measurement basis.

	Financial assets at FVTPL RM	Financial assets at amortised cost RM	Financial liabilities at amortised cost RM	Total RM
<b>2024</b>				
<b>Financial assets</b>				
Shariah-compliant investments	8,633,159	-	-	8,633,159
Amount due from Manager	-	374,321	-	374,321
Dividend/Distribution receivables	-	11,691	-	11,691
Shariah-compliant deposit with licensed financial institution	-	2,100,170	-	2,100,170
Cash at banks	-	438,019	-	438,019
<b>Total financial assets</b>	<b>8,633,159</b>	<b>2,924,201</b>	<b>-</b>	<b>11,557,360</b>
<b>Financial liabilities</b>				
Amount due to Manager	-	-	12,460	12,460
Amount due to brokers	-	-	136,296	136,296
Amount due to Trustee	-	-	530	530
<b>Total financial liabilities</b>	<b>-</b>	<b>-</b>	<b>149,286</b>	<b>149,286</b>

**Amlslamic Balanced**

**NOTES TO THE FINANCIAL STATEMENTS  
FOR THE FINANCIAL YEAR ENDED 30 SEPTEMBER 2024**

**17. FINANCIAL INSTRUMENTS (CONT'D.)**

**(a) Classification of financial instruments (cont'd.)**

	<b>Financial assets at FVTPL RM</b>	<b>Financial assets at amortised cost RM</b>	<b>Financial liabilities at amortised cost RM</b>	<b>Total RM</b>
<b>2023</b>				
<b>Financial assets</b>				
Shariah-compliant investments	8,697,875	-	-	8,697,875
Dividend/Distribution receivables	-	20,620	-	20,620
Shariah-compliant deposit with licensed financial institution	-	540,089	-	540,089
Cash at banks	-	383,303	-	383,303
<b>Total financial assets</b>	<b>8,697,875</b>	<b>944,012</b>	<b>-</b>	<b>9,641,887</b>
<b>Financial liabilities</b>				
Amount due to Manager	-	-	11,042	11,042
Amount due to Trustee	-	-	473	473
<b>Total financial liabilities</b>	<b>-</b>	<b>-</b>	<b>11,515</b>	<b>11,515</b>
			<b>Income, expenses, gains and losses</b>	
			<b>2024</b>	<b>2023</b>
			<b>RM</b>	<b>RM</b>
Net gains from financial assets at FVTPL			1,064,189	495,038
Income, of which derived from:				
– Dividend/Distribution income from financial assets at FVTPL			202,268	221,266
– Profit income from financial assets at FVTPL			69,513	86,440
– Profit income from financial assets at amortised cost			<u>29,385</u>	<u>22,084</u>

**NOTES TO THE FINANCIAL STATEMENTS  
FOR THE FINANCIAL YEAR ENDED 30 SEPTEMBER 2024**

**17. FINANCIAL INSTRUMENTS (CONT'D.)**

**(b) Financial instruments that are carried at fair value**

The Fund's financial assets and liabilities are carried at fair value.

The Fund uses the following hierarchy for determining and disclosing the fair value of financial instruments by valuation technique:

- Level 1: quoted (unadjusted) prices in active markets for identical assets or liabilities;
- Level 2: other techniques for which all inputs which have a significant effect on the recorded fair value are observable; either directly or indirectly; or
- Level 3: techniques which use inputs which have a significant effect on the recorded fair value that are not based on observable market data.

The following table shows an analysis of financial instruments recorded at fair value by the level of the fair value hierarchy:

	<b>Level 1 RM</b>	<b>Level 2 RM</b>	<b>Level 3 RM</b>	<b>Total RM</b>
<b>2024</b>				
Financial assets at FVTPL	<u>5,512,018</u>	<u>3,121,141</u>	-	<u>8,633,159</u>
<b>2023</b>				
Financial assets at FVTPL	<u>4,687,228</u>	<u>4,010,647</u>	-	<u>8,697,875</u>

**(c) Financial instruments that are not carried at fair value and whose carrying amounts are reasonable approximation of fair value**

The following are classes of financial instruments that are not carried at fair value and whose carrying amounts are reasonable approximation of fair value due to their short period to maturity or short credit period:

- Amount due from/to Manager
- Dividend/Distribution receivables
- Shariah-compliant deposit with licensed financial institution
- Cash at banks
- Amount due to brokers
- Amount due to Trustee

There are no financial instruments which are not carried at fair value and whose carrying amounts are not reasonable approximation of their respective fair value.

**NOTES TO THE FINANCIAL STATEMENTS  
FOR THE FINANCIAL YEAR ENDED 30 SEPTEMBER 2024**

**18. FINANCIAL RISK MANAGEMENT OBJECTIVES AND POLICIES**

The Fund is exposed to a variety of risks that include market risk, credit risk, liquidity risk, single issuer risk, regulatory risk, management risk, non-compliance risk and Shariah non-compliance risk.

Risk management is carried out by closely monitoring, measuring and mitigating the above said risks, careful selection of Shariah-compliant investments coupled with stringent compliance to Shariah-compliant investments restrictions as stipulated by the Capital Markets and Services Act 2007, Securities Commission Malaysia's Guidelines on Unit Trust Funds, Securities Commission Malaysia's Guidelines on Islamic Capital Market Products and Services, and the Deeds as the backbone of risk management of the Fund.

**(a) Market risk**

The Fund's principal exposure to market risk arises primarily due to changes in the market environment, global economic and geo-political developments.

The Fund's market risk is affected primarily by the following risks:

**(i) Price risk**

Price risk refers to the uncertainty of an investment's future prices. In the event of adverse price movements, the Fund might endure potential loss on its Shariah-compliant investments. In managing price risk, the Manager actively monitors the performance and risk profile of the investment portfolio.

The result below summarised the price risk sensitivity of the Fund's NAV due to movements of price by -5.00% and +5.00% respectively:

<b>Percentage movements in price by:</b>	<b>Sensitivity of the Fund's NAV</b>	
	<b>2024</b>	<b>2023</b>
	<b>RM</b>	<b>RM</b>
-5.00%	(383,814)	(336,552)
+5.00%	383,814	336,552

**(ii) Rate of return risk**

Rate of return risk will affect the value of the Fund's Shariah-compliant investments, given the rate of return movements, which are influenced by regional and local economic developments as well as political developments.

## Amlslamic Balanced

### NOTES TO THE FINANCIAL STATEMENTS FOR THE FINANCIAL YEAR ENDED 30 SEPTEMBER 2024

#### 18. FINANCIAL RISK MANAGEMENT OBJECTIVES AND POLICIES (CONT'D.)

##### (a) Market risk (cont'd.)

##### (ii) Rate of return risk (cont'd.)

Domestic profit rate on Shariah-compliant deposits and placements with licensed financial institutions are determined based on prevailing market rates.

The result below summarised the rate of return sensitivity of the Fund's NAV, or theoretical value due to the parallel movement assumption of the yield curve by +100bps and -100bps respectively:

Parallel shift in yield curve by:	Sensitivity of the Fund's NAV, or theoretical value	
	2024 RM	2023 RM
+100 bps	(29,738)	(45,603)
-100 bps	30,897	47,455

##### (b) Credit risk

Credit risk is the risk that the counterparty to a financial instrument will cause a financial loss for the Fund by failing to discharge an obligation. The Fund can invest up to 100% of the NAV in Shariah-compliant fixed income instruments. As such the Fund would be exposed to the risk of sukuk issuers and licensed financial institutions defaulting on its repayment obligations which in turn would affect the NAV of the Fund.

##### (i) Credit quality of financial assets

The following table analyses the Fund's portfolio of Islamic debt securities by rating category as at 30 September 2024 and 30 September 2023:

Credit rating	RM	As a % of debt securities	As a % of NAV
<b>2024</b>			
AAA	515,883	53.91	4.53
AA	440,993	46.09	3.87
	<u>956,876</u>	<u>100.00</u>	<u>8.40</u>
<b>2023</b>			
AAA	1,526,266	77.60	15.87
AA	440,561	22.40	4.58
	<u>1,966,827</u>	<u>100.00</u>	<u>20.45</u>

**NOTES TO THE FINANCIAL STATEMENTS  
FOR THE FINANCIAL YEAR ENDED 30 SEPTEMBER 2024**

**18. FINANCIAL RISK MANAGEMENT OBJECTIVES AND POLICIES (CONT'D.)**

**(b) Credit risk (cont'd.)**

**(i) Credit quality of financial assets (cont'd.)**

For Shariah-compliant deposit with licensed financial institution, the Fund makes placements with licensed financial institution with sound rating of P1/MARC-1 and above. The following table presents the Fund's portfolio of deposit by rating category as at 30 September 2024 and 30 September 2023:

<b>Credit rating</b>	<b>RM</b>	<b>As a % of deposits</b>	<b>As a % of NAV</b>
<b>2024</b>			
P1/MARC-1	2,100,170	100.00	18.43
<b>2023</b>			
P1/MARC-1	540,089	100.00	5.62

Cash at banks are held for liquidity purposes and are not exposed to significant credit risk.

**(ii) Credit risk concentration**

Concentration of risk is monitored and managed based on sectorial distribution. The table below analyses the Fund's portfolio of Islamic debt securities by sectorial distribution as at 30 September 2024 and 30 September 2023:

<b>Sector</b>	<b>RM</b>	<b>As a % of debt securities</b>	<b>As a % of NAV</b>
<b>2024</b>			
Consumer discretionary	440,993	46.09	3.87
Public administration	515,883	53.91	4.53
	<u>956,876</u>	<u>100.00</u>	<u>8.40</u>
<b>2023</b>			
Communications services	1,017,296	51.72	10.58
Consumer discretionary	440,561	22.40	4.58
Public administration	508,970	25.88	5.29
	<u>1,966,827</u>	<u>100.00</u>	<u>20.45</u>

**Amlslamic Balanced**

**NOTES TO THE FINANCIAL STATEMENTS  
FOR THE FINANCIAL YEAR ENDED 30 SEPTEMBER 2024**

**18. FINANCIAL RISK MANAGEMENT OBJECTIVES AND POLICIES (CONT'D.)**

**(c) Liquidity risk**

Liquidity risk is defined as the risk that the Fund will encounter difficulty in meeting obligations associated with financial liabilities that are settled by delivering cash or another financial assets. Exposure to liquidity risk arises because of the possibility that the Fund could be required to pay its financial liabilities or redeem its units earlier than expected. The Fund maintains sufficient level of liquid assets, after consultation with the Trustee, to meet anticipated payments and cancellations of units by unit holders. Liquid assets comprise of cash at banks, Shariah-compliant deposits with licensed financial institution and other instruments, which are capable of being converted into cash within 5 to 7 days. The Fund's policy is to always maintain a prudent level of liquid assets so as to reduce liquidity risk.

The following table presents the undiscounted contractual cash flows from different financial assets and financial liabilities classes in the Fund:

	<b>Contractual cash flows (undiscounted)</b>					
	<b>0 – 1</b>	<b>1 – 2</b>	<b>2 – 3</b>	<b>3 – 4</b>	<b>4 – 5</b>	<b>More than</b>
	<b>year</b>	<b>years</b>	<b>years</b>	<b>years</b>	<b>years</b>	<b>5 years</b>
	<b>RM</b>	<b>RM</b>	<b>RM</b>	<b>RM</b>	<b>RM</b>	<b>RM</b>
<b>2024</b>						
<b>Financial assets</b>						
Shariah-compliant investments	45,930	45,930	46,000	946,070	-	-
Amount due from Manager	374,321					
Dividend/Distribution receivables	11,691	-	-	-	-	-
Shariah-compliant deposit with licensed financial institution	2,100,170	-	-	-	-	-
Cash at bank	438,019	-	-	-	-	-
<b>Total financial assets</b>	<b>2,970,131</b>	<b>45,930</b>	<b>46,000</b>	<b>946,070</b>	<b>-</b>	<b>-</b>



**Amlslamic Balanced**

**NOTES TO THE FINANCIAL STATEMENTS  
FOR THE FINANCIAL YEAR ENDED 30 SEPTEMBER 2024**

**18. FINANCIAL RISK MANAGEMENT OBJECTIVES AND POLICIES (CONT'D.)**

**(c) Liquidity risk (cont'd.)**

The following table presents the undiscounted contractual cash flows from different financial assets and financial liabilities classes in the Fund: (cont'd.)

	<b>Contractual cash flows (undiscounted)</b>					
	<b>0 – 1 year RM</b>	<b>1 – 2 years RM</b>	<b>2 – 3 years RM</b>	<b>3 – 4 years RM</b>	<b>4 – 5 years RM</b>	<b>More than 5 years RM</b>
<b>2024 (cont'd.)</b>						
<b>Financial liabilities</b>						
Amount due to Manager	12,460	-	-	-	-	-
Amount due to brokers	136,296	-	-	-	-	-
Amount due to Trustee	530	-	-	-	-	-
<b>Total financial liabilities</b>	<b>149,286</b>	<b>-</b>	<b>-</b>	<b>-</b>	<b>-</b>	<b>-</b>
<b>2023</b>						
<b>Financial assets</b>						
Shariah-compliant investments	1,096,791	45,930	45,930	46,000	946,070	-
Dividend/Distribution receivables	20,620	-	-	-	-	-
Shariah-compliant deposit with a licensed financial institution	540,133	-	-	-	-	-
Cash at banks	383,303	-	-	-	-	-
<b>Total financial assets</b>	<b>2,040,847</b>	<b>45,930</b>	<b>45,930</b>	<b>46,000</b>	<b>946,070</b>	<b>-</b>
<b>Financial liabilities</b>						
Amount due to Manager	11,042	-	-	-	-	-
Amount due to Trustee	473	-	-	-	-	-
<b>Total financial liabilities</b>	<b>11,515</b>	<b>-</b>	<b>-</b>	<b>-</b>	<b>-</b>	<b>-</b>

**NOTES TO THE FINANCIAL STATEMENTS  
FOR THE FINANCIAL YEAR ENDED 30 SEPTEMBER 2024**

**18. FINANCIAL RISK MANAGEMENT OBJECTIVES AND POLICIES (CONT'D.)**

**(d) Single issuer risk**

Internal policy restricts the Fund from investing in securities issued by any issuer of not more than a certain percentage of its NAV. Under such restriction, the risk exposure to the securities of any single issuer is diversified and managed based on internal/external ratings.

**(e) Regulatory risk**

Any changes in national policies and regulations may have effects on the capital market and the NAV of the Fund.

**(f) Management risk**

Poor management of the Fund may cause considerable losses to the Fund that in turn may affect the NAV of the Fund.

**(g) Non-compliance risk**

This is the risk of the Manager or the Trustee not complying with the respective internal policies, the Deeds, securities laws or guidelines issued by the regulators relevant to each party, which may adversely affect the performance of the Fund.

**(h) Shariah non-compliance risk**

This is the risk of the Fund not conforming to Shariah Investment Guidelines. The Shariah Adviser for the Fund would be responsible for ensuring that the Fund is managed and administered in accordance with Shariah Investment Guidelines. Note that as the Fund can only invest in Shariah-compliant instruments, non-compliance may adversely affect the NAV of the Fund when the rectification of non-compliance results in losses.

**NOTES TO THE FINANCIAL STATEMENTS  
FOR THE FINANCIAL YEAR ENDED 30 SEPTEMBER 2024**

**19. CAPITAL MANAGEMENT**

The capital of the Fund can vary depending on the demand for creation and cancellation of units to the Fund.

The Fund's objectives for managing capital are:

- (a) To invest in Shariah-complaint investments meeting the description, risk exposure and expected return indicated in its prospectus;
- (b) To maintain sufficient liquidity to meet the expenses of the Fund, and to meet cancellation requests as they arise; and
- (c) To maintain sufficient fund size to make the operations of the Fund cost-efficient.

No changes were made to the capital management objectives, policies or processes during the current and previous financial years.

## **AmIslamic Balanced**

### **STATEMENT BY THE MANAGER**

I, Goh Wee Peng, being the Director of and on behalf of the Board of Directors of AmFunds Management Berhad (the “Manager”), do hereby state that, in the opinion of the Manager, the accompanying financial statements are drawn up in accordance with Malaysian Financial Reporting Standards and International Financial Reporting Standards so as to give a true and fair view of the financial position of AmIslamic Balanced (the “Fund”) as at 30 September 2024 and of the comprehensive income, the changes in equity and cash flows for the financial year then ended.

For and on behalf of the Manager

**GOH WEE PENG**

Executive Director

Kuala Lumpur, Malaysia

19 November 2024

## **TRUSTEE'S REPORT**

To the unit holders of **AMISLAMIC BALANCED** ("Fund"),

We have acted as Trustee of the Fund for the financial year ended 30 September 2024 and we hereby confirm to the best of our knowledge, after having made all reasonable enquiries, AMFUNDS MANAGEMENT BERHAD has operated and managed the Fund during the year covered by these financial statements in accordance with the following:

1. Limitations imposed on the investment powers of the management company under the deed, securities laws and the Guidelines on Unit Trust Funds;
2. Valuation and pricing is carried out in accordance with the deed; and
3. Any creation and cancellation of units are carried out in accordance with the deed and any regulatory requirement.

For **AMANAHRAYA TRUSTEES BERHAD**

**ZAINUDIN BIN SUHAIMI**

Chief Executive Officer

Date: 13 November 2024

## SHARIAH ADVISER'S REPORT FOR ISLAMIC UNIT TRUST FUND

To the unit holders of AmIslamic Balanced ("Fund"),

We hereby confirm the following:

1. To the best of our knowledge, after having made all reasonable enquiries, AmFunds Management Berhad has operated and managed the Fund during the period covered by these financial statements in accordance with the Shariah principles and requirements and complied with the applicable guidelines, rulings or decisions issued by the Securities Commission Malaysia pertaining to Shariah matters: and
2. The assets of the Fund comprise instruments that have been classified as Shariah-compliant.

For Amanie Advisors Sdn Bhd

---

Tan Sri Dr Mohd Daud Bakar

Executive Chairman

Date: 19 November 2024

## MANAGER'S REPORT

Dear Unitholders,

We are pleased to present you the Manager's report and the audited accounts of Amlslamic Growth ("Fund") for the financial year ended 30 September 2024.

### Salient Information of the Fund

<b>Name</b>	Amlslamic Growth ("Fund")
<b>Category/ Type</b>	Equity (Islamic) / Growth
<b>Objective</b>	<p>Amlslamic Growth aims to provide long-term capital growth mainly through investments in securities with superior growth* potential, which conforms to principles of Shariah. As such, income** will be incidental to the overall capital growth objective and a substantial portion of the income from investments will be reinvested, rather than distributed.</p> <p><i>Notes:</i>  * Superior growth potential in this context refers to earnings growth higher than the market average.  ** The income could be in the form of units or cash.  Any material change to the investment objective of the Fund would require Unit Holders' approval</p>
<b>Duration</b>	The Fund was established on 10 September 2004 and shall exist for as long as it appears to the Manager and the Trustee that it is in the interests of the unitholders for it to continue. In some circumstances, the unitholders can resolve at a meeting to terminate the Fund.
<b>Performance Benchmark</b>	<p>FTSE Bursa Malaysia Emas Shariah Index ("FBM SI")  (Available at <a href="http://www.aminvest.com">www.aminvest.com</a> / <a href="http://www.bursamalaysia.com">www.bursamalaysia.com</a>)</p> <p><i>Note: The benchmark does not imply that the risk profile of the Fund is the same as the risk profile of the benchmark. Investors of the Fund will assume a higher risk compared to the benchmark. Hence, the returns of the Fund may be potentially higher due to the higher risk faced by the investors.</i></p> <p><i>Source: FTSE International Limited ("FTSE") © FTSE 2024. "FTSE®" is a trade mark of the London Stock Exchange Group companies and is used by FTSE International Limited under licence. "BURSA MALAYSIA" is a trade mark of Bursa Malaysia Berhad ("BURSA MALAYSIA"). All intellectual property rights in the index values and constituent list vests in FTSE and BURSA MALAYSIA. Neither FTSE nor its licensors accept any liability for any errors or omissions in the FTSE indices and / or FTSE ratings or underlying data. No further distribution of FTSE Data is permitted without FTSE's express written consent.</i></p>
<b>Income Distribution Policy</b>	Income distribution (if any) is incidental.

## Fund Performance Data

<b>Portfolio Composition</b>	Details of portfolio composition of the Fund as at 30 September are as follows:			
		As at 30 September		
		2024 %	2023 %	2022 %
	Consumer discretionary	6.11	6.38	5.50
	Consumer staples	10.63	9.71	9.15
	Energy	0.76	0.99	1.40
	Financials	2.04	2.97	1.96
	Health care	3.57	2.33	0.96
	Industrials	20.26	14.43	14.87
	Information technology	10.30	11.80	12.93
	Materials	3.65	4.12	5.83
	Real estate/REITs	14.26	15.20	13.36
	Telecommunication services	6.50	3.92	4.10
	Utilities	10.44	6.75	8.23
	Local Collective Investment Schemes	2.57	2.57	2.51
Money market deposits and cash equivalents	8.91	18.83	19.20	
<b>Total</b>	<b>100.00</b>	<b>100.00</b>	<b>100.00</b>	
	<i>Note: The abovementioned percentages are calculated based on total net asset value.</i>			
<b>Performance Details</b>	Performance details of the Fund for the financial years ended 30 September are as follows:			
		FYE 2024	FYE 2023	FYE 2022
	Net asset value (RM)	15,297,476	14,750,958	13,459,152
	Units in circulation	23,632,289	27,890,040	27,530,344
	Net asset value per unit (RM)	0.6473	0.5289	0.4889
	Highest net asset value per unit (RM)	0.6812	0.5335	0.5960
	Lowest net asset value per unit (RM)	0.5212	0.4776	0.4812
	Benchmark performance (%)	12.60	8.66	-19.02
	Total return (%) <sup>(1)</sup>	22.39	9.00	-16.11
	- Capital growth (%)	22.39	8.18	-16.11
	- Income distribution (%)	-	0.82	-
	Gross distribution (sen per unit)	-	0.40	-
	Net distribution (sen per unit)	-	0.40	-
	Total expense ratio (%) <sup>(2)</sup>	1.68	1.69	1.70
	Portfolio turnover ratio (times) <sup>(3)</sup>	0.11	0.37	0.56
	<i>Note:</i>			
	<i>(1) Total return is the actual return of the Fund for the respective financial years computed based on the net asset value per unit and net of all fees.</i>			
	<i>(2) Total expense ratio ("TER") is calculated based on the total fees and expenses incurred by the Fund divided by the average fund size calculated on a daily basis. The TER decreased by 0.01% as compared to 1.69% per annum for the financial year ended 30 September 2023 mainly due to decrease in expenses.</i>			



(3) Portfolio turnover ratio (“PTR”) is calculated based on the average of the total acquisitions and total disposals of investment securities of the Fund divided by the average fund size calculated on a daily basis. The decrease in the PTR for 2024 and 2023 were due mainly to investing activities.

**Average Total Return (as at 30 September 2024)**

	<b>Amlslamic Growth<sup>(a)</sup> %</b>	<b>FBM SI<sup>(b)</sup> %</b>
One year	22.39	12.60
Three years	3.82	-0.31
Five years	6.75	0.80
Ten years	3.17	-0.74

**Annual Total Return**

<b>Financial Years Ended (30 September)</b>	<b>Amlslamic Growth<sup>(a)</sup> %</b>	<b>FBM SI<sup>(b)</sup> %</b>
2024	22.39	12.60
2023	9.00	8.66
2022	-16.11	-19.02
2021	3.17	-4.20
2020	20.11	9.62

(a) Source: Novagni Analytics and Advisory Sdn. Bhd.

(b) FTSE Bursa Malaysia EMAS Shariah Index (“FBM SI”).

(Available at [www.aminvest.com](http://www.aminvest.com) / [www.bursamalaysia.com](http://www.bursamalaysia.com))

The Fund performance is calculated based on the net asset value per unit of the Fund. Average total return of the Fund and its benchmark for a period is computed based on the absolute return for that period annualised over one year.

**Note: Past performance is not necessarily indicative of future performance and that unit prices and investment returns may go down, as well as up.**

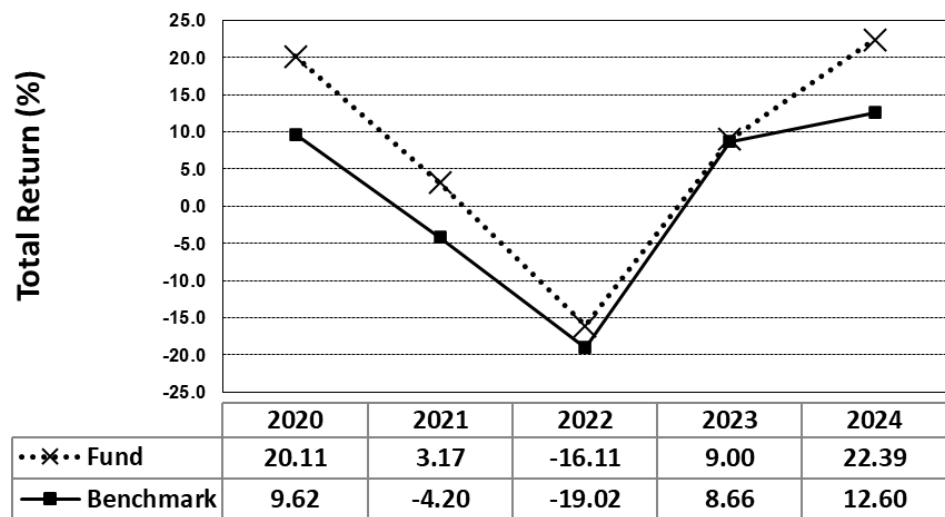
**Fund Performance**

For the financial year under review, the Fund registered a return of 22.39% which is entirely capital growth in nature.

Thus, the Fund’s return of 22.39% has outperformed the benchmark’s return of 12.60% by 9.79%.

As compared with the financial year ended 30 September 2023, the net asset value (“NAV”) per unit of the Fund increased by 22.39% from RM0.5289 to RM0.6473, while units in circulation decreased by 15.27% from 27,890,040 units to 23,632,289 units.

The following line chart shows comparison between the annual performances of Amlslamic Growth and its benchmark, FBM SI, for the financial years ended 30 September.



Financial Years Ended (30 September)

**Note: Past performance is not necessarily indicative of future performance and that unit prices and investment returns may go down, as well as up.**

**Strategies and Policies Employed**

For the financial year under review, the Fund invested accordingly in Shariah-compliant equities up to 95% of its NAV. Value-add from equities investment was derived from active stock selection with focus on undervalued Shariah-compliant stock relative to its earnings growth potential and/or its intrinsic value.

**Portfolio Structure**

The table below is the asset allocation of the Fund as at 30 September 2024 and 30 September 2023.

	As at 30.09.2024 %	As at 30.09.2023 %	Changes %
Consumer discretionary	6.11	6.38	-0.27
Consumer staples	10.63	9.71	0.92
Energy	0.76	0.99	-0.23
Financials	2.04	2.97	-0.93
Health care	3.57	2.33	1.24
Industrials	20.26	14.43	5.83
Information technology	10.30	11.80	-1.50
Materials	3.65	4.12	-0.47
Real estate/REITs	14.26	15.20	-0.94
Telecommunication services	6.50	3.92	2.58
Utilities	10.44	6.75	3.69
Local Collective Investment Schemes	2.57	2.57	-
Money market deposits and cash equivalents	8.91	18.83	-9.92
<b>Total</b>	<b>100.00</b>	<b>100.00</b>	

The Fund's equity and local collective investment schemes exposure as at 30 September 2024 was higher at 91.09% as compared to 81.17% as at 30 September 2023. The increase in equity exposure was on the back of favourable market outlook underpinned by healthier economic growth domestically, steadier earnings growth picture and on-going economic reforms.

	During the year under review, the Fund increased weightings in industrials, telecommunication services, utilities, healthcare and consumer staples sectors while reducing weights in real estates/REITS, information technology and financials sectors.
<b>Securities Lending / Repurchase Transactions</b>	The Fund has not undertaken any securities lending or repurchase transactions (collectively referred to as “securities financing transactions”).
<b>Cross Trade</b>	There were no cross trades undertaken during the financial year under review.
<b>Distribution/ Unit splits</b>	There is no income distribution and unit split declared for the financial year under review.
<b>State of Affairs</b>	There has been neither significant change to the state of affairs of the Fund nor any circumstances that materially affect any interests of the unitholders during the financial year under review.
<b>Rebates and Soft Commission</b>	<p>During the year, the management company received soft commissions by virtue of transactions conducted for the Fund, in the form of research services, systems and services relating to performance measurement of portfolios and subscription fees for fund’s benchmark indices. All of these assist in the investment decision making process which are of demonstrable benefit to unitholders of the Fund.</p> <p>The company has soft commission arrangement with a total of 11 brokers, who execute trades for the Fund and other funds or investments managed by the company. The soft commission received would be in the form of research services, systems and services relating to performance measurement of portfolios and/or subscription fees for fund’s benchmark indices. All of these assist in the investment decision making process which are of demonstrable benefit to unitholders of the Fund and other funds or investments managed by the company.</p> <p>Soft commissions received were for the benefit of the Fund and there was no churning of trades.</p>
<b>Market Review</b>	<p>Malaysia equity market started the period under review on a weak note due to heightened macro volatilities with global central banks’ policy bias towards “higher for longer” and escalating geopolitical tensions. Sentiment subsequently recovered in November 2023 encouraged by the pick-up in the recently concluded 3QCY2023 earnings momentum from the previous quarter. Risk appetite was also supported on expectation that central banks rate hiking cycle is likely over, with markets progressively pricing the possibility of rate cuts happening in 2024. The positive sentiment has ushered in a return of foreign inflows into the local equities in the month of November and December, which pushed the index higher at the end of 2023.</p> <p>The upward momentum continued into new year, supported by favorable domestic themes, which includes National Energy Transformation Roadmap (NETR) and New Industrial Master Plan, potential revival of the previous infrastructure projects (High Speed Railway, MRT3, LRT3, Penang LRT) as well as Johor thematic play following acceleration in the state future economic of developments. Malaysia equity also gained attraction from being under-owned, undemanding valuation and reasonable profit growth. External factors such as policy easing by central banks, higher expectation of a soft landing in United</p>

	<p>States (US) coupled with stimulus measures in China were also providing positive impetus to the local equity.</p> <p>Malaysia equity continued to showcase stellar performance in 2QCY2024, thanks to the optimism across the sectors including utilities, construction, property, and technology which are poised to benefit from Artificial Intelligence (AI) and data center's boom. Bytedance, Google and Microsoft have each committed near RM10b respectively into data center investments in Malaysia. On top of this, Amazon has also marked Malaysia as its new AWS region. Meanwhile the NETR and introduction of Regulatory Period 4 (RP4) boosted appetite for utility players in Malaysia, as data centers drive the need for power and related infrastructure. Elsewhere, the Singapore-Malaysia inter-government relationship was in the limelight following the Malaysia- Singapore (MY-SG) Leaders Retreat in September, giving out expectations of a more detailed plan on Johor-Singapore Special Economic Zones.</p> <p>Malaysia equity market saw some profit taking activity in 3QCY2024 and had since trading sideways. The third quarter were defined by Ringgit strength, hitting a 3-year high, a stark contrast from just two quarters back where the Ringgit languished at 26-year lows. Strength in the local currency exacerbated the sell down in tech sector post earnings release, which in the meantime also impacted glovemakers to a certain extend at the end of September's trading. Nevertheless, the healthcare sector was still one of Malaysia's best performing sectors in September after the United States Trade Representative (USTR) announced more aggressive tariff action on China, sending regional glovemakers higher.</p> <p>For the period under review, FBM Emas Shariah Index registered a positive return of 12.60%.</p>
<p><b>Market Outlook</b></p>	<p>With the start of the Federal Reserve (Fed) rate-cutting cycle, emerging markets will be beneficiaries of United States Dollar (USD) softness and the return of foreign fund flows into emerging markets. Encouraging economic data in the United States (US) which raised prospects of a soft landing for its economy, coupled with China's stimulus combo and call for stronger stimulus for markets should provide positive support to equities.</p> <p>However, the path could be volatile. In the near term, US Presidential Election in November 2024 will be the limelight, given the uncertainties with regards to policies proposals and differences amid the tight race. Additionally, geopolitical uncertainties and energy price volatilities amid the escalating conflict in Middle East could impact appetite for risky assets.</p> <p>Domestically, we expect the local stock market to be well supported, on the back of positive macro outlook, stable politics which support further progress of the reform agenda, ample domestic liquidity and positive corporate earnings growth.</p>

Kuala Lumpur, Malaysia  
AmFunds Management Berhad

19 November 2024

## **Independent auditors' report to the unit holders of Amlslamic Growth**

### **Report on the audit of the financial statements**

#### *Opinion*

We have audited the financial statements of Amlslamic Growth (the "Fund"), which comprise the statement of financial position as at 30 September 2024, and statement of comprehensive income, statement of changes in equity and statement of cash flows of the Fund for the financial year then ended, and notes to the financial statements, including material accounting policy information, as set out on pages 198 to 225.

In our opinion, the accompanying financial statements give a true and fair view of the financial position of the Fund as at 30 September 2024, and of its financial performance and cash flows for the financial year then ended in accordance with Malaysian Financial Reporting Standards and International Financial Reporting Standards.

#### *Basis for opinion*

We conducted our audit in accordance with approved standards on auditing in Malaysia and International Standards on Auditing. Our responsibilities under those standards are further described in the *Auditors' responsibilities for the audit of the financial statements* section of our report. We believe that the audit evidence we have obtained is sufficient and appropriate to provide a basis for our audit opinion.

#### *Independence and other ethical responsibilities*

We are independent of the Fund in accordance with the By-Laws (on Professional Ethics, Conduct and Practice) of the Malaysian Institute of Accountants ("By-Laws") and the International Code of Ethics for Professional Accountants (including International Independence Standards) ("IESBA Code"), and we have fulfilled our other ethical responsibilities in accordance with the By-Laws and the IESBA Code.

#### *Information other than the financial statements and auditors' report thereon*

The Manager of the Fund (the "Manager") is responsible for the other information. The other information comprises the information included in the annual report of the Fund, but does not include the financial statements of the Fund and our auditors' report thereon.

Our opinion on the financial statements of the Fund does not cover the other information and we do not express any form of assurance conclusion thereon.

## **Independent auditors' report to the unit holders of Amlslamic Growth (cont'd.)**

### *Information other than the financial statements and auditors' report thereon (cont'd.)*

In connection with our audit of the financial statements of the Fund, our responsibility is to read the other information and, in doing so, consider whether the other information is materially inconsistent with the financial statements of the Fund or our knowledge obtained in the audit or otherwise appears to be materially misstated.

If, based on the work we have performed, we conclude that there is a material misstatement of this other information, we are required to report the fact. We have nothing to report in this regard.

### *Responsibilities of the Manager and the Trustee for the financial statements*

The Manager is responsible for the preparation of the financial statements of the Fund that give a true and fair view in accordance with Malaysian Financial Reporting Standards and International Financial Reporting Standards. The Manager is also responsible for such internal control as the Manager determines is necessary to enable the preparation of financial statements of the Fund that are free from material misstatement, whether due to fraud or error.

In preparing the financial statements of the Fund, the Manager is responsible for assessing the Fund's ability to continue as a going concern, disclosing, as applicable, matters related to going concern and using the going concern basis of accounting unless the Manager either intends to liquidate the Fund or to cease operations, or has no realistic alternative but to do so.

The Trustee is responsible for overseeing the Fund's financial reporting process. The Trustee is also responsible for ensuring that the Manager maintains proper accounting and other records as are necessary to enable true and fair presentation of these financial statements.

### *Auditors' responsibilities for the audit of the financial statements*

Our objectives are to obtain reasonable assurance about whether the financial statements of the Fund as a whole are free from material misstatement, whether due to fraud or error, and to issue an auditors' report that includes our opinion. Reasonable assurance is a high level of assurance, but is not a guarantee that an audit conducted in accordance with approved standards on auditing in Malaysia and International Standards on Auditing will always detect a material misstatement when it exists. Misstatements can arise from fraud or error and are considered material if, individually or in the aggregate, they could reasonably be expected to influence the economic decisions of users taken on the basis of these financial statements.

**Independent auditors' report to the unit holders of  
Amlslamic Growth (cont'd.)**

*Auditors' responsibilities for the audit of the financial statements (cont'd.)*

As part of an audit in accordance with the approved standards on auditing in Malaysia and International Standards on Auditing, we exercise professional judgment and maintain professional skepticism throughout the audit. We also:

- Identify and assess the risks of material misstatement of the financial statements of the Fund, whether due to fraud or error, design and perform audit procedures responsive to those risks, and obtain audit evidence that is sufficient and appropriate to provide a basis for our opinion. The risk of not detecting a material misstatement resulting from fraud is higher than for one resulting from error, as fraud may involve collusion, forgery, intentional omissions, misrepresentations, or the override of internal control.
- Obtain an understanding of internal control relevant to the audit in order to design audit procedures that are appropriate in the circumstances, but not for the purpose of expressing an opinion on the effectiveness of the Fund's internal control.
- Evaluate the appropriateness of accounting policies used and the reasonableness of accounting estimates and related disclosures made by the Manager.
- Conclude on the appropriateness of the Manager's use of the going concern basis of accounting and, based on the audit evidence obtained, whether a material uncertainty exists related to events or conditions that may cast significant doubt on the Fund's ability to continue as a going concern. If we conclude that a material uncertainty exists, we are required to draw attention in our auditors' report to the related disclosures in the financial statements of the Fund or, if such disclosures are inadequate, to modify our opinion. Our conclusions are based on the audit evidence obtained up to the date of our auditors' report. However, future events or conditions may cause the Fund to cease to continue as a going concern.
- Evaluate the overall presentation, structure and content of the financial statements of the Fund, including the disclosures, and whether the financial statements of the Fund represent the underlying transactions and events in a manner that achieves fair presentation.

We communicate with the Manager regarding, among other matters, the planned scope and timing of the audit and significant audit findings, including any significant deficiencies in internal control that we identify during our audit.

**Independent auditors' report to the unit holders of  
Amlslamic Growth (cont'd.)**

**Other matters**

This report is made solely to the unit holders of the Fund, as a body, in accordance with the Guidelines on Unit Trust Funds issued by the Securities Commission Malaysia and for no other purpose. We do not assume responsibility to any other person for the content of this report.

Ernst & Young PLT  
202006000003 (LLP0022760-LCA) & AF 0039  
Chartered Accountants

Ng Sue Ean  
No. 03276/07/2026 J  
Chartered Accountant

Kuala Lumpur, Malaysia  
19 November 2024



## Amlslamic Growth

### STATEMENT OF FINANCIAL POSITION AS AT 30 SEPTEMBER 2024

	Note	2024 RM	2023 RM
<b>ASSETS</b>			
Shariah-compliant investments	4	13,934,326	11,973,489
Amount due from Manager	5(a)	6	134,113
Amount due from brokers	6	102,509	-
Other receivable		-	289
Dividend/Distribution receivables		31,212	39,576
Cash at bank		1,454,167	2,638,273
<b>TOTAL ASSETS</b>		<u>15,522,220</u>	<u>14,785,740</u>
<b>LIABILITIES</b>			
Amount due to Manager	5(b)	29,667	19,178
Amount due to brokers	6	179,870	-
Amount due to Trustee	7	742	720
Sundry payables and accruals		14,465	14,884
<b>TOTAL LIABILITIES</b>		<u>224,744</u>	<u>34,782</u>
<b>NET ASSET VALUE (“NAV”) OF THE FUND</b>		<u>15,297,476</u>	<u>14,750,958</u>
<b>EQUITY</b>			
Unit holders’ capital	9(a)	(10,412,982)	(8,002,041)
Retained earnings	9(b)(c)	25,710,458	22,752,999
<b>NET ASSETS ATTRIBUTABLE TO UNIT HOLDERS</b>	9	<u>15,297,476</u>	<u>14,750,958</u>
<b>UNITS IN CIRCULATION</b>	9(a)	<u>23,632,289</u>	<u>27,890,040</u>
<b>NAV PER UNIT (RM)</b>		<u>0.6473</u>	<u>0.5289</u>

*The accompanying notes form an integral part of the financial statements.*

## Amlslamic Growth

### STATEMENT OF COMPREHENSIVE INCOME FOR THE FINANCIAL YEAR ENDED 30 SEPTEMBER 2024

	Note	2024 RM	2023 RM
<b>SHARIAH-COMPLIANT INVESTMENT INCOME</b>			
Dividend/Distribution income		455,283	500,807
Profit income		59,683	77,388
Net gains from Shariah-compliant investments:			
– Financial assets at fair value through profit or loss (“FVTPL”)	8	<u>2,709,486</u>	<u>939,866</u>
		<u>3,224,452</u>	<u>1,518,061</u>
<b>EXPENDITURE</b>			
Manager’s fee	5	(216,003)	(206,236)
Trustee’s fee	7	(8,929)	(8,522)
Audit fee		(6,500)	(6,500)
Tax agent’s fee		(5,000)	(5,000)
Brokerage and other transaction fees		(14,084)	(47,957)
Other expenses		<u>(13,477)</u>	<u>(14,232)</u>
		<u>(263,993)</u>	<u>(288,447)</u>
<b>Net income before taxation</b>		2,960,459	1,229,614
<b>Taxation</b>	11	<u>(3,000)</u>	<u>(2,779)</u>
<b>Net income after taxation, representing total comprehensive income for the financial year</b>		<u>2,957,459</u>	<u>1,226,835</u>
Total comprehensive income comprises the following:			
Realised gains		230,603	412,708
Unrealised gains		<u>2,726,856</u>	<u>814,127</u>
		<u>2,957,459</u>	<u>1,226,835</u>
<b>Distribution for the financial year</b>			
Net distribution	12	<u>-</u>	<u>109,720</u>
Gross distribution per unit (sen)	12	<u>-</u>	<u>0.40</u>
Net distribution per unit (sen)	12	<u>-</u>	<u>0.40</u>

*The accompanying notes form an integral part of the financial statements.*

## Amlslamic Growth

### STATEMENT OF CHANGES IN EQUITY FOR THE FINANCIAL YEAR ENDED 30 SEPTEMBER 2024

	Note	Unit holders' capital RM	Retained earnings RM	Total equity RM
At 1 October 2023		(8,002,041)	22,752,999	14,750,958
Total comprehensive income for the financial year		-	2,957,459	2,957,459
Creation of units	9(a)	3,045,133	-	3,045,133
Cancellation of units	9(a)	(5,456,074)	-	(5,456,074)
Balance at 30 September 2024		<u>(10,412,982)</u>	<u>25,710,458</u>	<u>15,297,476</u>
At 1 October 2022		(8,176,732)	21,635,884	13,459,152
Total comprehensive income for the financial year		-	1,226,835	1,226,835
Creation of units	9(a)	1,946,948	-	1,946,948
Reinvestment of distribution	9(a)	109,720	-	109,720
Cancellation of units	9(a)	(1,881,977)	-	(1,881,977)
Distribution	12	-	(109,720)	(109,720)
Balance at 30 September 2023		<u>(8,002,041)</u>	<u>22,752,999</u>	<u>14,750,958</u>

*The accompanying notes form an integral part of the financial statements.*

## Amlslamic Growth

### STATEMENT OF CASH FLOWS FOR THE FINANCIAL YEAR ENDED 30 SEPTEMBER 2024

	2024 RM	2023 RM
<b>CASH FLOWS FROM OPERATING AND INVESTING ACTIVITIES</b>		
Proceeds from sale of Shariah-compliant investments	1,956,634	5,303,174
Purchases of Shariah-compliant investments	(1,129,905)	(5,500,079)
Dividend/Distribution received	459,929	505,480
Profit received	59,683	77,388
Manager's fee paid	(215,465)	(206,461)
Trustee's fee paid	(8,907)	(8,509)
Tax agent's fee paid	(5,000)	(5,000)
Payments for other expenses	(34,192)	(71,954)
Net cash generated from operating and investing activities	<u>1,082,777</u>	<u>94,039</u>
<b>CASH FLOWS FROM FINANCING ACTIVITIES</b>		
Proceeds from creation of units	3,179,240	1,880,963
Payments for cancellation of units	(5,446,123)	(1,949,964)
Net cash used in financing activities	<u>(2,266,883)</u>	<u>(69,001)</u>
<b>NET (DECREASE)/INCREASE IN CASH AND CASH EQUIVALENTS</b>	(1,184,106)	25,038
<b>CASH AND CASH EQUIVALENTS AT THE BEGINNING OF THE FINANCIAL YEAR</b>	<u>2,638,273</u>	<u>2,613,235</u>
<b>CASH AND CASH EQUIVALENTS AT THE END OF THE FINANCIAL YEAR</b>	<u>1,454,167</u>	<u>2,638,273</u>
Cash and cash equivalents comprise:		
Cash at bank	<u>1,454,167</u>	<u>2,638,273</u>

## Amlslamic Growth

### NOTES TO THE FINANCIAL STATEMENTS FOR THE FINANCIAL YEAR ENDED 30 SEPTEMBER 2024

#### 1. GENERAL INFORMATION

Amlslamic Growth (the “Fund”) was established pursuant to a Deed dated 2 September 2004 as amended by Deeds supplemental thereto (the “Deeds”), between AmFunds Management Berhad as the Manager, AmanahRaya Trustees Berhad as the Trustee and all unit holders.

The Fund was set up with the objective of providing investors with a means to pool and invest their funds in a professionally managed portfolio of Shariah-compliant equities and other non-interest bearing securities. The Fund aims to provide long-term capital growth mainly through investments in securities with superior growth potential, which conforms to Principles of Shariah. As provided in the Deeds, the financial year shall end on 30 September and the units of the Fund were first offered for sale on 10 September 2004.

The financial statements were authorised for issue by the Manager on 19 November 2024.

#### 2. BASIS OF PREPARATION OF THE FINANCIAL STATEMENTS

The financial statements of the Fund have been prepared on a historical cost basis, except as otherwise stated in the accounting policies and comply with Malaysian Financial Reporting Standards (“MFRS”) as issued by the Malaysian Accounting Standards Board (“MASB”) and International Financial Reporting Standards (“IFRS”).

##### Standards effective during the financial year

The adoption of the following MFRS and amendments to MFRS which became effective during the financial year did not have any material financial impact to the financial statements.

<b>Description</b>	<b>Effective for financial periods beginning on or after</b>
MFRS 17 <i>Insurance Contracts and Amendments to MFRS 17*</i>	1 January 2023
Initial Application of MFRS 17 and MFRS 9 - <i>Comparative Information</i> (Amendments to MFRS 17 <i>Insurance Contracts</i> )*	1 January 2023
Amendments to MFRS 101 <i>Presentation of Financial Statements: Classification of Liabilities as Current or Non-Current</i>	1 January 2023
Amendments to MFRS 101 <i>Presentation of Financial Statements: Disclosure of Accounting Policies</i>	1 January 2023
Amendments to MFRS 108 <i>Accounting policies, Changes in Accounting Estimates and Errors: Definition of Accounting Estimates</i>	1 January 2023
Amendments to MFRS 112 <i>Income Taxes: Deferred Tax related to Assets and Liabilities arising from a Single Transaction</i>	1 January 2023
Amendments to MFRS 112 <i>Income Taxes: International Tax Reform - Pillar Two Model Rules</i>	1 January 2023

## Amlslamic Growth

### NOTES TO THE FINANCIAL STATEMENTS FOR THE FINANCIAL YEAR ENDED 30 SEPTEMBER 2024

#### 2. BASIS OF PREPARATION OF THE FINANCIAL STATEMENTS (CONT'D.)

##### Standards issued but not yet effective

The new and amended standards that have been issued but not yet effective up to the date of issuance of the Fund's financial statements are disclosed below. The Fund intends to adopt these new pronouncements, if applicable, when they become effective.

Description	Effective for financial periods beginning on or after
Amendments to MFRS 16 <i>Leases: Lease Liability in a Sale and Leaseback*</i>	1 January 2024
Amendments to MFRS 101 <i>Presentation of Financial Statements: Non-Current Liabilities with Covenants</i>	1 January 2024
Amendments to MFRS 107 <i>Statement of Cash Flows</i> and MFRS 7 <i>Financial Instruments: Disclosures: Supplier Finance Arrangements</i>	1 January 2024
Amendments to MFRS 121 <i>The Effects of Changes in Foreign Exchange Rates: Lack of Exchangeability</i>	1 January 2025
Amendments to MFRS 9 <i>Financial Instruments</i> and MFRS 7 <i>Financial Instruments: Disclosures: Amendments to the Classifications and Measurement of Financial Instruments</i>	1 January 2026
Amendments that are part of Annual Improvements - Volume 11: Amendments to MFRS 1 <i>First-time Adoption of Malaysian Financial Reporting Standards</i>	1 January 2026
Amendments to MFRS 7 <i>Financial Instruments: Disclosures</i>	
Amendments to MFRS 9 <i>Financial Instruments</i>	
Amendments to MFRS 10 <i>Consolidated Financial Statements*</i>	
Amendments to MFRS 107 <i>Statement of Cash Flows</i>	
MFRS 18 <i>Presentation and Disclosure in Financial Statements</i>	1 January 2027
MFRS 19 <i>Subsidiaries without Public Accountability: Disclosures*</i>	1 January 2027
Amendments to MFRS 10 and MFRS 128: <i>Sale or Contribution of Assets between an Investor and its Associate or Joint Venture*</i>	Deferred

\* These MFRS and Amendments to MFRSs are not relevant to the Fund.

#### 3. SUMMARY OF ACCOUNTING POLICIES

##### 3.1 Income recognition

Income is recognised to the extent that it is probable that the economic benefits will flow to the Fund and the income can be reliably measured. Income is measured at the fair value of consideration received or receivable.

(i) Dividend/Distribution income

Dividend/Distribution income is recognised when the Fund's right to receive payment is established.

**NOTES TO THE FINANCIAL STATEMENTS  
FOR THE FINANCIAL YEAR ENDED 30 SEPTEMBER 2024**

**3. SUMMARY OF ACCOUNTING POLICIES (CONT'D.)**

**3.1 Income recognition (cont'd.)**

(ii) Profit income

Profit income is recognised on an accrual basis using the effective profit method.

(iii) Gain or loss on disposal of Shariah-compliant investments

On disposal of Shariah-compliant investments, the net realised gain or loss on disposal is measured as the difference between the net disposal proceeds and the carrying amount of the Shariah-compliant investments. The net realised gain or loss is recognised in profit or loss.

**3.2 Income tax**

Current tax assets and liabilities are measured at the amount expected to be recovered from or paid to the tax authorities. The tax rates and tax laws used to compute the amount are those that are enacted or substantively enacted at the reporting date.

Current taxes are recognised in profit or loss except to the extent that the tax relates to items recognised outside profit or loss, either in other comprehensive income or directly in equity.

**3.3 Functional and presentation currency**

Functional currency is the currency of the primary economic environment in which the Fund operates that most faithfully represents the economic effects of the underlying transactions. The functional currency of the Fund is Ringgit Malaysia ("RM") which reflects the currency in which the Fund competes for funds, issues and redeems units. The Fund has also adopted RM as its presentation currency.

**3.4 Statement of cash flows**

The Fund adopts the direct method in the preparation of the statement of cash flows.

Cash and cash equivalents are short-term, highly liquid Shariah-compliant investments that are readily convertible to cash with insignificant risk of changes in value.

**3.5 Distribution**

Distribution is at the discretion of the Manager. A distribution to the Fund's unit holders is accounted for as a deduction from retained earnings and realised income. Realised income is the income earned from dividend/distribution income, profit income and net gain on disposal of Shariah-compliant investments after deducting expenses and taxation. A proposed distribution is recognised as a liability in the period in which it is approved. Distribution is either reinvested or paid in cash to the unit holders on the distribution payment date. Reinvestment of units is based on the NAV per unit on the distribution payment date, which is also the time of creation.

**NOTES TO THE FINANCIAL STATEMENTS  
FOR THE FINANCIAL YEAR ENDED 30 SEPTEMBER 2024**

**3. SUMMARY OF ACCOUNTING POLICIES (CONT'D.)**

**3.6 Unit holders' capital**

The unit holders' capital of the Fund meets the definition of puttable instruments and is classified as equity instruments as it meets all criteria for such classification under MFRS 132 *Financial Instruments: Presentation* ("MFRS 132").

**3.7 Financial instruments – initial recognition and measurement**

(i) Initial recognition

Financial assets and financial liabilities are recognised when the Fund becomes a party to the contractual provisions of the instrument. Regular way purchases and sales of financial assets are recognised using trade date accounting or settlement date accounting. The method used is applied consistently for all purchases and sales of financial assets that belong to the same category of financial assets.

(ii) Initial measurement

All financial assets are recognised initially at fair value, in the case of financial assets not recorded at FVTPL, transaction costs that are attributable to the acquisition of the financial assets. All financial liabilities are recognised initially at fair value and, in the case of financial liabilities not recorded at FVTPL, net of directly attributable transaction costs.

(iii) "Day 1" profit or loss

At initial measurement, if the transaction price differs from the fair value, the Fund immediately recognises the difference between the transaction price and fair value (a "Day 1" profit or loss) in profit or loss provided that fair value is evidenced by a quoted price in an active market for an identical asset or liability (i.e. Level 1 input) or based on a valuation technique that uses only data from observable markets. In all other cases, the difference between the transaction price and model value is recognised in profit or loss on a systematic and rational basis that reflects the nature of the instrument over its tenure.

**3.8 Financial assets**

Classification and measurement

The classification of financial assets depends on the Fund's business model of managing the financial assets in order to generate cash flows ("business model test") and the contractual cash flow characteristics of the financial instruments ("SPPP test"). The business model test determines whether cash flows will result from collecting contractual cash flows, selling the financial assets, or both and the assessment is performed on a portfolio basis. The SPPP test determines whether the contractual cash flows are solely for payments of principal and profit and the assessment is performed on a financial instrument basis.



**NOTES TO THE FINANCIAL STATEMENTS  
FOR THE FINANCIAL YEAR ENDED 30 SEPTEMBER 2024**

**3. SUMMARY OF ACCOUNTING POLICIES (CONT'D.)**

**3.8 Financial assets (cont'd.)**

Classification and measurement (cont'd.)

The Fund may classify its financial assets under the following categories:

*Financial assets at amortised cost*

A financial asset is measured at amortised cost if it is held within a business model whose objective is to hold financial assets in order to collect contractual cash flows and its contractual terms give rise on specified dates to cash flows that are solely payments of principal and profit on the principal amount outstanding. Financial assets include in this category are Shariah-compliant deposits with licensed financial institutions, cash at banks, amount due from Target Fund Manager, amount due from Manager, amount due from brokers/financial institutions, dividend/distribution receivables and other receivables.

*Financial assets at FVOCI*

A financial asset is measured at fair value through other comprehensive income ("FVOCI") if its business model is both to hold the asset to collect contractual cash flows and to sell the financial assets. In addition, the contractual terms of the financial assets give rise on specified dates to cash flows that are solely payments of principal and profit on the outstanding principal.

These Shariah-compliant investments are initially recorded at fair value and transaction costs are expensed in the profit or loss. Subsequent to initial recognition, these Shariah-compliant investments are remeasured at fair value. All fair value adjustments are initially recognised through OCI. Debt instruments at FVOCI are subject to impairment assessment.

*Financial assets at FVTPL*

Any financial assets that are not measured at amortised cost or FVOCI are measured at FVTPL. Subsequent to initial recognition, financial assets at FVTPL are measured at fair value. Changes in the fair value of those financial instruments are recorded in "Net gain or loss on financial assets at FVTPL". Dividend/Distribution revenue and profit earned elements of such instruments are recorded separately in "Dividend/Distribution income" and "Profit income" respectively.

Instruments that qualify for amortised cost or FVOCI may be irrevocably designated as FVTPL, if doing so eliminates or significantly reduces a measurement or recognition inconsistency. Equity instruments are normally measured at FVTPL, nevertheless, the Fund is allowed to irrevocably designate equity instruments that are not held for trading as FVOCI, with no subsequent reclassification of gains or losses to profit or loss.

**NOTES TO THE FINANCIAL STATEMENTS  
FOR THE FINANCIAL YEAR ENDED 30 SEPTEMBER 2024**

**3. SUMMARY OF ACCOUNTING POLICIES (CONT'D.)**

**3.8 Financial assets (cont'd.)**

Classification and measurement (cont'd.)

The Fund may classify its financial assets under the following categories: (cont'd.)

*Financial assets at FVTPL (cont'd.)*

The Fund subsequently measures its Shariah-compliant investments in equity investments and Collective Investment Schemes ("CIS") at FVTPL. Dividends/Distributions earned whilst holding the Shariah-compliant investments are recognised in profit or loss when the right to receive the payment has been established. Gains and losses on the Shariah-compliant investments, realised and unrealised, are included in profit or loss.

**3.9 Financial liabilities – classification and subsequent measurement**

Financial liabilities issued by the Fund are classified as financial liabilities at amortised cost, where the substance of the contractual arrangement results in the Fund having an obligation either to deliver cash or another financial asset to the holders. After initial measurement, financial liabilities are subsequently measured at amortised cost using the effective profit method. Amortised cost is calculated by taking into account any discount or premium on acquisition and fees or costs that are an integral part of the effective profit rate.

**3.10 Derecognition of financial instruments**

(i) Derecognition of financial asset

A financial asset (or, where applicable a part of a financial asset or part of a group of similar financial assets) is derecognised when:

- the rights to receive cash flows from the asset have expired, or
- the Fund has transferred its rights to receive cash flows from the asset or has assumed an obligation to pay the received cash flows in full without material delay to a third party under a "pass-through" arrangement; and either:
  - the Fund has transferred substantially all the risks and rewards of the asset, or
  - the Fund has neither transferred nor retained substantially all the risks and rewards of the asset, but has transferred control of the asset.

For Shariah-compliant investments classified as FVOCI - debt instruments, the cumulative fair value change recognised in OCI is recycled to profit or loss.

(ii) Derecognition of financial liability

A financial liability is derecognised when the obligation under the liability is discharged, cancelled or expired. Gains and losses are recognised in profit or loss when the liabilities are recognised, and through the amortisation process.

**NOTES TO THE FINANCIAL STATEMENTS  
FOR THE FINANCIAL YEAR ENDED 30 SEPTEMBER 2024**

**3. SUMMARY OF ACCOUNTING POLICIES (CONT'D.)**

**3.11 Financial instruments – expected credit losses (“ECL”)**

The Fund assesses the ECL associated with its financial assets at amortised cost using simplified approach. Therefore, the Fund does not track changes in credit risk, but instead recognises a loss allowance based on lifetime ECLs at each reporting date. The ECL in respect of financial assets at amortised cost, if any, is recognised in profit or loss.

Financial assets together with the associated allowance are written off when it has exhausted all practical recovery efforts and there is no realistic prospect of future recovery. The Fund may also write-off financial assets that are still subject to enforcement activity when there is no reasonable expectation of full recovery. If a write-off is later recovered, the recovery is credited to profit or loss.

**3.12 Determination of fair value**

For Shariah-compliant investments in local quoted equity securities, fair value is determined based on the closing price quoted on Bursa Malaysia Berhad. For Shariah-compliant investments in CIS, fair value is determined based on the closing NAV per unit of the CIS. Purchased cost is the quoted price that the Fund paid when buying its Shariah-compliant investments. The difference between the purchased cost and fair value is treated as unrealised gain or loss and is recognised in profit or loss. Unrealised gains or losses recognised in profit or loss are not distributable in nature.

**3.13 Classification of realised and unrealised gains and losses**

Unrealised gains and losses comprise changes in the fair value of financial instruments for the period and from reversal of prior period's unrealised gains and losses for financial instruments which were realised (i.e. sold, redeemed or matured) during the reporting period.

Realised gains and losses on disposals of financial instruments classified at FVTPL are calculated using the weighted average method. They represent the difference between an instrument's initial carrying amount and disposal amount.

**3.14 Significant accounting estimates and judgments**

The preparation of the Fund's financial statements requires the Manager to make judgments, estimates and assumptions that affect the reported amounts of revenues, expenses, assets and liabilities, and the disclosure of contingent liabilities at the reporting date. However, uncertainty about these assumptions and estimates could result in outcomes that could require a material adjustment to the carrying amount of the asset or liability in the future.

The Fund classifies its Shariah-compliant investments as financial assets at FVTPL as the Fund may sell its Shariah-compliant investments in the short-term for profit-taking or to meet unit holders' cancellation of units.

**NOTES TO THE FINANCIAL STATEMENTS  
FOR THE FINANCIAL YEAR ENDED 30 SEPTEMBER 2024**

**3. SUMMARY OF ACCOUNTING POLICIES (CONT'D.)**

**3.14 Significant accounting estimates and judgments (cont'd.)**

No major judgments have been made by the Manager in applying the Fund's accounting policies. There are no key assumptions concerning the future and other key sources of estimation uncertainty at the reporting date, that have a significant risk of causing a material adjustment to the carrying amounts of assets and liabilities within the next financial year.

**4. SHARIAH-COMPLIANT INVESTMENTS**

	<b>2024</b>	<b>2023</b>
	<b>RM</b>	<b>RM</b>
<b>Financial assets at FVTPL</b>		
Quoted Shariah-compliant equity securities	12,832,324	10,904,918
Quoted Shariah-compliant CIS	709,343	689,422
Unquoted Shariah-compliant CIS	392,659	379,149
	<u>13,934,326</u>	<u>11,973,489</u>

Details of Shariah-compliant investments as at 30 September 2024 are as follows:

<b>Name of company</b>	<b>Number of shares</b>	<b>Fair value RM</b>	<b>Purchased cost RM</b>	<b>Fair value as a percentage of NAV %</b>
<b>Quoted Shariah-compliant equity securities</b>				
<b>Consumer discretionary</b>				
Bermaz Auto Berhad	123,700	277,088	173,175	1.81
DRB-HICOM Berhad	154,700	173,264	215,021	1.13
MBM Resources Berhad	64,300	378,727	207,464	2.48
MR D.I.Y. Group (M) Berhad	50,000	106,000	71,500	0.69
	<u>392,700</u>	<u>935,079</u>	<u>667,160</u>	<u>6.11</u>
<b>Consumer staples</b>				
AEON Co. (M) Bhd.	162,400	246,848	214,032	1.61
Fraser & Neave Holdings Bhd.	5,600	174,832	115,210	1.14
Kuala Lumpur Kepong Berhad	13,600	279,344	290,771	1.83
PPB Group Berhad	15,100	218,346	274,414	1.43
QL Resources Berhad	56,850	266,058	215,199	1.74
Sarawak Oil Palms Bhd.	52,100	155,258	143,390	1.02
TA Ann Holdings Berhad	73,100	285,090	230,589	1.86
	<u>378,750</u>	<u>1,625,776</u>	<u>1,483,605</u>	<u>10.63</u>

## Amlslamic Growth

### NOTES TO THE FINANCIAL STATEMENTS FOR THE FINANCIAL YEAR ENDED 30 SEPTEMBER 2024

#### 4. SHARIAH-COMPLIANT INVESTMENTS (CONT'D.)

Details of Shariah-compliant investments as at 30 September 2024 are as follows: (cont'd.)

Name of company	Number of shares	Fair value RM	Purchased cost RM	Fair value as a percentage of NAV %
<b>Quoted Shariah-compliant equity securities (cont'd.)</b>				
<b>Energy</b>				
PETRONAS Dagangan Berhad	6,500	116,090	142,369	0.76
<b>Financials</b>				
Syarikat Takaful Malaysia Keluarga Berhad	79,800	311,220	341,052	2.04
<b>Health care</b>				
Duopharma Biotech Berhad	174,800	237,728	260,287	1.56
Hartalega Holdings Berhad	81,100	226,269	254,800	1.48
Top Glove Corporation Bhd.	81,400	81,400	70,387	0.53
	337,300	545,397	585,474	3.57
<b>Industrials</b>				
AME Elite Consortium Berhad	28,000	46,760	47,600	0.31
CTOS Digital Berhad	192,800	235,216	311,870	1.54
Frontken Corporation Berhad	60,150	220,751	164,792	1.44
Gabungan AQRS Berhad	209,200	72,174	75,312	0.47
Gamuda Berhad	49,200	397,536	179,006	2.60
IJM Corporation Berhad	135,400	396,722	194,680	2.59
Kerjaya Prospek Group Berhad	63,100	119,259	70,041	0.78
MISC Berhad	31,400	244,920	216,510	1.60
Prolintas Infra Business Trust	68,000	63,920	64,600	0.42
Sime Darby Berhad	120,200	295,692	265,755	1.93
Sunway Berhad	125,500	527,100	211,497	3.44
Sunway Construction Group Berhad	106,600	479,700	173,932	3.14
	1,189,550	3,099,750	1,975,595	20.26
<b>Information technology</b>				
D & O Green Technologies Berhad	50,700	107,991	118,526	0.71
Datasonic Group Berhad	551,400	248,130	272,940	1.62
Greatech Technology Berhad	120,400	255,248	342,343	1.67
ITMAX System Berhad	112,200	405,042	146,749	2.65
SKP Resources Bhd.	209,900	232,989	309,602	1.52
UCHI Technologies Berhad	87,100	326,625	266,579	2.13
	1,131,700	1,576,025	1,456,739	10.30

## Amlslamic Growth

### NOTES TO THE FINANCIAL STATEMENTS FOR THE FINANCIAL YEAR ENDED 30 SEPTEMBER 2024

#### 4. SHARIAH-COMPLIANT INVESTMENTS (CONT'D.)

Details of Shariah-compliant investments as at 30 September 2024 are as follows: (cont'd.)

Name of company/trust	Number of shares/units	Fair value RM	Purchased cost RM	Fair value as a percentage of NAV %
<b>Quoted Shariah-compliant equity securities (cont'd.)</b>				
<b>Materials</b>				
PETRONAS Chemicals Group Berhad	45,500	256,620	376,620	1.68
Press Metal Aluminium Holdings Berhad	59,600	301,576	251,944	1.97
	<u>105,100</u>	<u>558,196</u>	<u>628,564</u>	<u>3.65</u>
<b>Real estate</b>				
Eco World Development Group Berhad	143,100	256,149	93,314	1.68
Mah Sing Group Berhad	205,800	353,976	137,735	2.31
Matrix Concepts Holdings Berhad	198,400	396,800	271,974	2.59
Sime Darby Property Berhad	316,700	465,549	176,961	3.04
	<u>864,000</u>	<u>1,472,474</u>	<u>679,984</u>	<u>9.62</u>
<b>Telecommunication services</b>				
CelcomDigi Berhad	82,500	306,900	300,078	2.01
Telekom Malaysia Berhad	74,500	500,640	306,895	3.27
TIME dotCom Berhad	39,500	187,230	209,918	1.22
	<u>196,500</u>	<u>994,770</u>	<u>816,891</u>	<u>6.50</u>
<b>Utilities</b>				
Mega First Corporation Berhad	101,600	447,040	202,327	2.92
Tenaga Nasional Berhad	79,675	1,150,507	844,857	7.52
	<u>181,275</u>	<u>1,597,547</u>	<u>1,047,184</u>	<u>10.44</u>
<b>Total quoted Shariah-compliant equity securities</b>	<u>4,863,175</u>	<u>12,832,324</u>	<u>9,824,617</u>	<u>83.88</u>
<b>Quoted Shariah-compliant CIS</b>				
<b>REITs</b>				
AME Real Estate Investment Trust	120,200	175,492	141,444	1.15
Axis Real Estate Investment Trust	291,722	533,851	557,316	3.49
	<u>411,922</u>	<u>709,343</u>	<u>698,760</u>	<u>4.64</u>
<b>Total quoted Shariah-compliant CIS</b>	<u>411,922</u>	<u>709,343</u>	<u>698,760</u>	<u>4.64</u>

## Amlslamic Growth

### NOTES TO THE FINANCIAL STATEMENTS FOR THE FINANCIAL YEAR ENDED 30 SEPTEMBER 2024

#### 4. SHARIAH-COMPLIANT INVESTMENTS (CONT'D.)

Details of Shariah-compliant investments as at 30 September 2024 are as follows: (cont'd.)

Name of trust	Number of units	Fair value RM	Purchased cost RM	Fair value as a percentage of NAV %
<b>Unquoted Shariah-compliant CIS</b>				
Amlslamic Global SRI*	359,611	392,659	359,398	2.57
<b>Total unquoted Shariah-compliant CIS</b>	<b>359,611</b>	<b>392,659</b>	<b>359,398</b>	<b>2.57</b>
<b>Total financial assets at FVTPL</b>	<b>5,634,708</b>	<b>13,934,326</b>	<b>10,882,775</b>	<b>91.09</b>
<b>Excess of fair value over purchased cost</b>		<b>3,051,551</b>		

\* This CIS is managed by the Manager.

#### 5. AMOUNT DUE FROM/TO MANAGER

	Note	2024 RM	2023 RM
<b>(a) Due from Manager</b>			
Creation of units	(i)	<u>6</u>	<u>134,113</u>
<b>(b) Due to Manager</b>			
Cancellation of units	(ii)	9,951	-
Manager's fee payable	(iii)	<u>19,716</u>	<u>19,178</u>
		<u>29,667</u>	<u>19,178</u>

(i) This represents amount receivable from the Manager for units created.

(ii) This represents amount payable to the Manager for units cancelled.

The normal credit period in the previous and current financial years for creation and cancellation of units is three business days.

(iii) Manager's fee is at a rate of 1.50% (2023: 1.50%) per annum on the NAV of the Fund, calculated on a daily basis. As the Fund invested in the CIS, the Manager's fee related to the CIS has been charged by the Manager.

## Amlslamic Growth

### NOTES TO THE FINANCIAL STATEMENTS FOR THE FINANCIAL YEAR ENDED 30 SEPTEMBER 2024

#### 5. AMOUNT DUE FROM/TO MANAGER (CONT'D.)

According to Securities Commission Malaysia's Guidelines on Unit Trust Funds, the Manager's fee can only be charged once and hence, no Manager's fee can be charged on the NAV of the unquoted CIS of this Fund to avoid double charging of Manager's fee.

The normal credit period in the previous and current financial years for Manager's fee payable is one month.

#### 6. AMOUNT DUE FROM/TO BROKERS

Amount due from/to brokers arose from the sale/purchase of Shariah-compliant investments. The settlement period is within three business days from the transaction date.

#### 7. AMOUNT DUE TO TRUSTEE

Trustee's fee is at a rate of 0.06% (2023: 0.06%) per annum on the NAV of the Fund, calculated on a daily basis.

The normal credit period in the previous and current financial years for Trustee's fee payable is one month.

#### 8. NET GAINS FROM SHARIAH-COMPLIANT INVESTMENTS

	2024 RM	2023 RM
Net gains on financial assets at FVTPL comprised:		
– Net realised (loss)/gain on sale of Shariah-compliant investments	(17,370)	125,739
– Net unrealised gains on changes in fair value of Shariah-compliant investments	2,726,856	814,127
	<u>2,709,486</u>	<u>939,866</u>



## Amlslamic Growth

### NOTES TO THE FINANCIAL STATEMENTS FOR THE FINANCIAL YEAR ENDED 30 SEPTEMBER 2024

#### 9. TOTAL EQUITY

Total equity is represented by:

	Note	2024 RM	2023 RM
Unit holders' capital	(a)	(10,412,982)	(8,002,041)
Retained earnings			
– Realised income	(b)	22,658,907	22,428,304
– Unrealised gains	(c)	3,051,551	324,695
		<u>15,297,476</u>	<u>14,750,958</u>

#### (a) Unit holders' capital/Units in circulation

	2024		2023	
	Number of units	RM	Number of units	RM
At beginning of the financial year	27,890,040	(8,002,041)	27,530,344	(8,176,732)
Creation during the financial year	4,809,755	3,045,133	3,839,264	1,946,948
Reinvestment of distribution	-	-	206,864	109,720
Cancellation during the financial year	(9,067,506)	(5,456,074)	(3,686,432)	(1,881,977)
At end of the financial year	<u>23,632,289</u>	<u>(10,412,982)</u>	<u>27,890,040</u>	<u>(8,002,041)</u>

The negative balance of unit holders' capital is due to the cancellation of units at a higher NAV per unit following the price appreciation of the Fund as compared to the units being created at a lower NAV per unit in prior years.

#### (b) Realised – distributable

	2024 RM	2023 RM
At beginning of the financial year	22,428,304	22,125,316
Net realised income for the financial year	230,603	412,708
Distribution out of realised income (Note 12)	-	(109,720)
At end of the financial year	<u>22,658,907</u>	<u>22,428,304</u>

## AmIslamic Growth

### NOTES TO THE FINANCIAL STATEMENTS FOR THE FINANCIAL YEAR ENDED 30 SEPTEMBER 2024

#### 9. TOTAL EQUITY (CONT'D.)

##### (c) Unrealised – non-distributable

	2024 RM	2023 RM
At beginning of the financial year	324,695	(489,432)
Net unrealised gains for the financial year	2,726,856	814,127
At end of the financial year	<u>3,051,551</u>	<u>324,695</u>

#### 10. SIGNIFICANT RELATED PARTIES TRANSACTIONS AND BALANCES

The related parties and their relationships with the Fund are as follows:

##### Related parties

AmFunds Management Berhad  
AmInvestment Bank Berhad  
AMMB Holdings Berhad (“AMMB”)  
Subsidiaries and associates of AMMB  
as disclosed in its financial statements

##### Relationships

The Manager  
Holding company of the Manager  
Ultimate holding company of the Manager  
Subsidiaries and associate companies of  
the ultimate holding company of the  
Manager

There are no units held by the Manager or any other related party as at 30 September 2024 and 30 September 2023.

Other than those disclosed elsewhere in the financial statements, the significant related parties transactions and balances as at the reporting date are as follows:

	2024 RM	2023 RM
<b>(i) Significant related parties transactions</b>		
<u>AmFunds Management Berhad</u> Distribution income	-	718
<u>AmBank Islamic Berhad</u> Profit income	55,170	77,388
<b>(ii) Significant related party balances</b>		
<u>AmBank Islamic Berhad</u> Cash at bank	1,454,167	2,638,272

## Amlslamic Growth

### NOTES TO THE FINANCIAL STATEMENTS FOR THE FINANCIAL YEAR ENDED 30 SEPTEMBER 2024

#### 11. TAXATION

	<b>2024</b>	<b>2023</b>
	<b>RM</b>	<b>RM</b>
Local tax	<u>3,000</u>	<u>2,779</u>

Income tax payable is calculated on Shariah-compliant investments income less deduction for permitted expenses as provided under Section 63B of the Income Tax Act, 1967.

The taxation charge for the financial year is related to withholding tax derived from local REITs calculated at the prevailing tax rate in Malaysia.

A reconciliation of income tax expense applicable to net income before taxation at the statutory income tax rate to income tax expense at the effective income tax rate of the Fund is as follows:

	<b>2024</b>	<b>2023</b>
	<b>RM</b>	<b>RM</b>
Net income before taxation	<u>2,960,459</u>	<u>1,229,614</u>
Taxation at Malaysian statutory rate of 24% (2023: 24%)	710,510	295,107
Tax effects of:		
Income not subject to tax	(775,037)	(361,556)
Loss not allowed for tax deduction	4,168	-
Restriction on tax deductible expenses for unit trust fund	48,061	45,951
Non-permitted expenses for tax purposes	9,958	18,171
Permitted expenses not used and not available for future financial years	<u>5,340</u>	<u>5,106</u>
Tax expense for the financial year	<u>3,000</u>	<u>2,779</u>

#### 12. DISTRIBUTION

No distribution has been declared to unit holders during the current financial year.

Details of distribution to unit holders for the previous financial year are as follows:

	<b>2023</b>
	<b>RM</b>
Gross distribution per unit (sen)	<u>0.40</u>
Net distribution per unit (sen)	<u>0.40</u>

## Amlslamic Growth

### NOTES TO THE FINANCIAL STATEMENTS FOR THE FINANCIAL YEAR ENDED 30 SEPTEMBER 2024

#### 12. DISTRIBUTION (CONT'D.)

Financial year ended 30 September 2023

Distribution Ex-date	Gross distribution per unit RM (sen)	Net distribution per unit RM (sen)	Total distribution RM
22 September 2023	0.40	0.40	109,720

Gross distribution per unit is derived from gross realised income less expenses divided by the number of units in circulation, while net distribution per unit is derived from gross realised income less expenses and taxation divided by the number of units in circulation.

#### 13. TOTAL EXPENSE RATIO (“TER”)

The Fund’s TER is as follows:

	2024 % p.a.	2023 % p.a.
Manager’s fee	1.45	1.45
Trustee’s fee	0.06	0.06
Fund’s other expenses	0.17	0.18
Total TER	1.68	1.69

The TER of the Fund is the ratio of the sum of fees and expenses incurred by the Fund to the average NAV of the Fund calculated on a daily basis.

#### 14. PORTFOLIO TURNOVER RATIO (“PTR”)

The PTR of the Fund, which is the ratio of average total acquisitions and disposals of Shariah-compliant investments to the average NAV of the Fund calculated on a daily basis, is 0.11 times (2023: 0.37 times).

#### 15. SEGMENTAL REPORTING

The Manager and Investment Committee of the Fund are responsible for allocating resources available to the Fund in accordance with the overall investment strategies as set out in the Investment Guidelines of the Fund. The Fund is managed by three segments:

- A portfolio of Shariah-compliant equity instruments;
- A portfolio of Shariah-compliant CIS; and
- A portfolio of Shariah-compliant fixed income instruments, including Shariah-compliant deposits with licensed financial institutions.

## Amlslamic Growth

### NOTES TO THE FINANCIAL STATEMENTS FOR THE FINANCIAL YEAR ENDED 30 SEPTEMBER 2024

#### 15. SEGMENTAL REPORTING (CONT'D.)

The investment objective of each segment is to achieve consistent returns from the Shariah-compliant investments in each segment while safeguarding capital by investing in diversified portfolios. There have been no changes in reportable segments in the current financial year.

	Equity portfolio RM	CIS portfolio RM	Fixed income portfolio RM	Total RM
<b>2024</b>				
Dividend/Distribution income	419,853	35,430	-	455,283
Profit income	-	-	59,683	59,683
Net gains from Shariah-compliant investments:				
– Financial assets at FVTPL	2,676,773	32,713	-	2,709,486
Total segment investment income for the financial year	<u>3,096,626</u>	<u>68,143</u>	<u>59,683</u>	<u>3,224,452</u>
Financial assets at FVTPL	12,832,324	1,102,002	-	13,934,326
Amount due from brokers	102,509	-	-	102,509
Dividend/Distribution receivables	31,212	-	-	31,212
Total segment assets	<u>12,966,045</u>	<u>1,102,002</u>	<u>-</u>	<u>14,068,047</u>
Amount due to brokers	179,870	-	-	179,870
Total segment liability	<u>179,870</u>	<u>-</u>	<u>-</u>	<u>179,870</u>
<b>2023</b>				
Dividend/Distribution income	465,844	34,963	-	500,807
Profit income	-	-	77,388	77,388
Net gains from Shariah-compliant investments:				
– Financial assets at FVTPL	904,507	35,359	-	939,866
Total segment investment income for the financial year	<u>1,370,351</u>	<u>70,322</u>	<u>77,388</u>	<u>1,518,061</u>
Financial assets at FVTPL	10,904,918	1,068,571	-	11,973,489
Dividend/Distribution receivables	38,858	718	-	39,576
Total segment assets	<u>10,943,776</u>	<u>1,069,289</u>	<u>-</u>	<u>12,013,065</u>

Expenses of the Fund are not considered part of the performance of any investment segment. The following table provides reconciliation between the net reportable segment income and net income after taxation:

## Amlslamic Growth

### NOTES TO THE FINANCIAL STATEMENTS FOR THE FINANCIAL YEAR ENDED 30 SEPTEMBER 2024

#### 15. SEGMENTAL REPORTING (CONT'D.)

	<b>2024</b>	<b>2023</b>
	<b>RM</b>	<b>RM</b>
Net reportable segment investment income	3,224,452	1,518,061
Less: Expenses	<u>(263,993)</u>	<u>(288,447)</u>
Net income before taxation	2,960,459	1,229,614
Taxation	<u>(3,000)</u>	<u>(2,779)</u>
Net income after taxation	<u>2,957,459</u>	<u>1,226,835</u>

In addition, certain assets and liabilities are not considered to be part of the net assets or liabilities of an individual segment. The following table provides reconciliation between the net reportable segment assets and liabilities and total assets and liabilities of the Fund.

	<b>2024</b>	<b>2023</b>
	<b>RM</b>	<b>RM</b>
Total segment assets	14,068,047	12,013,065
Amount due from Manager	6	134,113
Other receivable	-	289
Cash at bank	<u>1,454,167</u>	<u>2,638,273</u>
Total assets of the Fund	<u>15,522,220</u>	<u>14,785,740</u>
Total segment liability	179,870	-
Amount due to Manager	29,667	19,178
Amount due to Trustee	742	720
Sundry payables and accruals	<u>14,465</u>	<u>14,884</u>
Total liabilities of the Fund	<u>224,744</u>	<u>34,782</u>

#### 16. TRANSACTIONS WITH THE MANAGER AND BROKERS

Details of transactions with the Manager and brokers for the financial year ended 30 September 2024 are as follows:

	<b>Transaction value</b>		<b>Brokerage fee, stamp duty and clearing fee</b>	
	<b>RM</b>	<b>%</b>	<b>RM</b>	<b>%</b>
Public Investment Bank Berhad	992,828	29.46	3,781	26.85
Affin Hwang Investment Bank Berhad	632,228	18.76	2,723	19.33
AmInvestment Bank Berhad*	584,115	17.34	2,675	18.99
Maybank Investment Bank Berhad	562,023	16.68	2,437	17.30
RHB Investment Bank Berhad	328,095	9.74	1,442	10.24
J.P. Morgan Securities (Malaysia) Sdn. Bhd.	143,664	4.26	546	3.88
Hong Leong Investment Bank Berhad	125,964	3.74	480	3.41
AmFunds Management Berhad	718	0.02	-	-
Total	<u>3,369,635</u>	<u>100.00</u>	<u>14,084</u>	<u>100.00</u>

## Amlslamic Growth

### NOTES TO THE FINANCIAL STATEMENTS FOR THE FINANCIAL YEAR ENDED 30 SEPTEMBER 2024

#### 16. TRANSACTIONS WITH THE MANAGER AND BROKERS (CONT'D.)

\* Financial institution related to the Manager.

The Manager is of the opinion that the above transactions have been entered in the normal course of business and have been established under terms that are no less favourable than those arranged with independent third parties.

The above transactions are in respect of Shariah-compliant quoted equity securities and Shariah-compliant CIS. Transactions in unquoted Shariah-compliant CIS do not involve any commission or brokerage fee.

#### 17. FINANCIAL INSTRUMENTS

##### (a) Classification of financial instruments

The accounting policies in Note 3 describe how the classes of financial instruments are measured, and how income and expenses, including fair value gains and losses, are recognised. The following table analyses the financial assets and liabilities of the Fund in the statement of financial position by the class of financial instrument to which they are assigned, and therefore by the measurement basis.

	Financial assets at FVTPL RM	Financial assets at amortised cost RM	Financial liabilities at amortised cost RM	Total RM
<b>2024</b>				
<b>Financial assets</b>				
Shariah-compliant investments	13,934,326	-	-	13,934,326
Amount due from Manager	-	6	-	6
Amount due from brokers	-	102,509	-	102,509
Dividend/Distribution receivables	-	31,212	-	31,212
Cash at bank	-	1,454,167	-	1,454,167
<b>Total financial assets</b>	<b>13,934,326</b>	<b>1,587,894</b>	<b>-</b>	<b>15,522,220</b>
<b>Financial liabilities</b>				
Amount due to Manager	-	-	29,667	29,667
Amount due to brokers	-	-	179,870	179,870
Amount due to Trustee	-	-	742	742
<b>Total financial liabilities</b>	<b>-</b>	<b>-</b>	<b>210,279</b>	<b>210,279</b>

## Amlslamic Growth

### NOTES TO THE FINANCIAL STATEMENTS FOR THE FINANCIAL YEAR ENDED 30 SEPTEMBER 2024

#### 17. FINANCIAL INSTRUMENTS (CONT'D.)

##### (a) Classification of financial instruments (cont'd.)

	Financial assets at FVTPL RM	Financial assets at amortised cost RM	Financial liabilities at amortised cost RM	Total RM
<b>2023</b>				
<b>Financial assets</b>				
Shariah-compliant investments	11,973,489	-	-	11,973,489
Amount due from Manager	-	134,113	-	134,113
Other receivable	-	289	-	289
Dividend/Distribution receivables	-	39,576	-	39,576
Cash at bank	-	2,638,273	-	2,638,273
<b>Total financial assets</b>	<b>11,973,489</b>	<b>2,812,251</b>	<b>-</b>	<b>14,785,740</b>
<b>Financial liabilities</b>				
Amount due to Manager	-	-	19,178	19,178
Amount due to Trustee	-	-	720	720
<b>Total financial liabilities</b>	<b>-</b>	<b>-</b>	<b>19,898</b>	<b>19,898</b>

	<b>Income, expenses, gains and losses</b>	
	<b>2024</b>	<b>2023</b>
	<b>RM</b>	<b>RM</b>
Net gains from financial assets at FVTPL	2,709,486	939,866
Income, of which derived from:		
– Dividend/Distribution income from financial assets at FVTPL	455,283	500,807
– Profit income from financial assets at amortised cost	59,683	77,388

##### (b) Financial instruments that are carried at fair value

The Fund's financial assets and liabilities are carried at fair value.

The Fund uses the following hierarchy for determining and disclosing the fair value of financial instruments by valuation technique:

Level 1: quoted (unadjusted) prices in active markets for identical assets or liabilities;



**NOTES TO THE FINANCIAL STATEMENTS  
FOR THE FINANCIAL YEAR ENDED 30 SEPTEMBER 2024**

**17. FINANCIAL INSTRUMENTS (CONT'D.)**

**(b) Financial instruments that are carried at fair value (cont'd.)**

Level 2: other techniques for which all inputs which have a significant effect on the recorded fair value are observable; either directly or indirectly; or

Level 3: techniques which use inputs which have a significant effect on the recorded fair value that are not based on observable market data.

The following table shows an analysis of financial instruments recorded at fair value by the level of the fair value hierarchy:

	<b>Level 1 RM</b>	<b>Level 2 RM</b>	<b>Level 3 RM</b>	<b>Total RM</b>
<b>2024</b>				
Financial assets at FVTPL	<u>13,541,667</u>	<u>392,659</u>	<u>-</u>	<u>13,934,326</u>
<b>2023</b>				
Financial assets at FVTPL	<u>11,594,340</u>	<u>379,149</u>	<u>-</u>	<u>11,973,489</u>

**(c) Financial instruments that are not carried at fair value and whose carrying amounts are reasonable approximation of fair value**

The following are classes of financial instruments that are not carried at fair value and whose carrying amounts are reasonable approximation of fair value due to their short period to maturity or short credit period:

- Amount due from/to Manager
- Amount due from/to brokers
- Dividend/Distribution receivables
- Cash at bank
- Amount due to Trustee

There are no financial instruments which are not carried at fair value and whose carrying amounts are not reasonable approximation of their respective fair value.

**18. FINANCIAL RISK MANAGEMENT OBJECTIVES AND POLICIES**

The Fund is exposed to a variety of risks that include market risk, credit risk, liquidity risk, single issuer risk, regulatory risk, management risk, non-compliance risk, Shariah non-compliance risk and reclassification of Shariah status risk.

**NOTES TO THE FINANCIAL STATEMENTS  
FOR THE FINANCIAL YEAR ENDED 30 SEPTEMBER 2024**

**18. FINANCIAL RISK MANAGEMENT OBJECTIVES AND POLICIES (CONT'D.)**

Risk management is carried out by closely monitoring, measuring and mitigating the above said risks, careful selection of Shariah-compliant investments coupled with stringent compliance to Shariah-compliant investments restrictions as stipulated by the Capital Markets and Services Act 2007, Securities Commission Malaysia's Guidelines on Unit Trust Funds, Securities Commission Malaysia's Guidelines on Islamic Capital Market Products and Services, and the Deeds as the backbone of risk management of the Fund.

**(a) Market risk**

The Fund's principal exposure to market risk arises primarily due to changes in the market environment, global economic and geo-political developments.

The Fund's market risk is affected primarily by the following risks:

**(i) Price risk**

Price risk refers to the uncertainty of an investment's future prices. In the event of adverse price movements, the Fund might endure potential loss on its quoted Shariah-compliant investments. In managing price risk, the Manager actively monitors the performance and risk profile of the investment portfolio.

The result below summarised the price risk sensitivity of the Fund's NAV due to movements of price by -5.00% and +5.00% respectively:

Percentage movements in price by:	Sensitivity of the Fund's NAV	
	2024 RM	2023 RM
-5.00%	(696,716)	(598,674)
+5.00%	<u>696,716</u>	<u>598,674</u>

**(ii) Profit rate risk**

Profit rate risk will affect the value of the Fund's Shariah-compliant investments, given the profit rate movements, which are influenced by regional and local economic developments as well as political developments.

Domestic profit rates on Shariah-compliant deposits and placements with licensed financial institutions are determined based on prevailing market rates.

**NOTES TO THE FINANCIAL STATEMENTS  
FOR THE FINANCIAL YEAR ENDED 30 SEPTEMBER 2024**

**18. FINANCIAL RISK MANAGEMENT OBJECTIVES AND POLICIES (CONT'D.)**

**(b) Credit risk**

Credit risk is the risk that the counterparty to a financial instrument will cause a financial loss to the Fund by failing to discharge an obligation. Credit risk applies to Shariah-compliant deposits and dividend/distribution receivables. The issuer of such instruments may not be able to fulfill the required profit payments or repay the principal invested or amount owing. These risks may cause the Fund's Shariah-compliant investments to fluctuate in value.

Cash at bank is held for liquidity purposes and are not exposed to significant credit risk.

**(c) Liquidity risk**

Liquidity risk is defined as the risk that the Fund will encounter difficulty in meeting obligations associated with financial liabilities that are settled by delivering cash or another financial assets. Exposure to liquidity risk arises because of the possibility that the Fund could be required to pay its financial liabilities or redeem its units earlier than expected. The Fund maintains sufficient level of liquid assets, after consultation with the Trustee, to meet anticipated payments and cancellations of units by unit holders. Liquid assets comprise of cash at banks, Shariah-compliant deposits with licensed financial institutions and other instruments, which are capable of being converted into cash within 5 to 7 days. The Fund's policy is to always maintain a prudent level of liquid assets so as to reduce liquidity risk.

The Fund's financial liabilities have contractual maturities of not more than six months.

**(d) Single issuer risk**

Internal policy restricts the Fund from investing in securities issued by any issuer of not more than a certain percentage of its NAV. Under such restriction, the risk exposure to the securities of any single issuer is diversified and managed based on internal/external ratings.

**(e) Regulatory risk**

Any changes in national policies and regulations may have effects on the capital market and the NAV of the Fund.

**(f) Management risk**

Poor management of the Fund may cause considerable losses to the Fund that in turn may affect the NAV of the Fund.

**NOTES TO THE FINANCIAL STATEMENTS  
FOR THE FINANCIAL YEAR ENDED 30 SEPTEMBER 2024**

**18. FINANCIAL RISK MANAGEMENT OBJECTIVES AND POLICIES (CONT'D.)**

**(g) Non-compliance risk**

This is the risk of the Manager or the Trustee not complying with the respective internal policies, the Deeds, securities law or guidelines issued by the regulators relevant to each party, which may adversely affect the performance of the Fund.

**(h) Shariah non-compliance risk**

This is the risk of the Fund not conforming to Shariah Investment Guidelines. The Shariah Adviser for the Fund would be responsible for ensuring that the Fund is managed and administered in accordance with Shariah Investment Guidelines. Note that as the Fund can only invest in Shariah-compliant instruments, non-compliance may adversely affect the NAV of the Fund when the rectification of non-compliance results in losses.

**(i) Reclassification of Shariah status risk**

This risk refers to the risk that the currently held Shariah-compliant equities in the Fund may be reclassified as Shariah non-compliant in the periodic review of the equities by the Shariah Advisory Council of the Securities Commission Malaysia ("SACSC"), the Shariah adviser or the Shariah boards of the relevant Islamic Indices. If this occurs, the Manager will take the necessary steps to dispose such equities.

**19. CAPITAL MANAGEMENT**

The capital of the Fund can vary depending on the demand for creation and cancellation of units to the Fund.

The Fund's objectives for managing capital are:

- (a) To invest in Shariah-compliant investments meeting the description, risk exposure and expected return indicated in its Prospectus;
- (b) To maintain sufficient liquidity to meet the expenses of the Fund, and to meet cancellation requests as they arise; and
- (c) To maintain sufficient fund size to make the operations of the Fund cost-efficient.

No changes were made to the capital management objectives, policies or processes during the current and previous financial years.

## **AmIslamic Growth**

### **STATEMENT BY THE MANAGER**

I, Goh Wee Peng, being the Director of and on behalf of the Board of Directors of AmFunds Management Berhad (the “Manager”), do hereby state that, in the opinion of the Manager, the accompanying financial statements are drawn up in accordance with Malaysian Financial Reporting Standards and International Financial Reporting Standards so as to give a true and fair view of the financial position of AmIslamic Growth (the “Fund”) as at 30 September 2024 and of the comprehensive income, the changes in equity and cash flows for the financial year then ended.

For and on behalf of the Manager

**GOH WEE PENG**

Executive Director

Kuala Lumpur, Malaysia

19 November 2024

## **TRUSTEE'S REPORT**

To the unit holders of **AMISLAMIC GROWTH** ("Fund"),

We have acted as Trustee of the Fund for the financial year ended 30 September 2024 and we hereby confirm to the best of our knowledge, after having made all reasonable enquiries, AMFUNDS MANAGEMENT BERHAD has operated and managed the Fund during the year covered by these financial statements in accordance with the following:

1. Limitations imposed on the investment powers of the management company under the deed, securities laws and the Guidelines on Unit Trust Funds;
2. Valuation and pricing is carried out in accordance with the deed; and
3. Any creation and cancellation of units are carried out in accordance with the deed and any regulatory requirement.

For **AMANAHRAYA TRUSTEES BERHAD**

**ZAINUDIN BIN SUHAIMI**  
Chief Executive Officer  
Date: 12 November 2024

## SHARIAH ADVISER'S REPORT FOR ISLAMIC UNIT TRUST FUND

To the unit holders of AmIslamic Growth ("Fund"),

We hereby confirm the following:

1. To the best of our knowledge, after having made all reasonable enquiries, AmFunds Management Berhad has operated and managed the Fund during the period covered by these financial statements in accordance with the Shariah principles and requirements and complied with the applicable guidelines, rulings or decisions issued by the Securities Commission Malaysia pertaining to Shariah matters: and
2. The assets of the Fund comprise instruments that have been classified as Shariah-compliant.

For Amanie Advisors Sdn Bhd

---

Tan Sri Dr Mohd Daud Bakar

Executive Chairman

Date: 19 November 2024

## MANAGER'S REPORT

Dear Unitholders,

We are pleased to present you the Manager's report and the audited accounts of Global Islamic Equity ("Fund") for the financial year ended 30 September 2024.

### Salient Information of the Fund

<b>Name</b>	Global Islamic Equity ("Fund")
<b>Category/ Type</b>	Feeder Fund (Global Islamic equity) / Capital growth
<b>Name of Target Fund</b>	Oasis Crescent Global Equity Fund
<b>Objective</b>	<p>The Fund seeks to achieve moderate capital and income* appreciation over a medium to long-term by investing in shares of global Shariah-compliant companies.</p> <p><i>Note:</i>  * The income could be in the form of units or cash.  Any material change to the investment objective of the Fund would require Unit Holders' approval.</p>
<b>Duration</b>	The Fund was established on 21 April 2006 and shall exist for as long as it appears to the Manager and the Trustee that it is in the interests of the unitholders for it to continue. In some circumstances, the unitholders can resolve at a meeting to terminate the Fund.
<b>Performance Benchmark</b>	<p>Dow Jones Islamic Market Index ("DJIM")  (Available at <a href="http://www.aminvest.com">www.aminvest.com</a>)</p> <p><i>Note: The risk profile of the performance benchmark is not the same as the risk profile of the Fund.</i></p> <p><i>The Dow Jones Islamic Market Index (the "Index") is a product of S&amp;P Dow Jones Indices LLC ("SPDJI"), and has been licensed for use by AmFunds Management Berhad. S&amp;P® is a registered trademark of S&amp;P Global ("S&amp;P"); Dow Jones® is a registered trademark of Dow Jones Trademark Holdings LLC ("Dow Jones"); Global Islamic Equity are not sponsored, endorsed, sold or promoted by SPDJI, Dow Jones, S&amp;P, any of their respective affiliates (collectively, "S&amp;P Dow Jones Indices"). S&amp;P Dow Jones Indices makes no representation or warranty, express or implied, to the owners of the Global Islamic Equity or any member of the public regarding the advisability of investing in securities generally or in Global Islamic Equity particularly or the ability of the Dow Jones Islamic Market Index to track general market performance. S&amp;P Dow Jones Indices' only relationship to AmFunds Management Berhad with respect to the Dow Jones Islamic Market Index is the licensing of the Index and certain trademarks, service marks and/or trade names of S&amp;P Dow Jones Indices and/or its licensors. The Dow Jones Islamic Market Index is determined, composed and calculated by S&amp;P Dow Jones Indices without regard to AmFunds Management Berhad or the Global Islamic Equity. S&amp;P Dow Jones Indices have no obligation to take the needs of AmFunds Management Berhad or the owners of Global Islamic Equity into consideration in determining, composing or calculating the Dow Jones Islamic Market Index. S&amp;P Dow Jones Indices are not responsible for and have not participated in the determination of the prices, and amount of Global Islamic Equity or the timing of the issuance or sale of Global</i></p>



	<i>Islamic Equity or in the determination or calculation of the equation by which Global Islamic Equity is to be converted into cash, surrendered or redeemed, as the case may be. S&amp;P Dow Jones Indices have no obligation or liability in connection with the administration, marketing or trading of Global Islamic Equity. There is no assurance that investment products based on the Dow Jones Islamic Market Index will accurately track index performance or provide positive investment returns. S&amp;P Dow Jones Indices LLC is not an investment advisor. Inclusion of a security within an index is not a recommendation by S&amp;P Dow Jones Indices to buy, sell, or hold such security, nor is it considered to be investment advice.</i>
<b>Income Distribution Policy</b>	Income distribution (if any) is paid at least once a year.

## Fund Performance Data

<b>Portfolio Composition</b>	Details of portfolio composition of the Fund as at 30 September are as follows:			
		<b>As at 30 September</b>		
		<b>2024</b>	<b>2023</b>	<b>2022</b>
		%	%	%
	Foreign Collective Investment Scheme	96.68	97.74	97.31
	Money market deposits and cash equivalents	3.32	2.26	2.69
	<b>Total</b>	<b>100.00</b>	<b>100.00</b>	<b>100.00</b>
	<i>Note: The abovementioned percentages are calculated based on total net asset value.</i>			
<b>Performance Details</b>	Performance details of the Fund for the financial years ended 30 September are as follows:			
		<b>FYE 2024</b>	<b>FYE 2023</b>	<b>FYE 2022</b>
	Net asset value (RM)	6,756,850	7,384,093	7,592,397
	Units in circulation	5,654,903	6,359,852	7,475,989
	Net asset value per unit (RM)	1.1949	1.1610	1.0156
	Highest net asset value per unit (RM)	1.3390	1.2015	1.2226
	Lowest net asset value per unit (RM)	1.1358	1.0182	1.0156
	Benchmark performance (%)	15.02	22.39	-15.96
	Total return (%) <sup>(1)</sup>	2.91	14.33	-10.58
	- Capital growth (%)	2.91	14.33	-10.58
	Total expense ratio (%) <sup>(2)</sup>	0.57	0.62	0.42
	Portfolio turnover ratio (times) <sup>(3)</sup>	0.08	0.09	0.04
	<b>Note:</b>			
	<i>(1) Total return is the actual return of the Fund for the respective financial years computed based on the net asset value per unit and net of all fees.</i>			
	<i>(2) Total expense ratio ("TER") is calculated based on the total fees and expenses incurred by the Fund divided by the average fund size calculated on a daily basis. The TER decreased by 0.05% as compared to 0.62% per annum for the financial year ended 30 September 2023 mainly due to decrease in expenses.</i>			

(3) Portfolio turnover ratio (“PTR”) is calculated based on the average of the total acquisitions and total disposals of investment securities of the Fund divided by the average fund size calculated on a daily basis. The decrease in the PTR for 2024 and increase in 2023 were due mainly to investing activities.

**Average Total Return (as at 30 September 2024)**

	<b>Global Islamic Equity<sup>(a)</sup></b> %	<b>DJIM<sup>(b)</sup></b> %
One year	2.91	15.02
Three years	1.70	5.76
Five years	5.63	12.45
Ten years	4.72	12.16

**Annual Total Return**

<b>Financial Years Ended (30 September)</b>	<b>Global Islamic Equity<sup>(a)</sup></b> %	<b>DJIM<sup>(b)</sup></b> %
2024	2.91	15.02
2023	14.33	22.39
2022	-10.58	-15.96
2021	19.52	23.19
2020	4.59	23.46

(a) Source: Novagni Analytics and Advisory Sdn. Bhd.

(b) Dow Jones Islamic Market Index (“DJIM”).  
(Available at [www.aminvest.com](http://www.aminvest.com))

The Fund performance is calculated based on the net asset value per unit of the Fund. Average total return of the Fund and its benchmark for a period is computed based on the absolute return for that period annualised over one year.

**Note: Past performance is not necessarily indicative of future performance and that unit prices and investment returns may go down, as well as up.**

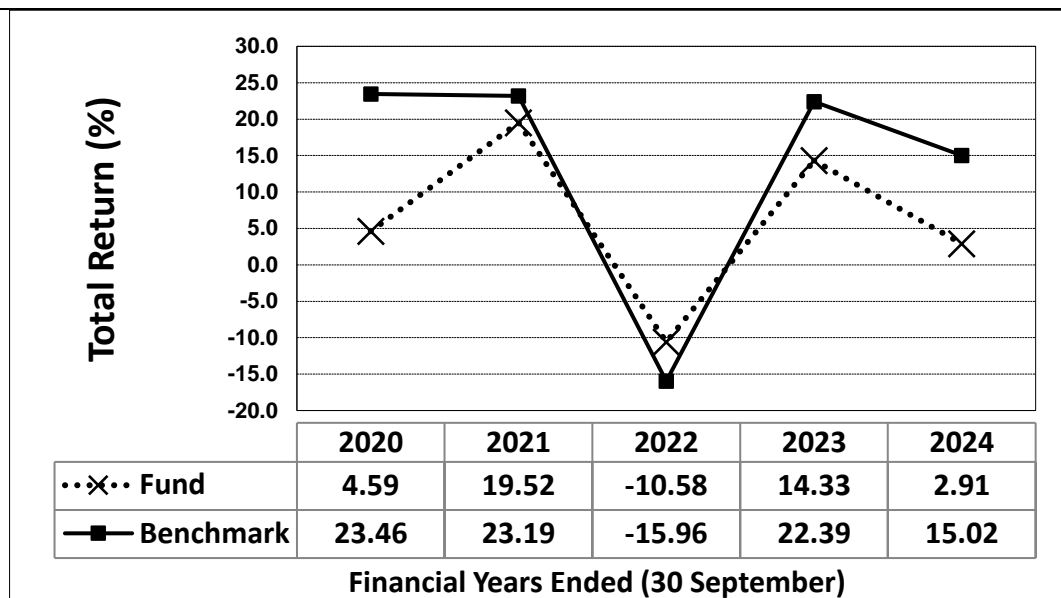
**Fund Performance**

For the financial year under review, the Fund registered a return of 2.91% which is entirely capital growth in nature.

Thus, the Fund’s return of 2.91% has underperformed the benchmark’s return of 15.02% by 12.11%.

As compared with the financial year ended 30 September 2023, the net asset value (“NAV”) per unit of the Fund increased by 2.92% from RM1.1610 to RM1.1949, while units in circulation decreased by 11.08% from 6,359,852 units to 5,654,903 units.

The following line chart shows comparison between the annual performances of Global Islamic Equity and its benchmark, DJIM, for the financial years ended 30 September.



**Note: Past performance is not necessarily indicative of future performance and that unit prices and investment returns may go down, as well as up.**

**Performance of the Target Fund**

**Fund Performance review of the Target Fund - Oasis Crescent Global Equity Fund (“the Target Fund”)**

The Oasis Crescent Global Equity Fund has delivered a return of 6.5% per annum since inception and 17.6% in the 12 months ended 30 September 2024 and is positioned to deliver on its objective through the cycle.

Annualised Returns								
Annualised Returns	% Growth 1 year	% Growth 3 year	% Growth 5 year	% Growth 7 year	% Growth 10 year	% Growth 15 year	% Growth 20 year	Return Since Inception
	Annualised							
Oasis Crescent Global Equity Fund	17.6	2.5	6.3	4.7	4.2	5.8	6.0	6.5
Benchmark	20.7	7.7	10.9	8.6	7.4	6.7	5.7	3.6

Performance (% returns) in USD Net-of-Fees Gross of Non Permissible Income of the OCGEF since inception to 30 September 2024. [Source: Oasis Research; Morningstar Direct; Bloomberg; December 2000 – September 2024]

The more volatile geopolitical and market environment is suitable for the Oasis philosophy and we continue to find companies with market leadership, competitive advantages, sustainability, strong balance sheets, outstanding management, delivering high levels of profitability and cash flow and are attractively priced.

*Source: Oasis Research: September 2024*

**Strategies and Policies Employed**

**Strategies and Policies employed by Target Fund**

The portfolio remains very attractive relative to the global benchmarks, due to its focus on great companies, with supreme profitability (ROAE & ROIC), strong balance sheets (Debt/EBITDA), superior cash flows (Free Cash Flow) and are attractively priced based on PE, EV/EBITDA and DY. Your portfolio has a high exposure to stocks with 1) secular growth 2) beneficiaries of interest rate cuts and 3) stocks that diversifies risk like gold shares.

*Source: Oasis Research: September 2024*

	<p><b>Strategies and Policies of the Fund</b></p> <p>For the financial year under review, the Fund strategy was to invest a minimum of 95% of the Fund’s NAV in the share class denominated in USD of the Oasis Crescent Global Equity Fund (Target Fund).</p>																						
<p><b>Target Fund’s Top 10 Holdings</b></p>	<p><b><u>As at 30 September 2024</u></b></p> <p>Holdings as at 30 September 2024 not yet released for distribution.</p> <p><b><u>As at 30 September 2023</u></b></p> <table border="1" data-bbox="395 521 1481 909"> <thead> <tr> <th><b>Top Holdings</b></th> <th><b>% of NAV</b></th> </tr> </thead> <tbody> <tr> <td>ChevronTexaco Corp Com</td> <td>5.33</td> </tr> <tr> <td>Johnson &amp; Johnson</td> <td>4.86</td> </tr> <tr> <td>Verizon Communications</td> <td>4.14</td> </tr> <tr> <td>Elevance Health Inc</td> <td>4.07</td> </tr> <tr> <td>Samsung Electronics GDR</td> <td>4.06</td> </tr> <tr> <td>Exxon Mobil</td> <td>3.83</td> </tr> <tr> <td>AT&amp;T Inc</td> <td>3.68</td> </tr> <tr> <td>Mayr Melnhof Karton</td> <td>3.43</td> </tr> <tr> <td>Pfizer Inc</td> <td>3.38</td> </tr> <tr> <td>CVS Health Corp</td> <td>3.03</td> </tr> </tbody> </table> <p><i>Source: Oasis Research: March 2024</i></p>	<b>Top Holdings</b>	<b>% of NAV</b>	ChevronTexaco Corp Com	5.33	Johnson & Johnson	4.86	Verizon Communications	4.14	Elevance Health Inc	4.07	Samsung Electronics GDR	4.06	Exxon Mobil	3.83	AT&T Inc	3.68	Mayr Melnhof Karton	3.43	Pfizer Inc	3.38	CVS Health Corp	3.03
<b>Top Holdings</b>	<b>% of NAV</b>																						
ChevronTexaco Corp Com	5.33																						
Johnson & Johnson	4.86																						
Verizon Communications	4.14																						
Elevance Health Inc	4.07																						
Samsung Electronics GDR	4.06																						
Exxon Mobil	3.83																						
AT&T Inc	3.68																						
Mayr Melnhof Karton	3.43																						
Pfizer Inc	3.38																						
CVS Health Corp	3.03																						
<p><b>Portfolio Structure</b></p>	<p>The table below is the asset allocation of the Fund as at 30 September 2024 and 30 September 2023.</p> <table border="1" data-bbox="395 1111 1469 1386"> <thead> <tr> <th></th> <th><b>As at 30.09.2024 %</b></th> <th><b>As at 30.09.2023 %</b></th> <th><b>Changes %</b></th> </tr> </thead> <tbody> <tr> <td>Foreign Collective Investment Scheme</td> <td>96.68</td> <td>97.74</td> <td>-1.06</td> </tr> <tr> <td>Money market deposits and cash equivalents</td> <td>3.32</td> <td>2.26</td> <td>1.06</td> </tr> <tr> <td><b>Total</b></td> <td><b>100.00</b></td> <td><b>100.00</b></td> <td></td> </tr> </tbody> </table> <p>As at 30 September 2024, the Fund invested 96.68% of its NAV in the foreign collective investment scheme and the balance of 3.32% of its NAV in money market deposits and cash equivalents.</p>		<b>As at 30.09.2024 %</b>	<b>As at 30.09.2023 %</b>	<b>Changes %</b>	Foreign Collective Investment Scheme	96.68	97.74	-1.06	Money market deposits and cash equivalents	3.32	2.26	1.06	<b>Total</b>	<b>100.00</b>	<b>100.00</b>							
	<b>As at 30.09.2024 %</b>	<b>As at 30.09.2023 %</b>	<b>Changes %</b>																				
Foreign Collective Investment Scheme	96.68	97.74	-1.06																				
Money market deposits and cash equivalents	3.32	2.26	1.06																				
<b>Total</b>	<b>100.00</b>	<b>100.00</b>																					
<p><b>Securities Lending / Repurchase Transactions</b></p>	<p>The Fund has not undertaken any securities lending or repurchase transactions (collectively referred to as “securities financing transactions”).</p>																						
<p><b>Cross Trades</b></p>	<p>There were no cross trades undertaken during the financial year under review.</p>																						
<p><b>Distribution/ Unit splits</b></p>	<p>There is no income distribution and unit split declared for the financial year under review.</p>																						
<p><b>State of Affairs</b></p>	<p>There has been neither significant change to the state of affairs of the Fund nor any circumstances that materially affect any interests of the unitholders during the financial year under review.</p>																						

<b>Rebates and Soft Commission</b>	During the year, the management company did not receive soft commissions by virtue of transactions conducted for the Fund.
<b>Market Review</b>	<p>The global economy has slowed marginally but has remained resilient. Inflation is declining to target ranges, despite relatively high services and wage inflation, while goods inflation is below trendline as supply chains are being restored. The interest rate cutting cycle is in full swing, with the Fed cutting 50bps and the EU implementing its second 25bps cut. The looser monetary policy, supported by robust fiscal spend, will support the global economy. Populism, geopolitics, trade wars and high debt levels, together with the downward adjustment in the Chinese economy, remain significant risks to the global economy and financial markets. Gold, the ultimate risk diversifier and store of value continue to reach new all-time highs while the US Dollar has started weakening from its peak levels.</p> <p><i>Source: Oasis Research: September 2024</i></p>
<b>Market Outlook</b>	<p>The 3rd Quarter has seen a softening of the Magnificent 7 and continued weakness in Chinese stocks and commodity stocks with a high dependence on Chinese demand. The change from Western companies benefiting through higher profits from “Made in China”, to “Made by China” (Chinese Brands) is accelerating. The export of Chinese Brands are capturing significant market shares which are putting pressure on sectors like the European motor industry and the global value focused fast fashion stocks. There has been significant rotation to interest rate sensitive, “old economy” and emerging market stocks which enjoyed a good quarter.</p> <p><i>Source: Oasis Research: September 2024</i></p> <p><i>Source: Oasis Research, Bloomberg statistics, IMF World Economic Outlook</i></p>

Kuala Lumpur, Malaysia  
AmFunds Management Berhad

19 November 2024

## **Independent auditors' report to the unit holders of Global Islamic Equity**

### **Report on the audit of the financial statements**

#### *Opinion*

We have audited the financial statements of Global Islamic Equity (the "Fund"), which comprise the statement of financial position as at 30 September 2024, and statement of comprehensive income, statement of changes in equity and statement of cash flows of the Fund for the financial year then ended, and notes to the financial statements, including material accounting policy information, as set out on pages 239 to 261.

In our opinion, the accompanying financial statements give a true and fair view of the financial position of the Fund as at 30 September 2024, and of its financial performance and cash flows for the financial year then ended in accordance with Malaysian Financial Reporting Standards and International Financial Reporting Standards.

#### *Basis for opinion*

We conducted our audit in accordance with approved standards on auditing in Malaysia and International Standards on Auditing. Our responsibilities under those standards are further described in the *Auditors' responsibilities for the audit of the financial statements* section of our report. We believe that the audit evidence we have obtained is sufficient and appropriate to provide a basis for our audit opinion.

#### *Independence and other ethical responsibilities*

We are independent of the Fund in accordance with the By-Laws (on Professional Ethics, Conduct and Practice) of the Malaysian Institute of Accountants ("By-Laws") and the International Code of Ethics for Professional Accountants (including International Independence Standards) ("IESBA Code"), and we have fulfilled our other ethical responsibilities in accordance with the By-Laws and the IESBA Code.

#### *Information other than the financial statements and auditors' report thereon*

The Manager of the Fund (the "Manager") is responsible for the other information. The other information comprises the information included in the annual report of the Fund, but does not include the financial statements of the Fund and our auditors' report thereon.

Our opinion on the financial statements of the Fund does not cover the other information and we do not express any form of assurance conclusion thereon.

## **Independent auditors' report to the unit holders of Global Islamic Equity (cont'd.)**

### *Information other than the financial statements and auditors' report thereon (cont'd.)*

In connection with our audit of the financial statements of the Fund, our responsibility is to read the other information and, in doing so, consider whether the other information is materially inconsistent with the financial statements of the Fund or our knowledge obtained in the audit or otherwise appears to be materially misstated.

If, based on the work we have performed, we conclude that there is a material misstatement of this other information, we are required to report the fact. We have nothing to report in this regard.

### *Responsibilities of the Manager and the Trustee for the financial statements*

The Manager is responsible for the preparation of the financial statements of the Fund that give a true and fair view in accordance with Malaysian Financial Reporting Standards and International Financial Reporting Standards. The Manager is also responsible for such internal control as the Manager determines is necessary to enable the preparation of financial statements of the Fund that are free from material misstatement, whether due to fraud or error.

In preparing the financial statements of the Fund, the Manager is responsible for assessing the Fund's ability to continue as a going concern, disclosing, as applicable, matters related to going concern and using the going concern basis of accounting unless the Manager either intends to liquidate the Fund or to cease operations, or has no realistic alternative but to do so.

The Trustee is responsible for overseeing the Fund's financial reporting process. The Trustee is also responsible for ensuring that the Manager maintains proper accounting and other records as are necessary to enable true and fair presentation of these financial statements.

### *Auditors' responsibilities for the audit of the financial statements*

Our objectives are to obtain reasonable assurance about whether the financial statements of the Fund as a whole are free from material misstatement, whether due to fraud or error, and to issue an auditors' report that includes our opinion. Reasonable assurance is a high level of assurance, but is not a guarantee that an audit conducted in accordance with approved standards on auditing in Malaysia and International Standards on Auditing will always detect a material misstatement when it exists. Misstatements can arise from fraud or error and are considered material if, individually or in the aggregate, they could reasonably be expected to influence the economic decisions of users taken on the basis of these financial statements.

## **Independent auditors' report to the unit holders of Global Islamic Equity (cont'd.)**

### *Auditors' responsibilities for the audit of the financial statements (cont'd.)*

As part of an audit in accordance with the approved standards on auditing in Malaysia and International Standards on Auditing, we exercise professional judgment and maintain professional skepticism throughout the audit. We also:

- Identify and assess the risks of material misstatement of the financial statements of the Fund whether due to fraud or error, design and perform audit procedures responsive to those risks, and obtain audit evidence that is sufficient and appropriate to provide a basis for our opinion. The risk of not detecting a material misstatement resulting from fraud is higher than for one resulting from error, as fraud may involve collusion, forgery, intentional omissions, misrepresentations, or the override of internal control.
- Obtain an understanding of internal control relevant to the audit in order to design audit procedures that are appropriate in the circumstances, but not for the purpose of expressing an opinion on the effectiveness of the Fund's internal control.
- Evaluate the appropriateness of accounting policies used and the reasonableness of accounting estimates and related disclosures made by the Manager.
- Conclude on the appropriateness of the Manager's use of the going concern basis of accounting and, based on the audit evidence obtained, whether a material uncertainty exists related to events or conditions that may cast significant doubt on the Fund's ability to continue as a going concern. If we conclude that a material uncertainty exists, we are required to draw attention in our auditors' report to the related disclosures in the financial statements of the Fund or, if such disclosures are inadequate, to modify our opinion. Our conclusions are based on the audit evidence obtained up to the date of our auditors' report. However, future events or conditions may cause the Fund to cease to continue as a going concern.
- Evaluate the overall presentation, structure and content of the financial statements of the Fund, including the disclosures, and whether the financial statements of the Fund represent the underlying transactions and events in a manner that achieves fair presentation.

We communicate with the Manager regarding, among other matters, the planned scope and timing of the audit and significant audit findings, including any significant deficiencies in internal control that we identify during our audit.



**Independent auditors' report to the unit holders of  
Global Islamic Equity (cont'd.)**

**Other matters**

This report is made solely to the unit holders of the Fund, as a body, in accordance with the Guidelines on Unit Trust Funds issued by the Securities Commission Malaysia and for no other purpose. We do not assume responsibility to any other person for the content of this report.

Ernst & Young PLT  
202006000003 (LLP0022760-LCA) & AF 0039  
Chartered Accountants

Ng Sue Ean  
No. 03276/07/2026 J  
Chartered Accountant

Kuala Lumpur, Malaysia  
19 November 2024

## Global Islamic Equity

### STATEMENT OF FINANCIAL POSITION AS AT 30 SEPTEMBER 2024

	Note	2024 RM	2023 RM
<b>ASSETS</b>			
Shariah-compliant investment	4	6,532,757	7,217,557
Shariah-compliant deposit with licensed financial institution	5	231,019	173,028
Cash at banks		5,498	6,264
<b>TOTAL ASSETS</b>		<u>6,769,274</u>	<u>7,396,849</u>
<b>LIABILITIES</b>			
Amount due to Manager	6	449	400
Amount due to Trustee	7	393	433
Sundry payables and accruals		11,582	11,923
<b>TOTAL LIABILITIES</b>		<u>12,424</u>	<u>12,756</u>
<b>NET ASSET VALUE (“NAV”) OF THE FUND</b>		<u>6,756,850</u>	<u>7,384,093</u>
<b>EQUITY</b>			
Unit holders’ capital	9(a)	529,790	1,394,286
Retained earnings	9(b)(c)	6,227,060	5,989,807
<b>NET ASSETS ATTRIBUTABLE TO UNIT HOLDERS</b>	9	<u>6,756,850</u>	<u>7,384,093</u>
<b>UNITS IN CIRCULATION</b>	9(a)	<u>5,654,903</u>	<u>6,359,852</u>
<b>NAV PER UNIT (RM)</b>		<u>1.1949</u>	<u>1.1610</u>

*The accompanying notes form an integral part of the financial statements.*

## Global Islamic Equity

### STATEMENT OF COMPREHENSIVE INCOME FOR THE FINANCIAL YEAR ENDED 30 SEPTEMBER 2024

	Note	2024 RM	2023 RM
<b>SHARIAH-COMPLIANT INVESTMENT INCOME</b>			
Distribution income		61,578	39,070
Profit income		6,468	5,451
Rebate fee income from Target Fund Manager		14,316	14,843
Net gains from Shariah-compliant investment: – Financial assets at fair value through profit or loss (“FVTPL”)	8	197,110	1,021,499
Other net realised gain/(loss) on foreign currency exchange		54	(5,603)
		<u>279,526</u>	<u>1,075,260</u>
<b>EXPENDITURE</b>			
Manager’s fee	6	(4,222)	(3,442)
Trustee’s fee	7	(5,167)	(5,285)
Audit fee		(7,600)	(7,600)
Tax agent’s fee		(3,800)	(3,800)
Custodian’s fee		(4,926)	(10,847)
Other expenses		(16,558)	(15,838)
		<u>(42,273)</u>	<u>(46,812)</u>
<b>Net income before taxation</b>		237,253	1,028,448
<b>Taxation</b>	11	-	-
<b>Net income after taxation, representing total comprehensive income for the financial year</b>		<u>237,253</u>	<u>1,028,448</u>
Total comprehensive income comprises the following:			
Realised income		356,932	313,701
Unrealised (loss)/gain		(119,679)	714,747
		<u>237,253</u>	<u>1,028,448</u>

*The accompanying notes form an integral part of the financial statements.*

## Global Islamic Equity

### STATEMENT OF CHANGES IN EQUITY FOR THE FINANCIAL YEAR ENDED 30 SEPTEMBER 2024

	Note	Unit holders' capital RM	Retained earnings RM	Total equity RM
At 1 October 2023		1,394,286	5,989,807	7,384,093
Total comprehensive income for the financial year		-	237,253	237,253
Creation of units	9(a)	301,188	-	301,188
Cancellation of units	9(a)	(1,165,684)	-	(1,165,684)
Balance at 30 September 2024		<u>529,790</u>	<u>6,227,060</u>	<u>6,756,850</u>
At 1 October 2022		2,631,038	4,961,359	7,592,397
Total comprehensive income for the financial year		-	1,028,448	1,028,448
Creation of units	9(a)	6,356	-	6,356
Cancellation of units	9(a)	(1,243,108)	-	(1,243,108)
Balance at 30 September 2023		<u>1,394,286</u>	<u>5,989,807</u>	<u>7,384,093</u>

*The accompanying notes form an integral part of the financial statements.*

## Global Islamic Equity

### STATEMENT OF CASH FLOWS FOR THE FINANCIAL YEAR ENDED 30 SEPTEMBER 2024

	Note	2024 RM	2023 RM
<b>CASH FLOWS FROM OPERATING AND INVESTING ACTIVITIES</b>			
Proceeds from sale of Shariah-compliant investment		1,037,026	1,240,031
Purchases of Shariah-compliant investment		(93,484)	(14,676)
Rebate fee income received		14,316	14,843
Profit received		6,468	5,451
Manager's fee paid		(4,173)	(3,398)
Trustee's fee paid		(5,207)	(5,325)
Tax agent's fee paid		(3,800)	(3,800)
Custodian's fee paid		(4,926)	(10,847)
Payments for other expenses		(24,499)	(26,595)
Net cash generated from operating and investing activities		<u>921,721</u>	<u>1,195,684</u>
<b>CASH FLOWS FROM FINANCING ACTIVITIES</b>			
Proceeds from creation of units		301,188	6,356
Payments for cancellation of units		(1,165,684)	(1,280,664)
Net cash used in financing activities		<u>(864,496)</u>	<u>(1,274,308)</u>
<b>NET INCREASE/(DECREASE) IN CASH AND CASH EQUIVALENTS</b>		57,225	(78,624)
<b>CASH AND CASH EQUIVALENTS AT THE BEGINNING OF THE FINANCIAL YEAR</b>		<u>179,292</u>	<u>257,916</u>
<b>CASH AND CASH EQUIVALENTS AT THE END OF THE FINANCIAL YEAR</b>		<u>236,517</u>	<u>179,292</u>
Cash and cash equivalents comprise:			
Shariah-compliant deposit with licensed financial institution	5	231,019	173,028
Cash at banks		5,498	6,264
		<u>236,517</u>	<u>179,292</u>

*The accompanying notes form an integral part of the financial statements.*

## Global Islamic Equity

### NOTES TO THE FINANCIAL STATEMENTS FOR THE FINANCIAL YEAR ENDED 30 SEPTEMBER 2024

#### 1. GENERAL INFORMATION

Global Islamic Equity (the “Fund”) was established pursuant to a Deed dated 30 March 2006 as amended by Deeds supplemental thereto (the “Deeds”), between AmFunds Management Berhad as the Manager, AmanahRaya Trustees Berhad as the Trustee and all unit holders.

The Fund seeks to achieve moderate capital and income appreciation over a medium to long-term period by investing in shares of Shariah-compliant companies globally. Being a feeder fund, a minimum of 85% of the Fund’s net asset value will be invested in the Oasis Crescent Global Equity Fund (“Target Fund”). As provided in the Deeds, the financial year shall end on 30 September and the units in the Fund were first offered for sale on 21 April 2006.

The financial statements were authorised for issue by the Manager on 19 November 2024.

#### 2. BASIS OF PREPARATION OF THE FINANCIAL STATEMENTS

The financial statements of the Fund have been prepared on a historical cost basis, except as otherwise stated in the accounting policies and comply with Malaysian Financial Reporting Standards (“MFRS”) as issued by the Malaysian Accounting Standards Board (“MASB”) and International Financial Reporting Standards (“IFRS”).

##### Standards effective during the financial year

The adoption of the following MFRS and amendments to MFRS which became effective during the financial year did not have any material financial impact to the financial statements.

Description	Effective for financial periods beginning on or after
MFRS 17 <i>Insurance Contracts</i> and Amendments to MFRS 17*	1 January 2023
Initial Application of MFRS 17 and MFRS 9 - <i>Comparative Information</i> (Amendments to MFRS 17 <i>Insurance Contracts</i> )*	1 January 2023
Amendments to MFRS 101 <i>Presentation of Financial Statements: Classification of Liabilities as Current or Non-Current</i>	1 January 2023
Amendments to MFRS 101 <i>Presentation of Financial Statements: Disclosure of Accounting Policies</i>	1 January 2023
Amendments to MFRS 108 <i>Accounting policies, Changes in Accounting Estimates and Errors: Definition of Accounting Estimates</i>	1 January 2023
Amendments to MFRS 112 <i>Income Taxes: Deferred Tax related to Assets and Liabilities arising from a Single Transaction</i>	1 January 2023
Amendments to MFRS 112 <i>Income Taxes: International Tax Reform - Pillar Two Model Rules</i>	1 January 2023

## Global Islamic Equity

### NOTES TO THE FINANCIAL STATEMENTS FOR THE FINANCIAL YEAR ENDED 30 SEPTEMBER 2024

#### 2. BASIS OF PREPARATION OF THE FINANCIAL STATEMENTS (CONT'D.)

##### Standards issued but not yet effective

The new and amended standards that have been issued but not yet effective up to the date of issuance of the Fund's financial statements are disclosed below. The Fund intends to adopt these new pronouncements, if applicable, when they become effective.

Description	Effective for financial periods beginning on or after
Amendments to MFRS 16 <i>Leases: Lease Liability in a Sale and Leaseback*</i>	1 January 2024
Amendments to MFRS 101 <i>Presentation of Financial Statements: Non-Current Liabilities with Covenants</i>	1 January 2024
Amendments to MFRS 107 <i>Statement of Cash Flows</i> and MFRS 7 <i>Financial Instruments: Disclosures: Supplier Finance Arrangements</i>	1 January 2024
Amendments to MFRS 121 <i>The Effects of Changes in Foreign Exchange Rates: Lack of Exchangeability</i>	1 January 2025
Amendments to MFRS 9 <i>Financial Instruments</i> and MFRS 7 <i>Financial Instruments: Disclosures: Amendments to the Classifications and Measurement of Financial Instruments</i>	1 January 2026
Amendments that are part of Annual Improvements - Volume 11: Amendments to MFRS 1 <i>First-time Adoption of Malaysian Financial Reporting Standards</i>	1 January 2026
Amendments to MFRS 7 <i>Financial Instruments: Disclosures</i>	
Amendments to MFRS 9 <i>Financial Instruments</i>	
Amendments to MFRS 10 <i>Consolidated Financial Statements*</i>	
Amendments to MFRS 107 <i>Statement of Cash Flows</i>	
MFRS 18 <i>Presentation and Disclosure in Financial Statements</i>	1 January 2027
MFRS 19 <i>Subsidiaries without Public Accountability: Disclosures*</i>	1 January 2027
Amendments to MFRS 10 and MFRS 128: <i>Sale or Contribution of Assets between an Investor and its Associate or Joint Venture*</i>	Deferred

\* These MFRS and Amendments to MFRSs are not relevant to the Fund.

#### 3. SUMMARY OF ACCOUNTING POLICIES

##### 3.1 Income recognition

Income is recognised to the extent that it is probable that the economic benefits will flow to the Fund and the income can be reliably measured. Income is measured at the fair value of consideration received or receivable.

(i) Distribution income

Distribution income is recognised when the Fund's right to receive payment is established.

**NOTES TO THE FINANCIAL STATEMENTS  
FOR THE FINANCIAL YEAR ENDED 30 SEPTEMBER 2024**

**3. SUMMARY OF ACCOUNTING POLICIES (CONT'D.)**

**3.1 Income recognition (cont'd.)**

(ii) Profit income

Profit income on Shariah-compliant deposits is recognised on an accrual basis using the effective profit method.

(iii) Gain or loss on disposal of Shariah-compliant investment

On disposal of Shariah-compliant investment, the net realised gain or loss on disposal is measured as the difference between the net disposal proceeds and the carrying amount of the Shariah-compliant investment. The net realised gain or loss is recognised in profit or loss.

**3.2 Income tax**

Current tax assets and liabilities are measured at the amount expected to be recovered from or paid to the tax authorities. The tax rates and tax laws used to compute the amount are those that are enacted or substantively enacted at the reporting date.

Current taxes are recognised in profit or loss except to the extent that the tax relates to items recognised outside profit or loss, either in other comprehensive income or directly in equity.

**3.3 Functional and presentation currency**

Functional currency is the currency of the primary economic environment in which the Fund operates that most faithfully represents the economic effects of the underlying transactions. The functional currency of the Fund is Ringgit Malaysia ("RM") which reflects the currency in which the Fund competes for funds, issues and redeems units. The Fund has also adopted RM as its presentation currency.

**3.4 Foreign currency transactions**

Transactions in currencies other than the Fund's functional currency (foreign currencies) are recorded in the functional currency using exchange rates prevailing at the transaction dates. At each reporting date, foreign currency monetary items are translated into RM at exchange rates ruling at the reporting date. All exchange gains or losses are recognised in profit or loss.

**3.5 Statement of cash flows**

The Fund adopts the direct method in the preparation of the statement of cash flows.

Cash and cash equivalents are short-term, highly liquid Shariah-compliant investment that is readily convertible to cash with insignificant risk of changes in value.



**NOTES TO THE FINANCIAL STATEMENTS  
FOR THE FINANCIAL YEAR ENDED 30 SEPTEMBER 2024**

**3. SUMMARY OF ACCOUNTING POLICIES (CONT'D.)**

**3.6 Distribution**

Distribution is at the discretion of the Manager. A distribution to the Fund's unit holders is accounted for as a deduction from retained earnings and realised income. Realised income is the income earned from distribution income, profit income, rebate fee income from Target Fund Manager and net gain on disposal of Shariah-compliant investment after deducting expenses and taxation. A proposed distribution is recognised as a liability in the period in which it is approved. Distribution is either reinvested or paid in cash to the unit holders on the distribution payment date. Reinvestment of units is based on the NAV per unit on the distribution payment date, which is also the time of creation.

**3.7 Unit holders' capital**

The unit holders' capital of the Fund meets the definition of puttable instruments and is classified as equity instruments as it meets criteria for such classification under MFRS 132 *Financial Instruments: Presentation* ("MFRS 132").

**3.8 Financial instruments – initial recognition and measurement**

(i) Initial recognition

Financial assets and financial liabilities are recognised when the Fund becomes a party to the contractual provisions of the instrument. Regular way purchases and sales of financial assets are recognised using trade date accounting or settlement date accounting. The method used is applied consistently for all purchases and sales of financial assets that belong to the same category of financial assets.

(ii) Initial measurement

All financial assets are recognised initially at fair value, in the case of financial assets not recorded at FVTPL, transaction costs that are attributable to the acquisition of the financial asset. All financial liabilities are recognised initially at fair value and, in the case of financial liabilities not recorded at FVTPL, net of directly attributable transaction costs.

(iii) "Day 1" profit or loss

At initial measurement, if the transaction price differs from the fair value, the Fund immediately recognises the difference between the transaction price and fair value (a "Day 1" profit or loss) in profit or loss provided that fair value is evidenced by a quoted price in an active market for an identical asset or liability (i.e. Level 1 input) or based on a valuation technique that uses only data from observable markets. In all other cases, the difference between the transaction price and model value is recognised in profit or loss on a systematic and rational basis that reflects the nature of the instrument over its tenure.

## Global Islamic Equity

### NOTES TO THE FINANCIAL STATEMENTS FOR THE FINANCIAL YEAR ENDED 30 SEPTEMBER 2024

#### 3. SUMMARY OF ACCOUNTING POLICIES (CONT'D.)

##### 3.9 Financial assets

###### Classification and measurement

The classification of financial assets depends on the Fund's business model of managing the financial assets in order to generate cash flows ("business model test") and the contractual cash flow characteristics of the financial instruments ("SPPP test"). The business model test determines whether cash flows will result from collecting contractual cash flows, selling the financial assets, or both and the assessment is performed on a portfolio basis. The SPPP test determines whether the contractual cash flows are solely for payments of principal and profit and the assessment is performed on a financial instrument basis.

The Fund may classify its financial assets under the following categories:

###### Financial assets at amortised cost

A financial asset is measured at amortised cost if it is held within a business model whose objective is to hold financial assets in order to collect contractual cash flows and its contractual terms give rise on specified dates to cash flows that are solely payments of principal and profit on the principal amount outstanding. Financial assets include in this category are deposits with licensed financial institutions, cash at banks, amount due from Target Fund Manager, amount due from Manager, amount due from brokers/financial institutions, dividend/distribution receivables and other receivables.

###### Financial assets at FVOCI

A financial asset is measured at fair value through other comprehensive income ("FVOCI") if its business model is both to hold the asset to collect contractual cash flows and to sell the financial asset. In addition, the contractual terms of the financial assets give rise on specified dates to cash flows that are solely payments of principal and profit on the outstanding principal.

These Shariah-compliant investments are initially recorded at fair value and transaction costs are expensed in the profit or loss. Subsequent to initial recognition, these investments are remeasured at fair value. All fair value adjustments are initially recognised through OCI. Debt instruments at FVOCI are subject to impairment assessment.

###### Financial assets at FVTPL

Any financial assets that are not measured at amortised cost or FVOCI are measured at FVTPL. Subsequent to initial recognition, financial assets at FVTPL are measured at fair value. Changes in the fair value of those financial instruments are recorded in "Net gain or loss on financial assets at FVTPL". Distribution income and profit earned elements of such instruments are recorded separately in "Distribution income" and "Profit income" respectively. Exchange differences on financial assets at FVTPL are not recognised separately in profit or loss but are included in net gain or net loss on changes in fair value of financial assets at FVTPL.

## Global Islamic Equity

### NOTES TO THE FINANCIAL STATEMENTS FOR THE FINANCIAL YEAR ENDED 30 SEPTEMBER 2024

#### 3. SUMMARY OF ACCOUNTING POLICIES (CONT'D.)

##### 3.9 Financial assets (cont'd.)

Classification and measurement (cont'd.)

The Fund may classify its financial assets under the following categories: (cont'd.)

##### Financial assets at FVTPL (cont'd.)

Instruments that qualify for amortised cost or FVOCI may be irrevocably designated as FVTPL, if doing so eliminates or significantly reduces a measurement or recognition inconsistency. Equity instruments are normally measured at FVTPL, nevertheless, the Fund is allowed to irrevocably designate equity instruments that are not held for trading as FVOCI, with no subsequent reclassification of gains or losses to profit or loss.

The Fund subsequently measures its Shariah-compliant investment in Collective Investment Scheme ("CIS") at FVTPL. Distributions earned whilst holding the Shariah-compliant investment in CIS is recognised in profit or loss when the right to receive the payment has been established. Gains and losses on the Shariah-compliant investment in CIS, realised and unrealised, are included in profit or loss.

##### 3.10 Financial liabilities – classification and subsequent measurement

Financial liabilities issued by the Fund are classified as financial liabilities at amortised cost, where the substance of the contractual arrangement results in the Fund having an obligation either to deliver cash or another financial asset to the holder. After initial measurement, financial liabilities are subsequently measured at amortised cost using the effective profit method. Amortised cost is calculated by taking into account any discount or premium on acquisition and fees or costs that are an integral part of the effective profit rate.

##### 3.11 Derecognition of financial instruments

###### (i) Derecognition of financial asset

A financial asset (or, where applicable a part of a financial asset or part of a group of similar financial assets) is derecognised when:

- the rights to receive cash flows from the asset have expired, or
- the Fund has transferred its rights to receive cash flows from the asset or has assumed an obligation to pay the received cash flows in full without material delay to a third party under a "pass-through" arrangement; and either:
  - the Fund has transferred substantially all the risks and rewards of the asset, or

**NOTES TO THE FINANCIAL STATEMENTS  
FOR THE FINANCIAL YEAR ENDED 30 SEPTEMBER 2024**

**3. SUMMARY OF ACCOUNTING POLICIES (CONT'D.)**

**3.11 Derecognition of financial instruments (cont'd.)**

(i) Derecognition of financial asset (cont'd.)

- the Fund has neither transferred nor retained substantially all the risks and rewards of the asset, but has transferred control of the asset.

For Shariah-compliant investments classified as FVOCI - debt instruments, the cumulative fair value change recognised in OCI is recycled to profit or loss.

(ii) Derecognition of financial liability

A financial liability is derecognised when the obligation under the liability is discharged, cancelled or expired. Gains and losses are recognised in profit or loss when the liabilities are recognised, and through the amortisation process.

**3.12 Financial instruments – expected credit losses (“ECL”)**

The Fund assesses the ECL associated with its financial assets at amortised cost using simplified approach. Therefore, the Fund does not track changes in credit risk, but instead recognises a loss allowance based on lifetime ECLs at each reporting date. The ECL in respect of financial assets at amortised cost, if any, is recognised in profit or loss.

Financial assets together with the associated allowance are written off when it has exhausted all practical recovery efforts and there is no realistic prospect of future recovery. The Fund may also write-off financial assets that are still subject to enforcement activity when there is no reasonable expectation of full recovery. If a write-off is later recovered, the recovery is credited to profit or loss.

**3.13 Determination of fair value**

For the Shariah-compliant investment in CIS, fair value is determined based on the closing NAV per unit of the foreign CIS. Purchased cost is the quoted price that the Fund paid when buying its Shariah-compliant investment. The difference between purchased cost and fair value is treated as unrealised gain or loss and is recognised in profit or loss. Unrealised gains or losses recognised in profit or loss are not distributable in nature.

**3.14 Classification of realised and unrealised gains and losses**

Unrealised gains and losses comprise changes in the fair value of financial instruments for the period and from reversal of prior period's unrealised gains and losses for financial instruments which were realised (i.e. sold, redeemed or matured) during the reporting period.

## Global Islamic Equity

### NOTES TO THE FINANCIAL STATEMENTS FOR THE FINANCIAL YEAR ENDED 30 SEPTEMBER 2024

#### 3. SUMMARY OF ACCOUNTING POLICIES (CONT'D.)

##### 3.14 Classification of realised and unrealised gains and losses (cont'd.)

Realised gains and losses on disposals of financial instruments classified at FVTPL are calculated using the weighted average method. They represent the difference between an instrument's initial carrying amount and disposal amount.

##### 3.15 Significant accounting estimates and judgments

The preparation of the Fund's financial statements requires the Manager to make judgments, estimates and assumptions that affect the reported amounts of revenues, expenses, assets and liabilities, and the disclosure of contingent liabilities at the reporting date. However, uncertainty about these assumptions and estimates could result in outcomes that could require a material adjustment to the carrying amount of the asset or liability in the future.

The Fund classifies its Shariah-compliant investment as financial assets at FVTPL as the Fund may sell its Shariah-compliant investment in the short-term for profit-taking or to meet unit holders' cancellation of units.

No major judgments have been made by the Manager in applying the Fund's accounting policies. There are no key assumptions concerning the future and other key sources of estimation uncertainty at the reporting date, that have a significant risk of causing a material adjustment to the carrying amounts of assets and liabilities within the next financial year.

#### 4. SHARIAH-COMPLIANT INVESTMENT

	2024 RM	2023 RM
<b>Financial asset at FVTPL</b>		
At cost:		
Foreign CIS	<u>4,687,082</u>	<u>5,252,203</u>
At fair value:		
Foreign CIS	<u>6,532,757</u>	<u>7,217,557</u>

## Global Islamic Equity

### NOTES TO THE FINANCIAL STATEMENTS FOR THE FINANCIAL YEAR ENDED 30 SEPTEMBER 2024

#### 4. SHARIAH-COMPLIANT INVESTMENT (CONT'D.)

Details of Shariah-compliant investment are as follows:

Foreign CIS	Number of units	Fair value RM	Purchased cost RM	Fair value as a percentage of NAV %
<b>2024</b>				
Oasis Crescent Global Equity Fund ("Target Fund")	39,497	6,532,757	4,687,082	96.68
<b>Excess of fair value over purchased cost</b>		<u>1,845,675</u>		

#### 5. SHARIAH-COMPLIANT DEPOSIT WITH A LICENSED FINANCIAL INSTITUTION

	2024 RM	2023 RM
At nominal value:		
Short-term deposit	<u>231,000</u>	<u>173,000</u>
At carrying value:		
Short-term deposit	<u>231,019</u>	<u>173,028</u>

Details of deposit with licensed financial institution are as follows:

Maturity date	Financial institution	Nominal value RM	Carrying value RM	Carrying value as a percentage of NAV %
<b>2024</b>				
<b>Short-term deposit</b>				
01.10.2024	CIMB Islamic Bank Berhad	<u>231,000</u>	<u>231,019</u>	<u>3.42</u>

The weighted average effective profit rate and weighted average remaining maturities of short-term deposit are as follows:

	Weighted average effective profit rate		Weighted average remaining maturities	
	2024 %	2023 %	2024 Day	2023 Days
Short-term deposit	<u>2.95</u>	<u>3.00</u>	<u>1</u>	<u>2</u>

## Global Islamic Equity

### NOTES TO THE FINANCIAL STATEMENTS FOR THE FINANCIAL YEAR ENDED 30 SEPTEMBER 2024

#### 6. AMOUNT DUE TO MANAGER

	2024 RM	2023 RM
<b>Due to Manager</b>		
Manager's fee payable	449	400

As the Fund is investing in the Target Fund, the Manager's fee is charged as follows:

	2024 % p.a.	2023 % p.a.
Manager's fee charged by the Target Fund Manager, on the NAV of the Target Fund	2.00	2.00
Rebate fee from the Target Fund Manager, on the NAV of the Target Fund	0.20	0.20
Manager's fee charged by the Manager, on the remaining NAV of the Fund (Note a)	1.80	1.80

Note (a) The Manager's fee of the Fund chargeable in the Statement of Comprehensive Income relates to the Fund's NAV other than its investment in the Target Fund.

The normal credit period in the previous and current financial years for Manager's fee payable is one month.

#### 7. AMOUNT DUE TO TRUSTEE

Trustee's fee is at a rate of 0.07% (2023: 0.07%) per annum on the NAV of the Fund, calculated on a daily basis.

The normal credit period in the previous and current financial years for Trustee's fee payable is one month.

#### 8. NET GAINS FROM SHARIAH-COMPLIANT INVESTMENT

	2024 RM	2023 RM
Net gains on financial assets at FVTPL comprised:		
- Net realised gains on sale of Shariah-compliant investment	236,149	235,930
- Net realised gains on foreign currency exchange	80,640	70,822
- Net unrealised gains on changes in fair value of Shariah-compliant investment	616,156	747,207
- Net unrealised losses on foreign currency fluctuation of Shariah-compliant investment denominated in foreign currency	(735,835)	(32,460)
	<u>197,110</u>	<u>1,021,499</u>

## Global Islamic Equity

### NOTES TO THE FINANCIAL STATEMENTS FOR THE FINANCIAL YEAR ENDED 30 SEPTEMBER 2024

#### 9. TOTAL EQUITY

Total equity is represented by:

	Note	2024 RM	2023 RM
Unit holders' capital	(a)	529,790	1,394,286
Retained earnings			
– Realised income	(b)	4,381,385	4,024,453
– Unrealised gains	(c)	1,845,675	1,965,354
		<u>6,756,850</u>	<u>7,384,093</u>

#### (a) Unit holders' capital/Units in circulation

	2024		2023	
	Number of units	RM	Number of units	RM
At beginning of the financial year	6,359,852	1,394,286	7,475,989	2,631,038
Creation during the financial year	238,291	301,188	5,384	6,356
Cancellation during the financial year	(943,240)	(1,165,684)	(1,121,521)	(1,243,108)
At end of the financial year	<u>5,654,903</u>	<u>529,790</u>	<u>6,359,852</u>	<u>1,394,286</u>

#### (b) Realised – distributable

	2024 RM	2023 RM
At beginning of the financial year	4,024,453	3,710,752
Net realised income for the financial year	356,932	313,701
At end of the financial year	<u>4,381,385</u>	<u>4,024,453</u>

#### (c) Unrealised – non-distributable

	2024 RM	2023 RM
At beginning of the financial year	1,965,354	1,250,607
Net unrealised (loss)/gain for the financial year	(119,679)	714,747
At end of the financial year	<u>1,845,675</u>	<u>1,965,354</u>



## Global Islamic Equity

### NOTES TO THE FINANCIAL STATEMENTS FOR THE FINANCIAL YEAR ENDED 30 SEPTEMBER 2024

#### 10. SIGNIFICANT RELATED PARTIES TRANSACTIONS AND BALANCES

The related parties and their relationships with the Fund are as follows:

<u>Related parties</u>	<u>Relationships</u>
AmFunds Management Berhad	The Manager
AmInvestment Bank Berhad	Holding company of the Manager
AMMB Holdings Berhad ("AMMB")	Ultimate holding company of the Manager
Subsidiaries and associates of AMMB as disclosed in its financial statements	Subsidiaries and associate companies of the ultimate holding company of the Manager

There are no units held by the Manager or any other related party as at 30 September 2024 and 30 September 2023.

Other than those disclosed elsewhere in the financial statements, the significant related party balances as at the reporting date is as follows:

	<b>2024</b>	<b>2023</b>
	<b>RM</b>	<b>RM</b>
<b>Significant related party balances</b>		
<u>AmBank Islamic Berhad</u>		
Cash at bank	809	839

#### 11. TAXATION

Income tax payable is calculated on Shariah-compliant investment income less deduction for permitted expenses as provided under Section 63B of the Income Tax Act, 1967.

A reconciliation of income tax expense applicable to net income before taxation at the statutory income tax rate to income tax expense at the effective income tax rate of the Fund is as follows:

	<b>2024</b>	<b>2023</b>
	<b>RM</b>	<b>RM</b>
Net income before taxation	237,253	1,028,448
Taxation at Malaysian statutory rate of 24% (2023: 24%)	56,941	246,828
Tax effects of:		
Income not subject to tax	(243,687)	(267,198)
Losses not allowed for tax deduction	176,600	9,135
Restriction on tax deductible expenses for unit trust fund	2,554	2,385
Non-permitted expenses for tax purposes	7,308	8,585
Permitted expenses not used and not available for future financial years	284	265
Tax expense for the financial year	-	-

## Global Islamic Equity

### NOTES TO THE FINANCIAL STATEMENTS FOR THE FINANCIAL YEAR ENDED 30 SEPTEMBER 2024

#### 12. TOTAL EXPENSE RATIO (“TER”)

The Fund’s TER is as follows:

	<b>2024</b>	<b>2023</b>
	<b>% p.a.</b>	<b>% p.a.</b>
Manager’s fee	0.05	0.05
Trustee’s fee	0.07	0.07
Fund’s other expenses	0.45	0.50
Total TER	<u>0.57</u>	<u>0.62</u>

The TER of the Fund is the ratio of the sum of fees and expenses incurred by the Fund to the average NAV of the Fund calculated on a daily basis.

#### 13. PORTFOLIO TURNOVER RATIO (“PTR”)

The PTR of the Fund, which is the ratio of average total acquisitions and disposals of Shariah-compliant investment to the average NAV of the Fund calculated on a daily basis, is 0.08 times (2023: 0.09 times).

#### 14. SEGMENTAL REPORTING

As stated in Note 1, the Fund is a feeder fund whereby a minimum of 85% of the Fund’s NAV will be invested in the Target Fund.

As the Fund operates substantially as a feeder fund which invests primarily in the Target Fund, it is not possible or meaningful to classify its Shariah-compliant investment by separate business or geographical segments.

#### 15. TRANSACTIONS WITH THE TARGET FUND MANAGER

Details of transactions with the Target Fund Manager for the financial year ended 30 September 2024 are as follows:

<b>Target Fund Manager</b>	<b>Transaction value</b>	
	<b>RM</b>	<b>%</b>
Oasis Global Management Company (Ireland) Limited	<u>1,192,035</u>	<u>100.00</u>

The above transactions are in respect of investment in foreign Shariah-compliant CIS. Transactions in this Shariah-compliant investment do not involve any commission or brokerage fee.

## Global Islamic Equity

### NOTES TO THE FINANCIAL STATEMENTS FOR THE FINANCIAL YEAR ENDED 30 SEPTEMBER 2024

#### 16. FINANCIAL INSTRUMENTS

##### (a) Classification of financial instruments

The accounting policies in Note 3 describe how the classes of financial instruments are measured, and how income and expenses, including fair value gains and losses, are recognised. The following table analyses the financial assets and liabilities of the Fund in the statement of financial position by the class of financial instruments to which they are assigned, and therefore by the measurement basis.

	Financial assets at FVTPL RM	Financial assets at amortised cost RM	Financial liabilities at amortised cost RM	Total RM
<b>2024</b>				
<b>Financial assets</b>				
Shariah-compliant investment	6,532,757	-	-	6,532,757
Shariah-compliant deposit with licensed financial institution	-	231,019	-	231,019
Cash at banks	-	5,498	-	5,498
<b>Total financial assets</b>	<b>6,532,757</b>	<b>236,517</b>	<b>-</b>	<b>6,769,274</b>
<b>Financial liabilities</b>				
Amount due to Manager	-	-	449	449
Amount due to Trustee	-	-	393	393
<b>Total financial liabilities</b>	<b>-</b>	<b>-</b>	<b>842</b>	<b>842</b>
<b>2023</b>				
<b>Financial assets</b>				
Shariah-compliant investment	7,217,557	-	-	7,217,557
Shariah-compliant deposit with licensed financial institution	-	173,028	-	173,028
Cash at banks	-	6,264	-	6,264
<b>Total financial assets</b>	<b>7,217,557</b>	<b>179,292</b>	<b>-</b>	<b>7,396,849</b>
<b>Financial liabilities</b>				
Amount due to Manager	-	-	400	400
Amount due to Trustee	-	-	433	433
<b>Total financial liabilities</b>	<b>-</b>	<b>-</b>	<b>833</b>	<b>833</b>
<b>Income, expenses, gains and losses</b>				
			<b>2024</b>	<b>2023</b>
			<b>RM</b>	<b>RM</b>
Net gains from financial assets at FVTPL			197,110	1,021,499
Income, of which derived from:				
- Distribution income from financial assets at FVTPL			61,578	39,070
- Profit income from financial assets at amortised cost			6,468	5,451
- Other net realised gain/(loss) on foreign currency exchange			54	(5,603)

## Global Islamic Equity

### NOTES TO THE FINANCIAL STATEMENTS FOR THE FINANCIAL YEAR ENDED 30 SEPTEMBER 2024

#### 16. FINANCIAL INSTRUMENTS (CONT'D.)

##### (b) Financial instruments that are carried at fair value

The Fund's financial assets and liabilities are carried at fair value.

The Fund uses the following hierarchy for determining and disclosing the fair value of financial instruments by valuation technique:

Level 1: quoted (unadjusted) prices in active markets for identical assets or liabilities;

Level 2: other techniques for which all inputs which have a significant effect on the recorded fair value are observable; either directly or indirectly; or

Level 3: techniques which use inputs which have a significant effect on the recorded fair value that are not based on observable market data.

The following table shows an analysis of financial instruments recorded at fair value by the level of the fair value hierarchy:

	Level 1 RM	Level 2 RM	Level 3 RM	Total RM
<b>2024</b>				
Financial assets at FVTPL	-	6,532,757	-	6,532,757
<b>2023</b>				
Financial assets at FVTPL	-	7,217,557	-	7,217,557

##### (c) Financial instruments that are not carried at fair value and whose carrying amounts are reasonable approximation of fair value

The following are classes of financial instruments that are not carried at fair value and whose carrying amounts are reasonable approximation of fair value due to their short period to maturity or short credit period:

- Shariah-compliant deposit with licensed financial institution
- Cash at banks
- Amount due to Manager
- Amount due to Trustee

There are no financial instruments which are not carried at fair value and whose carrying amounts are not reasonable approximation of their respective fair value.

## Global Islamic Equity

### NOTES TO THE FINANCIAL STATEMENTS FOR THE FINANCIAL YEAR ENDED 30 SEPTEMBER 2024

#### 17. FINANCIAL RISK MANAGEMENT OBJECTIVES AND POLICIES

The Fund is exposed to a variety of risks that include market risk, credit risk, liquidity risk, single issuer risk, regulatory risk, country risk, management risk, non-compliance risk and Shariah non-compliance risk.

Risk management is carried out by closely monitoring, measuring and mitigating the above said risks, careful selection of Shariah-compliant investment coupled with stringent compliance to Shariah-compliant investment restrictions as stipulated by the Capital Markets and Services Act 2007, Securities Commission Malaysia's Guidelines on Unit Trust Funds, Securities Commission Malaysia's Guidelines on Islamic Capital Market Products and Services and the Deeds as the backbone of risk management of the Fund.

##### (a) Market risk

The Fund's principal exposure to market risk arises primarily due to changes in the market environment, global economic and geo-political developments.

The Fund's market risk is affected primarily by the following risks:

##### (i) Price risk

Price risk refers to the uncertainty of an investment's future prices. In the event of adverse price movements, the Fund might endure potential loss on its Shariah-compliant investment in the Target Fund. In managing price risk, the Manager actively monitors the performance and risk profile of the investment portfolio.

The result below summarised the price risk sensitivity of the Fund's NAV due to movements of price by -5.00% and +5.00% respectively:

Percentage movements in price by:	Sensitivity of the Fund's NAV	
	2024 RM	2023 RM
-5.00%	(326,638)	(360,878)
+5.00%	<u>326,638</u>	<u>360,878</u>

##### (ii) Profit rate risk

Profit rate risk will affect the value of the Fund's Shariah-compliant investment, given the profit rate movements, which are influenced by regional and local economic developments as well as political developments.

Domestic profit rates on Shariah-compliant deposits and placements with licensed financial institutions are determined based on prevailing market rates.

## Global Islamic Equity

### NOTES TO THE FINANCIAL STATEMENTS FOR THE FINANCIAL YEAR ENDED 30 SEPTEMBER 2024

#### 17. FINANCIAL RISK MANAGEMENT OBJECTIVES AND POLICIES (CONT'D.)

##### (a) Market risk (cont'd.)

##### (ii) Profit rate risk (cont'd.)

The result below summarised the profit rate sensitivity of the Fund's NAV, or theoretical value due to the parallel movement assumption of the yield curve by +100bps and -100bps respectively:

Parallel shift in yield curve by:	Sensitivity of the Fund's NAV, or theoretical value	
	2024 RM	2023 RM
+100 bps	(6)	(9)
-100 bps	6	9

##### (iii) Currency risk

Currency risk is associated with the Fund's financial assets and financial liabilities that are denominated in currencies other than the Fund's functional currency. Currency risk refers to the potential loss the Fund might face due to unfavorable fluctuations of currencies other than the Fund's functional currency against the Fund's functional currency.

The result below summarised the currency risk sensitivity of the Fund's NAV due to appreciation/depreciation of the Fund's functional currency against currencies other than the Fund's functional currency:

Percentage movements in currencies other than the Fund's functional currency:	Sensitivity of the Fund's NAV	
	2024 RM	2023 RM
-5.00%	(326,741)	(360,995)
+5.00%	326,741	360,995

The net unhedged financial assets of the Fund that are not denominated in Fund's functional currency are as follows:

Financial assets denominated in USD	2024		2023	
	RM equivalent	% of NAV	RM equivalent	% of NAV
Shariah-compliant investment	6,532,757	96.68	7,217,557	97.74
Cash at bank	2,060	0.03	2,347	0.04
	<u>6,534,817</u>	<u>96.71</u>	<u>7,219,904</u>	<u>97.78</u>

## **Global Islamic Equity**

### **NOTES TO THE FINANCIAL STATEMENTS FOR THE FINANCIAL YEAR ENDED 30 SEPTEMBER 2024**

#### **17. FINANCIAL RISK MANAGEMENT OBJECTIVES AND POLICIES (CONT'D.)**

##### **(b) Credit risk**

Credit risk is the risk that the counterparty to a financial instrument will cause a financial loss to the Fund by failing to discharge an obligation. Credit risk applies to Shariah-compliant deposits and distribution receivables. The issuer of such instruments may not be able to fulfill the required profit payments or repay the principal invested or amount owing. These risks may cause the Fund's Shariah-compliant investment to fluctuate in value.

The Fund, as a feeder fund, invests significantly all its assets in the Target Fund. The Target Fund manages the risk by setting internal counterparty limits and undertaking internal credit evaluation to minimise such risk.

For Shariah-compliant deposits with licensed financial institutions, the Fund makes placements with financial institution with sound rating of P1/MARC-1 and above. Cash at banks are held for liquidity purposes and are not exposed to significant credit risk.

##### **(c) Liquidity risk**

Liquidity risk is defined as the risk that the Fund will encounter difficulty in meeting obligations associated with financial liabilities that are settled by delivering cash or another financial assets. Exposure to liquidity risk arises because of the possibility that the Fund could be required to pay its financial liabilities or redeem its units earlier than expected. This is also the risk of fund experiencing large redemptions, when the Investment Manger could be forced to sell large volumes of its holdings at unfavorable prices to meet redemptions requirements.

The Fund maintains sufficient level of liquid assets, after consultation with the Trustee, to meet anticipated payments and cancellations of units by unit holders. Liquid assets comprise of cash at banks, deposits with licensed financial institutions and other instruments, which are capable of being converted into cash within 5 to 7 days. The Fund's policy is to always maintain a prudent level of liquid assets so as to reduce liquidity risk.

The Fund's financial liabilities have contractual maturities of not more than six months.

##### **(d) Single issuer risk**

The Fund, as a feeder fund, invests significantly all its assets in the Target Fund. The Target Fund is restricted from investing in securities issued by any issuer in excess of a certain percentage of its NAV. Under such restriction, the risk exposure to the securities of any single issuer is diversified and managed by the Target Fund Manager based on internal/external ratings.

## Global Islamic Equity

### NOTES TO THE FINANCIAL STATEMENTS FOR THE FINANCIAL YEAR ENDED 30 SEPTEMBER 2024

#### 17. FINANCIAL RISK MANAGEMENT OBJECTIVES AND POLICIES (CONT'D.)

**(e) Regulatory risk**

Any changes in national policies and regulations may have effects on the capital market and the NAV of the Fund.

**(f) Country risk**

The risk of price fluctuation in foreign securities may arise due to political, financial and economic events in foreign countries. If this occurs, there is a possibility that the NAV of the Fund may be adversely affected.

**(g) Management risk**

Poor management of the Fund may cause considerable losses to the Fund that in turn may affect the NAV of the Fund.

**(h) Non-compliance risk**

This is the risk of the Manager or the Trustee not complying with their respective internal policies, the Deeds, securities law or guidelines issued by the regulators relevant to each party, which may adversely affect the performance of the Fund.

**(i) Shariah non-compliance risk**

This is the risk of the Fund not conforming to Shariah Investment Guidelines. The Shariah Adviser for the Fund would be responsible for ensuring that the Fund is managed and administered in accordance with Shariah Investment Guidelines. Note that as the Fund can only invest in Shariah-compliant instruments, non-compliance may adversely affect the NAV of the Fund when the rectification of non-compliance results in losses.

#### 18. CAPITAL MANAGEMENT

The capital of the Fund can vary depending on the demand for creation and cancellation of units to the Fund.

The Fund's objectives for managing capital are:

- (a) To invest in Shariah-compliant investments meeting the description, risk exposure and expected return indicated in its Prospectus;
- (b) To maintain sufficient liquidity to meet the expenses of the Fund, and to meet cancellation requests as they arise; and
- (c) To maintain sufficient fund size to make the operations of the Fund cost-efficient.

No changes were made to the capital management objectives, policies or processes during the current and previous financial years.



## **Global Islamic Equity**

### **STATEMENT BY THE MANAGER**

I, Goh Wee Peng, being the Director of and on behalf of the Board of Directors of AmFunds Management Berhad (the “Manager”), do hereby state that, in the opinion of the Manager, the accompanying financial statements are drawn up in accordance with Malaysian Financial Reporting Standards and International Financial Reporting Standards so as to give a true and fair view of the financial position of Global Islamic Equity (the “Fund”) as at 30 September 2024 and of the comprehensive income, the changes in equity and cash flows for the financial year then ended.

For and on behalf of the Manager

**GOH WEE PENG**

Executive Director

Kuala Lumpur, Malaysia

19 November 2024

## **TRUSTEE'S REPORT**

To the unit holders of **GLOBAL ISLAMIC EQUITY** ("Fund"),

We have acted as Trustee of the Fund for the financial year ended 30 September 2024 and we hereby confirm to the best of our knowledge, after having made all reasonable enquiries, AMFUNDS MANAGEMENT BERHAD has operated and managed the Fund during the year covered by these financial statements in accordance with the following:

1. Limitations imposed on the investment powers of the management company under the deed, securities laws and the Guidelines on Unit Trust Funds;
2. Valuation and pricing is carried out in accordance with the deed; and
3. Any creation and cancellation of units are carried out in accordance with the deed and any regulatory requirement.

For **AMANAHRAYA TRUSTEES BERHAD**

**ZAINUDIN BIN SUHAIMI**

Chief Executive Officer

Date: 14 November 2024

## SHARIAH ADVISER'S REPORT FOR ISLAMIC UNIT TRUST FUND

To the unit holders of Global Islamic Equity ("Fund"),

We hereby confirm the following:

1. To the best of our knowledge, after having made all reasonable enquiries, AmFunds Management Berhad has operated and managed the Fund during the period covered by these financial statements in accordance with the Shariah principles and requirements and complied with the applicable guidelines, rulings or decisions issued by the Securities Commission Malaysia pertaining to Shariah matters: and
2. The assets of the Fund comprise instruments that have been classified as Shariah-compliant.

For Amanie Advisors Sdn Bhd

---

Tan Sri Dr Mohd Daud Bakar

Executive Chairman

Date: 19 November 2024

## DIRECTORY

Head Office 9<sup>th</sup> & 10<sup>th</sup> Floor, Bangunan AmBank Group  
55, Jalan Raja Chulan, 50200 Kuala Lumpur  
Tel: (03) 2032 2888 Facsimile: (03) 2031 5210  
Email: enquiries@aminvest.com

Postal Address AmFunds Management Berhad  
P.O Box 13611, 50816 Kuala Lumpur

*For enquiries about this or any of the other Funds offered by AmFunds Management Berhad  
Please call 2032 2888 between 8.45 a.m. to 5.45 p.m. (Monday to Thursday),  
Friday (8.45 a.m. to 5.00 p.m.)*

